



Annual  
Report  
2017

**ISBN** 978-90-830309-0-6

**Suggested Citation** ERA-EDTA Registry: ERA-EDTA Registry Annual Report 2017. Amsterdam UMC, location AMC, Department of Medical Informatics, Amsterdam, the Netherlands, 2019.

**Disclaimer** ERA-EDTA, its Registry Committee, Amsterdam UMC; location AMC, and its department of Medical Informatics disclaim any express or implied warranty of fitness for the use of ERA-EDTA Registry products and shall not be liable for any direct, indirect or consequential loss; personal injury; special or punitive damages; loss of profits, loss of savings and loss of revenue; loss of business, loss of reputation and loss of goodwill; and loss of data arising from the use of ERA-EDTA Registry products.

ERA-EDTA Registry  
Annual Report 2017

## **ERA-EDTA Registry**

Amsterdam UMC, location AMC  
Department of Medical Informatics  
PO Box 22700  
1100 DE Amsterdam  
the Netherlands

Telephone +31 20 566 7637  
E-mail [erareg@amc.uva.nl](mailto:erareg@amc.uva.nl)  
Website [www.era-edta-reg.org](http://www.era-edta-reg.org)

## **ERA-EDTA Registry Committee**

C Zoccali, Italy (ERA-EDTA President)

Z Massy, France (Chairman)

P Ambühl, Switzerland

M Arici, Turkey

M Evans, Sweden

P Finne, Finland

J Harambat, France

J de Meester, Belgium

L Mercadal, France

M Nordio, Italy

S Schwartz Sørensen, Denmark

E Vidal, Italy

## **ERA-EDTA Registry Office Staff**

KJ Jager, epidemiologist (Managing Director)

R Boenink, epidemiologist

M Bonthuis, epidemiologist (for paediatric section)

R Cornet, medical informatician

EF Guggenheim, secretary

A Kramer, medical informatician

M Noordzij, epidemiologist

VS Stel, epidemiologist

AJ Weerstra, data manager

# Acknowledgements

The ERA-EDTA Registry would like to thank the patients and staff of all the dialysis and transplant units who have contributed data via their national and regional renal registries. In addition, we would like to thank the following persons and organizations for their contribution to the work of the ERA-EDTA Registry.

## For the provision of individual patient data

| Registry                                       | Contributors                                                                          |
|------------------------------------------------|---------------------------------------------------------------------------------------|
| Austria                                        | R Kramar                                                                              |
| Belgium, Dutch-speaking                        | M Couttenye, F Schroven, and J De Meester                                             |
| Belgium, French-speaking                       | JM des Grottes and F Collart                                                          |
| Bosnia and Herzegovina                         | H Resic, B Jakovljevic, and M Tomić                                                   |
| Denmark                                        | JG Heaf                                                                               |
| Estonia                                        | U Pechter, K Lilienthal, and M Rosenberg                                              |
| Finland                                        | P Finne, J Helve, and PH Groop                                                        |
| France                                         | M Lassalle and C Couchoud                                                             |
| Greece                                         | G Moustakas                                                                           |
| Iceland                                        | R Pálsson                                                                             |
| Norway                                         | AV Reisæter and A Åsberg                                                              |
| Romania                                        | G Mircescu, L Garneata, and E Podgoreanu                                              |
| Serbia                                         | M Lausevic, R Naumovic, all of the Serbian renal units, Serbian Society of Nephrology |
| Spain, Andalusia                               | P Castro de la Nuez (on behalf of all users of SICATA)                                |
| Spain, Aragon                                  | F Arribas Monzón, JM Abad Díez, and JI Sanchez Miret                                  |
| Spain, Asturias                                | P Beltrán, JR Quirós, and RERCA Working Group                                         |
| Spain, Basque country                          | Á Magaz, J Aranzabal, M Rodrigo, and I Moína                                          |
| Spain, Canary Islands                          | H Sánchez Janáriz                                                                     |
| Spain, Cantabria                               | JC Ruiz San Millán, O Garcia Ruiz, and C Piñera Haces                                 |
| Spain, Castile and León                        | MA Palencia García                                                                    |
| Spain, Castile-La Mancha                       | G Gutiérrez Ávila and I Moreno Alía                                                   |
| Spain, Catalonia                               | E Arcos, J Comas, and J Tort                                                          |
| Spain, Community of Madrid                     | MI Aparicio Madre                                                                     |
| Spain, Extremadura                             | All the renal units (Nephrology and Dialysis) from Extremadura                        |
| Spain, Galicia                                 | E Bouzas-Caamaño                                                                      |
| Spain, Murcia                                  | C Santiuste de Pablos and I Marín Sánchez                                             |
| Spain, Navarre                                 | MF Slon Roblero, J Manrique Escola, and J Arteaga Coloma                              |
| Sweden                                         | KG Prütz, M Stendahl, M Evans, S Schön, T Lundgren, and M Segelmark                   |
| Switzerland                                    | P Ambühl and R Winzeler                                                               |
| the Netherlands                                | L Heuveling, S Vogelaar, and M Hemmelder                                              |
| United Kingdom, England/Northern Ireland/Wales | All the staff of the UK Renal Registry and of the renal units submitting data         |
| United Kingdom, Scotland                       | All of the Scottish renal units                                                       |

## For the provision of aggregated data

| Registry                | Contributors                                                                                               |
|-------------------------|------------------------------------------------------------------------------------------------------------|
| Albania                 | M Barbullushi, A Idrizi, and E Bolleku Likaj                                                               |
| Belarus                 | KS Komissarov, KS Kamisarau, and AV Kalachyk                                                               |
| Bulgaria                | ES Vazelov and I Velinova                                                                                  |
| Croatia                 | I Bubić and M Knotek                                                                                       |
| Cyprus                  | K Ioannou and all of the renal units for providing data                                                    |
| Czech Republic          | I Rychlik, J Potucek, and F Lopot                                                                          |
| Georgia                 | N Kantaria and Dialysis, Nephrology and Transplantation Union of Georgia                                   |
| Israel                  | R Dichtiar, L Keinan-Boker, and E Golan                                                                    |
| Italy (8 of 20 regions) | A Limido, M Nordio, and M Postorino                                                                        |
| Kosovo                  | H Korca, S Selmani, and M Tolaj-Avdiu                                                                      |
| Latvia                  | H Cernevsks, V Kuzema, and A Popova                                                                        |
| Lithuania               | V Vainauskas, K Petruliene, and E Ziginiskiene                                                             |
| North Macedonia         | O Stojceva Taneva and N Dimitriova                                                                         |
| Poland                  | A Dębska-Ślizień, R Gellert, and G Korejwo                                                                 |
| Portugal                | F Macário and A Ferreira                                                                                   |
| Russia                  | N Tomilina, A Andrushev, and H Zakharova                                                                   |
| Slovakia                | V Spustova, I Lajdova, and M Karolyova                                                                     |
| Spain                   | Spanish RRT National Registry at ONT, Spanish Regional Registries, and Spanish Society of Nephrology (SEN) |
| Tunisia, Sfax region    | F Jarraya and D Zaila                                                                                      |
| Turkey                  | G Süleymanlar, N Seyahi, and K Ateş                                                                        |
| Ukraine                 | M Kolesnyk, S Nikolaenko, and O Razvazhaieva                                                               |

The ERA-EDTA Registry is funded by the European Renal Association - European Dialysis and Transplant Association (ERA-EDTA).

## List of abbreviations

| Abbreviation | Term                                                                      |
|--------------|---------------------------------------------------------------------------|
| APD          | Automated peritoneal dialysis                                             |
| CAKUT        | Congenital anomalies of the kidney and urinary tract                      |
| CAPD         | Continuous ambulatory peritoneal dialysis                                 |
| CI           | Confidence interval                                                       |
| DM           | Diabetes mellitus                                                         |
| ERA-EDTA     | European Renal Association - European Dialysis and Transplant Association |
| ESPN         | European Society for Paediatric Nephrology                                |
| ESRD         | End-stage renal disease                                                   |
| ESRF         | End-stage renal failure                                                   |
| GN           | Glomerulonephritis / sclerosis                                            |
| HD           | Haemodialysis                                                             |
| HDF          | Haemodiafiltration                                                        |
| HF           | Haemofiltration                                                           |
| HT           | Hypertension                                                              |
| HUS          | Haemolytic uraemic syndrome                                               |
| Misc         | Miscellaneous                                                             |
| N            | Number                                                                    |
| P25          | Refers to the 25th percentile                                             |
| P75          | Refers to the 75th percentile                                             |
| PD           | Peritoneal dialysis                                                       |
| PKD          | Polycystic kidneys, adult type                                            |
| Pmarp        | Per million age-related population                                        |
| Pmp          | Per million population                                                    |
| PN           | Pyelonephritis                                                            |
| PRD          | Primary renal disease                                                     |
| RRT          | Renal replacement therapy                                                 |
| RVD          | Renal vascular disease                                                    |
| SD           | Standard deviation                                                        |
| Tx           | Transplant                                                                |
| Unkn         | Unknown                                                                   |

## Glossary

**EU28:** refers to the 28 countries of which from 1st July 2013 the European Union was comprised of. These countries are: Austria, Belgium, Bulgaria, Croatia, Cyprus, Czech Republic, Denmark, Estonia, Finland, France, Germany, Greece, Hungary, Ireland, Italy, Latvia, Lithuania, Luxembourg, Malta, the Netherlands, Poland, Portugal, Romania, Slovakia, Slovenia, Spain, Sweden, and the United Kingdom.

**Eurostat:** the statistical office of the European Union whose task is to provide the European Union with statistics at the European level that enable comparisons between countries and regions.

**Expected remaining lifetime:** is defined as the average number of years of life remaining for those who have reached a given age.

**Incidence:** the number of new cases during a specific time period. In this annual report this equates to the number of patients commencing renal replacement therapy for end-stage renal disease during the calendar year on which this annual report is based (2017).

**Modality:** the method of renal replacement therapy. Renal replacement therapy is comprised of the following modalities: haemodialysis (HD), haemofiltration (HF), haemodiafiltration (HDF), automated peritoneal dialysis (APD), continuous ambulatory peritoneal dialysis (CAPD), and kidney transplantation (Tx). Kidney transplantation can be performed with a kidney from a living donor (LD) or from a deceased donor (DD).

**Per million age-related population (pmarp):** the incidence or prevalence pmarp is the observed incident or prevalent count for a specific age group divided by the general population of that age group and multiplied by one million.

**Per million population (pmp):** the incidence or prevalence pmp is the observed incident or prevalent count divided by the general population in that year and multiplied by one million.

**Prevalence:** the number of people in a given population with a particular disease at a given time. In this annual report this equates to the number of patients receiving renal replacement therapy for end-stage renal disease on 31<sup>st</sup> December 2017.

**Renal replacement therapy (RRT):** therapy used to replace the normal blood-filtering function of the kidneys. In this annual report renal replacement therapy refers to the various dialysis modalities and to kidney transplantation (see Modality).

**Survival probability:** the probability that a person or a kidney transplant has survived up to a specified time point.





## Brief content

|                                                            |            |
|------------------------------------------------------------|------------|
| <b>Introduction</b>                                        | <b>13</b>  |
| <b>Section A: Summary data</b>                             | <b>17</b>  |
| A1 INCIDENT PATIENTS ACCEPTED FOR RRT IN 2017, AT DAY 1    | 18         |
| A2 INCIDENT PATIENTS ACCEPTED FOR RRT IN 2017, AT DAY 91   | 23         |
| A3 PREVALENT PATIENTS ON RRT IN 2017                       | 24         |
| A4 KIDNEY TRANSPLANTS IN 2017                              | 29         |
| A5 SURVIVAL PROBABILITY                                    | 32         |
| A6 EXPECTED REMAINING LIFETIMES                            | 34         |
| <b>Section B: Individual patient data reference tables</b> | <b>35</b>  |
| B1 AFFILIATED REGISTRY INFORMATION FOR 2017                | 36         |
| B2 INCIDENT PATIENTS ACCEPTED FOR RRT IN 2017, AT DAY 1    | 37         |
| B3 INCIDENT PATIENTS ACCEPTED FOR RRT IN 2017, AT DAY 91   | 48         |
| B4 PREVALENT PATIENTS ON RRT IN 2017                       | 59         |
| B5 KIDNEY TRANSPLANTS IN 2017                              | 70         |
| B6 SURVIVAL PROBABILITY                                    | 74         |
| B7 EXPECTED REMAINING LIFETIMES                            | 92         |
| <b>Section C: Aggregated data reference tables</b>         | <b>93</b>  |
| C1 AFFILIATED REGISTRY INFORMATION FOR 2017                | 94         |
| C2 INCIDENT PATIENTS ACCEPTED FOR RRT IN 2017, AT DAY 1    | 95         |
| C3 INCIDENT PATIENTS ACCEPTED FOR RRT IN 2017, AT DAY 91   | 103        |
| C4 PREVALENT PATIENTS ON RRT IN 2017                       | 111        |
| C5 KIDNEY TRANSPLANTS IN 2017                              | 119        |
| <b>Section D: Paediatric data reference tables</b>         | <b>121</b> |
| D1 GENERAL POPULATION AGE DISTRIBUTION                     | 123        |
| D2 INCIDENT PATIENTS ACCEPTED FOR RRT, AT DAY 1            | 124        |
| D3 PREVALENT PATIENTS ON RRT                               | 126        |
| <b>Methods</b>                                             | <b>129</b> |
| <b>Appendices</b>                                          | <b>139</b> |



# Table of Contents

|                                                                                                                                                                            |           |
|----------------------------------------------------------------------------------------------------------------------------------------------------------------------------|-----------|
| <b>Introduction</b>                                                                                                                                                        | <b>13</b> |
| Section overview                                                                                                                                                           | 15        |
| New to this edition                                                                                                                                                        | 15        |
| ERA-EDTA Registry website                                                                                                                                                  | 15        |
| ESPN/ERA-EDTA Registry website                                                                                                                                             | 15        |
| <br>                                                                                                                                                                       |           |
| <b>Section A: Summary data</b>                                                                                                                                             | <b>17</b> |
| <br>                                                                                                                                                                       |           |
| <b>A1 INCIDENT PATIENTS ACCEPTED FOR RRT IN 2017, AT DAY 1</b>                                                                                                             |           |
| Table A.1.1 Summary data on the incidence of RRT in 2017, unadjusted                                                                                                       | 18        |
| Figure A.1.1 Incidence per million population by country / region, unadjusted                                                                                              | 19        |
| Figure A.1.2 Incidence per million population by country / region, unadjusted and adjusted                                                                                 | 20        |
| Figure A.1.3 Sex, age, and primary renal disease distribution by type of data provided                                                                                     | 21        |
| Figure A.1.4 Treatment modality distribution by age, sex and primary renal disease, unadjusted                                                                             | 22        |
| <br>                                                                                                                                                                       |           |
| <b>A2 INCIDENT PATIENTS ACCEPTED FOR RRT IN 2017, AT DAY 91</b>                                                                                                            |           |
| Figure A.2.1 Treatment modality distribution by age, sex and primary renal disease, unadjusted                                                                             | 23        |
| <br>                                                                                                                                                                       |           |
| <b>A3 PREVALENT PATIENTS ON RRT IN 2017</b>                                                                                                                                |           |
| Table A.3.1 Summary data on the prevalence of RRT on 31 December 2017, unadjusted                                                                                          | 24        |
| Figure A.3.1 Prevalence per million population by country / region, unadjusted                                                                                             | 25        |
| Figure A.3.2 Prevalence per million population by country / region, unadjusted and adjusted                                                                                | 26        |
| Figure A.3.3 Sex, age, and primary renal disease distribution by type of data provided                                                                                     | 27        |
| Figure A.3.4 Treatment modality distribution by age, sex and primary renal disease, unadjusted                                                                             | 28        |
| <br>                                                                                                                                                                       |           |
| <b>A4 KIDNEY TRANSPLANTS IN 2017</b>                                                                                                                                       |           |
| Figure A.4.1 Kidney transplant counts and per million population by country / region, unadjusted                                                                           | 29        |
| Figure A.4.2 Kidney transplants per million population by donor type and by country / region, unadjusted                                                                   | 30        |
| Figure A.4.3 Donor type distribution by type of data provided, unadjusted                                                                                                  | 31        |
| <br>                                                                                                                                                                       |           |
| <b>A5 SURVIVAL PROBABILITY</b>                                                                                                                                             |           |
| Table A.5.1 One-, two- and five-year survival probabilities by treatment modality and cohort                                                                               | 32        |
| Figure A.5.1 Adjusted patient survival by modality: Incident dialysis patients                                                                                             | 33        |
| Figure A.5.2 Adjusted patient survival by donot type: Patients receiving a first kidney transplant                                                                         | 33        |
| <br>                                                                                                                                                                       |           |
| <b>A6 EXPECTED REMAINING LIFETIMES</b>                                                                                                                                     |           |
| Figure A.6.1 Expected remaining lifetimes (years) of the general population (cohort 2013-2017) and of prevalent dialysis and kidney transplant patients (cohort 2013-2017) | 34        |

**B1 AFFILIATED REGISTRY INFORMATION FOR 2017**

|                    |                                                     |    |
|--------------------|-----------------------------------------------------|----|
| <b>Table B.1.1</b> | General population data and number of renal centres | 36 |
|--------------------|-----------------------------------------------------|----|

**B2 INCIDENT PATIENTS ACCEPTED FOR RRT IN 2017, AT DAY 1**

|                     |                                                                                       |    |
|---------------------|---------------------------------------------------------------------------------------|----|
| <b>Table B.2.1</b>  | Incident counts and percentages by age and sex                                        | 37 |
| <b>Table B.2.2</b>  | Incidence per million (age-related) population by age and sex, unadjusted             | 38 |
| <b>Table B.2.3</b>  | Sex, mean age, and median age of incident patients                                    | 39 |
| <b>Table B.2.4</b>  | Incidence per million population, adjusted                                            | 40 |
| <b>Table B.2.5</b>  | Incidence per million population and percentages by primary renal disease, unadjusted | 41 |
| <b>Table B.2.6</b>  | Incidence per million population by primary renal disease, adjusted                   | 42 |
| <b>Table B.2.7</b>  | Incident counts by treatment modality                                                 | 43 |
| <b>Table B.2.8</b>  | Incidence per million population by treatment modality, unadjusted                    | 44 |
| <b>Table B.2.9</b>  | Incidence per million population by treatment modality, adjusted                      | 45 |
| <b>Table B.2.10</b> | Treatment modality distribution, unadjusted                                           | 46 |
| <b>Table B.2.11</b> | Treatment modality distribution by age, sex, and primary renal disease, unadjusted    | 47 |

**B3 INCIDENT PATIENTS ACCEPTED FOR RRT IN 2017, AT DAY 91**

|                     |                                                                                       |    |
|---------------------|---------------------------------------------------------------------------------------|----|
| <b>Table B.3.1</b>  | Incident counts and percentages by age and sex                                        | 48 |
| <b>Table B.3.2</b>  | Incidence per million (age-related) population by age and sex, unadjusted             | 49 |
| <b>Table B.3.3</b>  | Sex, mean age, and median age of incident patients                                    | 50 |
| <b>Table B.3.4</b>  | Incidence per million population, adjusted                                            | 51 |
| <b>Table B.3.5</b>  | Incidence per million population and percentages by primary renal disease, unadjusted | 52 |
| <b>Table B.3.6</b>  | Incidence per million population by primary renal disease, adjusted                   | 53 |
| <b>Table B.3.7</b>  | Incident counts by treatment modality                                                 | 54 |
| <b>Table B.3.8</b>  | Incidence per million population by treatment modality, unadjusted                    | 55 |
| <b>Table B.3.9</b>  | Incidence per million population by treatment modality, adjusted                      | 56 |
| <b>Table B.3.10</b> | Treatment modality distribution, unadjusted                                           | 57 |
| <b>Table B.3.11</b> | Treatment modality distribution by age, sex, and primary renal disease, unadjusted    | 58 |

**B4 PREVALENT PATIENTS ON RRT IN 2017**

|                     |                                                                                        |    |
|---------------------|----------------------------------------------------------------------------------------|----|
| <b>Table B.4.1</b>  | Prevalent counts and percentages by age and sex                                        | 59 |
| <b>Table B.4.2</b>  | Prevalence per million (age-related) population by age and sex, unadjusted             | 60 |
| <b>Table B.4.3</b>  | Sex, mean age, and median age                                                          | 61 |
| <b>Table B.4.4</b>  | Prevalence per million population, adjusted                                            | 62 |
| <b>Table B.4.5</b>  | Prevalence per million population and percentages by primary renal disease, unadjusted | 63 |
| <b>Table B.4.6</b>  | Prevalence per million population by primary renal disease, adjusted                   | 64 |
| <b>Table B.4.7</b>  | Prevalent counts by treatment modality                                                 | 65 |
| <b>Table B.4.8</b>  | Prevalence per million population by treatment modality, unadjusted                    | 66 |
| <b>Table B.4.9</b>  | Prevalence per million population by treatment modality, adjusted                      | 67 |
| <b>Table B.4.10</b> | Treatment modality distribution, unadjusted                                            | 68 |
| <b>Table B.4.11</b> | Treatment modality distribution by age, sex, and primary renal disease, unadjusted     | 69 |

**B5 KIDNEY TRANSPLANTS IN 2017**

|                    |                                                                     |    |
|--------------------|---------------------------------------------------------------------|----|
| <b>Table B.5.1</b> | Kidney transplant counts and percentages by donor type              | 70 |
| <b>Table B.5.2</b> | Kidney transplants per million population by donor type, unadjusted | 71 |
| <b>Table B.5.3</b> | Sex, mean age, and median age of kidney transplant recipients       | 72 |

**B6 SURVIVAL PROBABILITY****Patient Survival on RRT (cohort 2008-2012 and cohort 2011-2015)**

|                    |                                                |    |
|--------------------|------------------------------------------------|----|
| <b>Table B.6.1</b> | Incident RRT patients, from day 1, unadjusted  | 74 |
| <b>Table B.6.2</b> | Incident RRT patients, from day 1, adjusted    | 75 |
| <b>Table B.6.3</b> | Incident RRT patients, from day 91, unadjusted | 76 |
| <b>Table B.6.4</b> | Incident RRT patients, from day 91, adjusted   | 77 |

**Patient Survival on Dialysis (cohort 2008-2012 and cohort 2011-2015)**

|                    |                                                     |    |
|--------------------|-----------------------------------------------------|----|
| <b>Table B.6.5</b> | Incident dialysis patients, from day 1, unadjusted  | 78 |
| <b>Table B.6.6</b> | Incident dialysis patients, from day 1, adjusted    | 79 |
| <b>Table B.6.7</b> | Incident dialysis patients, from day 91, unadjusted | 80 |
| <b>Table B.6.8</b> | Incident dialysis patients, from day 91, adjusted   | 81 |

|                                                                                               |                                                                                                                                                               |    |
|-----------------------------------------------------------------------------------------------|---------------------------------------------------------------------------------------------------------------------------------------------------------------|----|
| <b>Patient Survival after First Kidney Transplant (cohort 2008-2012 and cohort 2011-2015)</b> |                                                                                                                                                               |    |
| <b>Table B.6.9</b>                                                                            | First transplant patients (deceased donor), from day of transplant, unadjusted                                                                                | 82 |
| <b>Table B.6.10</b>                                                                           | First transplant patients (deceased donor), from day of transplant, adjusted                                                                                  | 83 |
| <b>Table B.6.11</b>                                                                           | First transplant patients (living donor), from day of transplant, unadjusted                                                                                  | 84 |
| <b>Table B.6.12</b>                                                                           | First transplant patients (living donor), from day of transplant, adjusted                                                                                    | 85 |
| <b>Graft Survival after First Kidney Transplant (cohort 2008-2012 and cohort 2011-2015)</b>   |                                                                                                                                                               |    |
| <b>Table B.6.13</b>                                                                           | First graft (deceased donor), from day of transplant, unadjusted                                                                                              | 86 |
| <b>Table B.6.14</b>                                                                           | First graft (deceased donor), from day of transplant, adjusted                                                                                                | 87 |
| <b>Table B.6.15</b>                                                                           | First graft (living donor), from day of transplant, unadjusted                                                                                                | 88 |
| <b>Table B.6.16</b>                                                                           | First graft (living donor), from day of transplant, adjusted                                                                                                  | 89 |
| <b>Patient Survival by Primary Renal Disease and Modality (cohort 2008-2012)</b>              |                                                                                                                                                               |    |
| <b>Figure B.6.1</b>                                                                           | Adjusted patient survival by primary renal disease: Incident RRT patients                                                                                     | 90 |
| <b>Figure B.6.2</b>                                                                           | Adjusted patient survival by modality: Incident dialysis patients                                                                                             | 90 |
| <b>Figure B.6.3</b>                                                                           | Adjusted patient survival by donor type: Patients receiving a first kidney transplant                                                                         | 90 |
| <b>Figure B.6.4</b>                                                                           | Adjusted cumulative incidence of death and receiving a kidney transplant: Incident dialysis patients                                                          | 91 |
| <b>B7 EXPECTED REMAINING LIFETIMES</b>                                                        |                                                                                                                                                               |    |
| <b>Table B.7.1</b>                                                                            | Expected remaining lifetimes (years) of the general population (cohort 2013-2017) and of prevalent dialysis and kidney transplant patients (cohort 2013-2017) | 92 |

## **Section C: Aggregated data reference tables 93**

|                                                                 |                                                                                        |     |
|-----------------------------------------------------------------|----------------------------------------------------------------------------------------|-----|
| <b>C1 AFFILIATED REGISTRY INFORMATION FOR 2017</b>              |                                                                                        |     |
| <b>Table C.1.1</b>                                              | General population data and number of renal centres                                    | 94  |
| <b>C2 INCIDENT PATIENTS ACCEPTED FOR RRT IN 2017, AT DAY 1</b>  |                                                                                        |     |
| <b>Table C.2.1</b>                                              | Incident counts and percentages by age and sex                                         | 95  |
| <b>Table C.2.2</b>                                              | Incidence per million (age-related) population by age and sex, unadjusted              | 96  |
| <b>Table C.2.3</b>                                              | Sex, mean age, and median age of incident patients                                     | 97  |
| <b>Table C.2.4</b>                                              | Incidence per million population, adjusted                                             | 98  |
| <b>Table C.2.5</b>                                              | Incidence per million population and percentages by primary renal disease, unadjusted  | 99  |
| <b>Table C.2.6</b>                                              | Incident counts by treatment modality                                                  | 100 |
| <b>Table C.2.7</b>                                              | Incidence per million population by treatment modality, unadjusted                     | 101 |
| <b>Table C.2.8</b>                                              | Treatment modality distribution, unadjusted                                            | 102 |
| <b>C3 INCIDENT PATIENTS ACCEPTED FOR RRT IN 2017, AT DAY 91</b> |                                                                                        |     |
| <b>Table C.3.1</b>                                              | Incident counts and percentages by age and sex                                         | 103 |
| <b>Table C.3.2</b>                                              | Incidence per million (age-related) population by age and sex, unadjusted              | 104 |
| <b>Table C.3.3</b>                                              | Sex, mean age, and median age of incident patients                                     | 105 |
| <b>Table C.3.4</b>                                              | Incidence per million population, adjusted                                             | 106 |
| <b>Table C.3.5</b>                                              | Incidence per million population and percentages by primary renal disease, unadjusted  | 107 |
| <b>Table C.3.6</b>                                              | Incident counts by treatment modality                                                  | 108 |
| <b>Table C.3.7</b>                                              | Incidence per million population by treatment modality, unadjusted                     | 109 |
| <b>Table C.3.8</b>                                              | Treatment modality distribution, unadjusted                                            | 110 |
| <b>C4 PREVALENT PATIENTS ON RRT IN 2017</b>                     |                                                                                        |     |
| <b>Table C.4.1</b>                                              | Prevalent counts and percentages by age and sex                                        | 111 |
| <b>Table C.4.2</b>                                              | Prevalence per million (age-related) population by age and sex, unadjusted             | 112 |
| <b>Table C.4.3</b>                                              | Sex, mean age, and median age                                                          | 113 |
| <b>Table C.4.4</b>                                              | Prevalence per million population, adjusted                                            | 114 |
| <b>Table C.4.5</b>                                              | Prevalence per million population and percentages by primary renal disease, unadjusted | 115 |
| <b>Table C.4.6</b>                                              | Prevalent counts by treatment modality                                                 | 116 |
| <b>Table C.4.7</b>                                              | Prevalence per million population by treatment modality, unadjusted                    | 117 |
| <b>Table C.4.8</b>                                              | Treatment modality distribution, unadjusted                                            | 118 |
| <b>C5 KIDNEY TRANSPLANTS IN 2017</b>                            |                                                                                        |     |
| <b>Table C.5.1</b>                                              | Kidney transplant counts and percentages by donor type                                 | 119 |
| <b>Table C.5.2</b>                                              | Kidney transplants per million population by donor type, unadjusted                    | 120 |

## Section D: Paediatric data reference tables

121

### D1 GENERAL POPULATION AGE DISTRIBUTION

|                    |                                   |     |
|--------------------|-----------------------------------|-----|
| <b>Table D.1.1</b> | Population covered (in thousands) | 123 |
|--------------------|-----------------------------------|-----|

### D2 INCIDENT PATIENTS ACCEPTED FOR RRT, AT DAY 1

|                    |                                                                                     |     |
|--------------------|-------------------------------------------------------------------------------------|-----|
| <b>Table D.2.1</b> | Incident counts by age and cohort                                                   | 124 |
| <b>Table D.2.2</b> | Incident counts by age, treatment modality, and cohort                              | 124 |
| <b>Table D.2.3</b> | Incident counts by age and primary renal disease                                    | 124 |
| <b>Table D.2.4</b> | Incidence per million age-related population by age and cohort                      | 125 |
| <b>Table D.2.5</b> | Incidence per million age-related population by age, treatment modality, and cohort | 125 |
| <b>Table D.2.6</b> | Incidence per million age-related population by age and primary renal disease       | 125 |

### D3 PREVALENT PATIENTS ON RRT

|                    |                                                                                      |     |
|--------------------|--------------------------------------------------------------------------------------|-----|
| <b>Table D.3.1</b> | Prevalent counts by age and cohort                                                   | 126 |
| <b>Table D.3.2</b> | Prevalent counts by age, treatment modality, and cohort                              | 126 |
| <b>Table D.3.3</b> | Prevalent counts by age and primary renal disease                                    | 126 |
| <b>Table D.3.4</b> | Prevalence per million age-related population by age and cohort                      | 127 |
| <b>Table D.3.5</b> | Prevalence per million age-related population by age, treatment modality, and cohort | 127 |
| <b>Table D.3.6</b> | Prevalence per million age-related population by age and primary renal disease       | 127 |

## Methods

129

|                                        |     |
|----------------------------------------|-----|
| <b>Data collection and preparation</b> | 131 |
| <b>Coding systems</b>                  | 134 |
| <b>Statistical analyses</b>            | 134 |
| <b>Bibliography</b>                    | 138 |

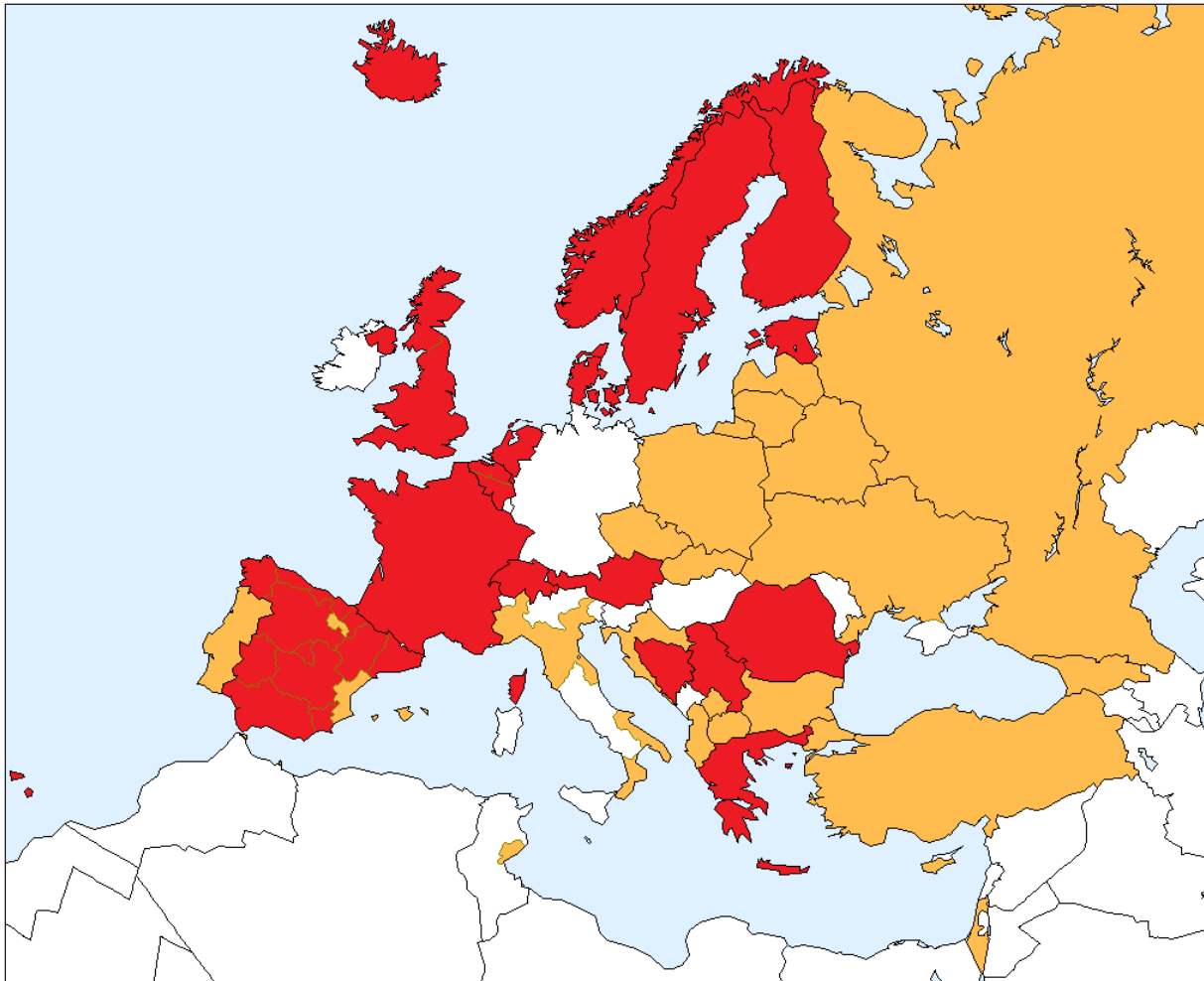
## Appendices

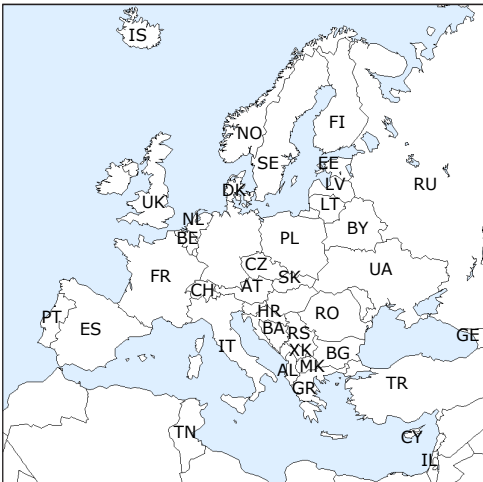
139

|                                                                                            |     |
|--------------------------------------------------------------------------------------------|-----|
| <b>Appendix 1 - Grouping of primary renal diseases</b>                                     | 140 |
| <b>Appendix 2 - Grouping of primary renal disease codes 2018</b>                           | 141 |
| <b>Appendix 3 - Grouping of causes of death</b>                                            | 146 |
| <b>Appendix 4 - Event type codes</b>                                                       | 147 |
| <b>Appendix 5 - Renal registries contributing data for the different types of analyses</b> | 148 |

## **Introduction**

**Figure 1: National and regional renal registries that contributed data to this annual report**



|                                                                                     |                                                                                                                                                                                                                                                                                             |                                                                                                                                                                                                                                                                           |
|-------------------------------------------------------------------------------------|---------------------------------------------------------------------------------------------------------------------------------------------------------------------------------------------------------------------------------------------------------------------------------------------|---------------------------------------------------------------------------------------------------------------------------------------------------------------------------------------------------------------------------------------------------------------------------|
|  | AL Albania<br>AT Austria<br>BA Bosnia and Herzegovina<br>BE Belgium<br>BG Bulgaria<br>BY Belarus<br>CH Switzerland<br>CY Cyprus<br>CZ Czech Republic<br>DK Denmark<br>EE Estonia<br>ES Spain<br>FI Finland<br>FR France<br>GE Georgia<br>GR Greece<br>HR Croatia<br>IL Israel<br>IS Iceland | IT Italy<br>LT Lithuania<br>LV Latvia<br>MK North Macedonia<br>NL the Netherlands<br>NO Norway<br>PL Poland<br>PT Portugal<br>RO Romania<br>RS Serbia<br>RU Russia<br>SE Sweden<br>SK Slovakia<br>TN Tunisia<br>TR Turkey<br>UA Ukraine<br>UK United Kingdom<br>XK Kosovo |
|-------------------------------------------------------------------------------------|---------------------------------------------------------------------------------------------------------------------------------------------------------------------------------------------------------------------------------------------------------------------------------------------|---------------------------------------------------------------------------------------------------------------------------------------------------------------------------------------------------------------------------------------------------------------------------|



## **I Introduction**

The ERA-EDTA Registry collects data on renal replacement therapy (RRT) via the national and regional renal registries in Europe and countries bordering the Mediterranean Sea. For this 2017 Annual Report data sets from 53 national or regional renal registries in 37 countries were used. The reference tables are presented in two parts: Section B relates to individual patient data from 32 national and regional registries from 17 countries (shown in red in Figure 1), whereas Section C relates to 21 national and regional registries from 21 countries providing aggregated data (shown in orange in Figure 1).

### **Section overview**

In Section A, figures summarizing the data from all participating registries are presented. Section B contains data on the incidence and prevalence of RRT and on the kidney transplant activity, the survival and expected remaining lifetimes from registries providing individual patient data, while Section C covers data on the incidence and prevalence and kidney transplant activity from the countries and regions providing aggregated data. The incidence and prevalence of RRT in paediatric patients are described in Section D, and are based on data from registries providing individual paediatric patient data. The Methods section describes the procedures used, including data collection and preparation, definitions, the coding systems, and the statistical methods.

### **New to this edition**

This year for the first time, the Canary Islands were included with individual patient data and Kosovo\* was included with aggregated data.

### **ERA-EDTA Registry website**

The ERA-EDTA Registry annual reports and other information about the Registry can be downloaded from the ERA-EDTA Registry website: [www.era-edta-reg.org](http://www.era-edta-reg.org). Slides based on the information in this annual report will be presented on the website. In addition, the website includes a repository of educational publications and the 2018 version of the ERA-EDTA Registry Primary Renal Disease Codes.

### **ESPN/ERA-EDTA Registry website**

Information on the activities of the European Society for Paediatric Nephrology (ESPN)/ERA-EDTA Registry and on paediatric registries in general can be found on the ESPN/ERA-EDTA Registry website: [www.espn-reg.org](http://www.espn-reg.org). In addition, the ESPN/ERA-EDTA Registry annual reports can be downloaded from this website.

*\* This designation is without prejudice to positions on status, and is in line with UNSCR 1244/99 and the ICJ Opinion on the Kosovo declaration of independence.*



**Section A: Summary data**

**A1 INCIDENT PATIENTS ACCEPTED FOR RRT IN 2017, AT DAY 1**

**Table A.1.1**  
**Summary data on the incidence of RRT in 2017, unadjusted**

|                                    | General population covered by the registry in thousands | Incidence in 2017, at day 1 |         |          |            |       |        |
|------------------------------------|---------------------------------------------------------|-----------------------------|---------|----------|------------|-------|--------|
|                                    |                                                         | All N                       | All Pmp | Mean Age | Median Age | DM N  | DM Pmp |
| Albania                            | 2847                                                    | 255                         | 90      | 51.2     | 52.1       | 51    | 18     |
| Austria                            | 8773                                                    | 1134                        | 129     | 65.7     | 68.8       | 308   | 35     |
| Belarus                            | 9492                                                    | 952                         | 100     |          |            | 216   | 23     |
| Belgium, Dutch-speaking *          | 6543                                                    | 1194                        | 182     | 70.6     | 73.4       | 255   | 39     |
| Belgium, French-speaking *         | 4832                                                    | 941                         | 195     | 68.3     | 70.7       | 231   | 48     |
| Bosnia and Herzegovina             | 3531                                                    | 381                         | 108     | 61.9     | 63.5       | 114   | 32     |
| Bulgaria                           | 7050                                                    | 1195                        | 170     |          |            | 322   | 46     |
| Croatia                            | 3713                                                    | 710                         | 191     | 67.6     | 69.0       | 204   | 55     |
| Cyprus                             | 864                                                     | 204                         | 236     | 68.0     | 69.0       | 78    | 90     |
| Czech Republic †                   | 9920                                                    | 2301                        | 232     |          |            |       |        |
| Denmark                            | 5821                                                    | 761                         | 131     | 63.8     | 67.5       | 198   | 34     |
| Estonia                            | 1317                                                    | 87                          | 66      | 57.0     | 60.3       | 16    | 12     |
| Finland                            | 5508                                                    | 549                         | 100     | 60.9     | 64.9       | 182   | 33     |
| France                             | 66865                                                   | 11571                       | 173     | 67.7     | 70.5       | 2678  | 40     |
| Georgia                            | 3726                                                    | 782                         | 210     | 60.9     | 63.3       | 194   | 52     |
| Greece                             | 10755                                                   | 2712                        | 252     | 71.3     | 74.0       | 675   | 63     |
| Iceland                            | 343                                                     | 49                          | 143     | 62.2     | 66.3       | 4     | 12     |
| Israel                             | 8713                                                    | 1683                        | 193     | 65.6     | 68.4       | 779   | 89     |
| Italy (8 of 20 regions)            | 26298                                                   | 3722                        | 140     | 68.9     | 71.8       | 675   | 25     |
| Kosovo                             | 1688                                                    | 321                         | 190     | 62.9     | 65.0       | 104   | 62     |
| Latvia                             | 1547                                                    | 177                         | 114     | 60.9     | 62.0       | 29    | 19     |
| Lithuania                          | 2848                                                    | 341                         | 120     | 61.7     | 62.7       | 50    | 18     |
| North Macedonia                    | 2022                                                    | 365                         | 181     | 62.7     | 63.0       | 100   | 49     |
| Norway                             | 5277                                                    | 584                         | 111     | 63.5     | 66.9       | 104   | 20     |
| Poland †                           | 38430                                                   | 6550                        | 170     |          |            | 1470  | 38     |
| Portugal                           | 10310                                                   | 2372                        | 230     |          |            | 753   | 73     |
| Romania                            | 19000                                                   | 3559                        | 187     | 62.3     | 64.3       | 456   | 24     |
| Russia †                           | 142473                                                  | 9495                        | 67      | 55.8     | 58.0       | 1680  | 12     |
| Serbia                             | 6810                                                    | 678                         | 100     | 57.4     | 62.4       | 200   | 29     |
| Slovakia †                         | 5437                                                    | 927                         | 170     | 62.0     | 65.0       | 344   | 63     |
| Spain (All)                        | 46572                                                   | 6567                        | 141     | 63.5     | 68.1       | 1572  | 34     |
| Spain, Andalusia                   | 8409                                                    | 1107                        | 132     | 63.6     | 66.5       | 270   | 32     |
| Spain, Aragon                      | 1315                                                    | 168                         | 128     | 64.5     | 68.6       | 45    | 34     |
| Spain, Asturias                    | 1034                                                    | 161                         | 156     | 67.0     | 71.1       | 41    | 40     |
| Spain, Basque country              | 2169                                                    | 249                         | 115     | 63.7     | 67.2       | 72    | 33     |
| Spain, Canary Islands              | 2166                                                    | 346                         | 160     | 63.8     | 66.1       | 124   | 57     |
| Spain, Cantabria *                 | 581                                                     | 65                          | 112     | 64.7     | 67.5       | 13    | 22     |
| Spain, Castile and León *          | 2427                                                    | 296                         | 122     | 67.3     | 68.9       | 75    | 31     |
| Spain, Castile-La Mancha *         | 2037                                                    | 265                         | 130     | 66.2     | 68.5       | 74    | 36     |
| Spain, Catalonia                   | 7556                                                    | 1250                        | 165     | 66.7     | 70.3       | 257   | 34     |
| Spain, Community of Madrid         | 6507                                                    | 865                         | 133     | 65.0     | 68.0       | 228   | 35     |
| Spain, Extremadura                 | 1080                                                    | 119                         | 110     | 63.3     | 65.3       | 29    | 27     |
| Spain, Galicia                     | 2707                                                    | 416                         | 154     | 65.2     | 68.0       | 97    | 36     |
| Spain, Murcia                      | 1470                                                    | 202                         | 137     | 64.9     | 67.7       | 49    | 33     |
| Spain, Navarre *                   | 642                                                     | 79                          | 123     | 65.1     | 68.4       | 18    | 28     |
| Sweden                             | 10058                                                   | 1165                        | 116     | 63.8     | 67.7       | 284   | 28     |
| Switzerland                        | 8452                                                    | 824                         | 97      | 65.5     | 68.8       | 160   | 19     |
| the Netherlands                    | 15932                                                   | 1839                        | 115     | 64.5     | 68.1       | 370   | 23     |
| Tunisia, Sfax region †             | 990                                                     | 239                         | 242     | 62.3     | 64.0       | 66    | 67     |
| Turkey ‡                           | 80811                                                   | 11837                       | 146     |          |            | 703   | 9      |
| Ukraine                            | 42415                                                   | 1551                        | 37      | 52.2     | 55.0       | 327   | 8      |
| United Kingdom, England * ¶        | 55619                                                   | 6649                        | 120     | 61.9     | 63.9       | 1656  | 30     |
| United Kingdom, Northern Ireland * | 1871                                                    | 212                         | 113     | 63.7     | 67.7       | 50    | 27     |
| United Kingdom, Scotland           | 5425                                                    | 639                         | 118     | 59.3     | 61.9       | 172   | 32     |
| United Kingdom, Wales *            | 3125                                                    | 379                         | 121     | 62.9     | 66.3       | 105   | 34     |
| All countries                      | 694024                                                  | 88453                       | 127     | 63.4     | 66.2       | 17935 | 29     |

DM = diabetes mellitus as primary renal disease

When cells are left empty, the data are unavailable and could not be used for the calculation of the summary data

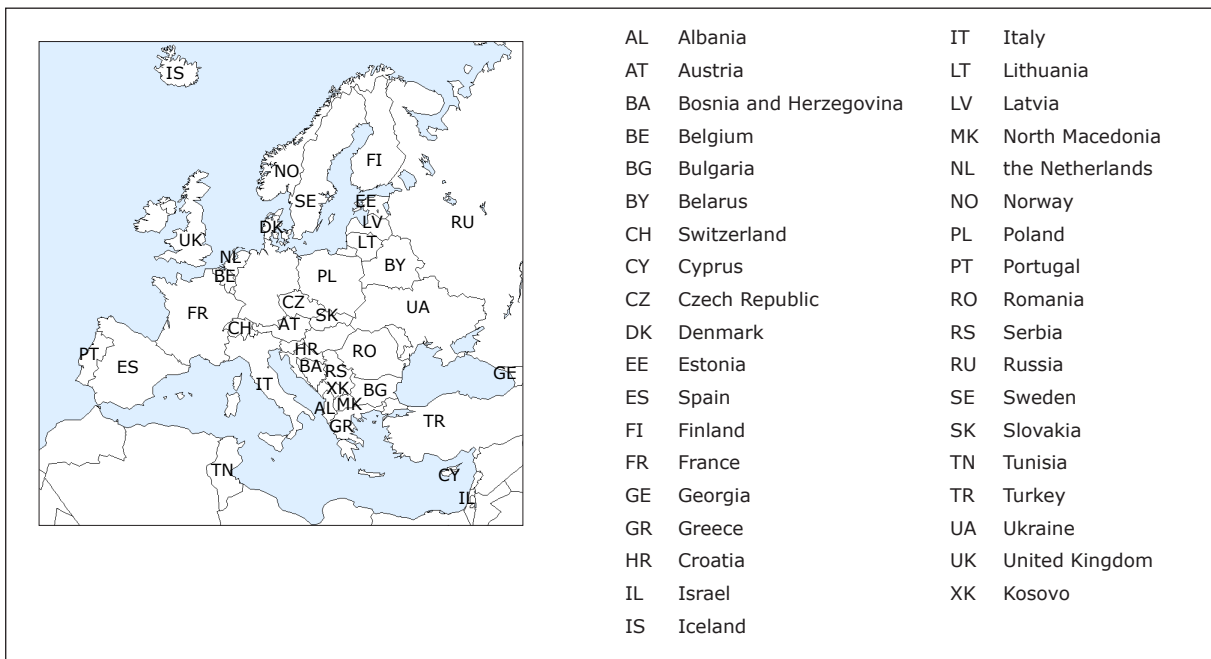
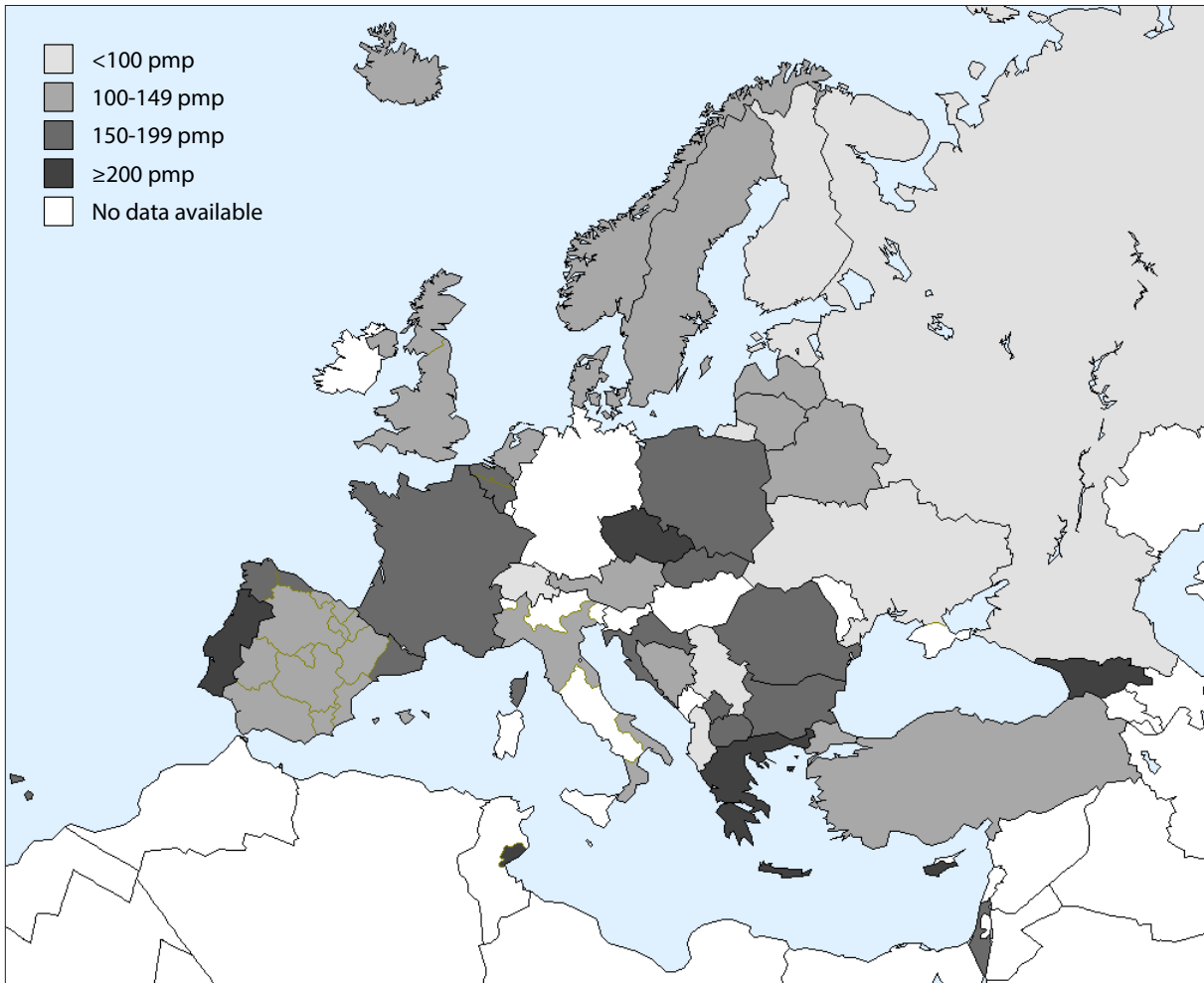
\* Patients younger than 20 years of age are not reported: the true incidence counts are therefore slightly higher than the counts reported here

† Data include dialysis patients only

‡ Data on primary renal disease are available for 1893 dialysis patients (16.0%, total N=11837)

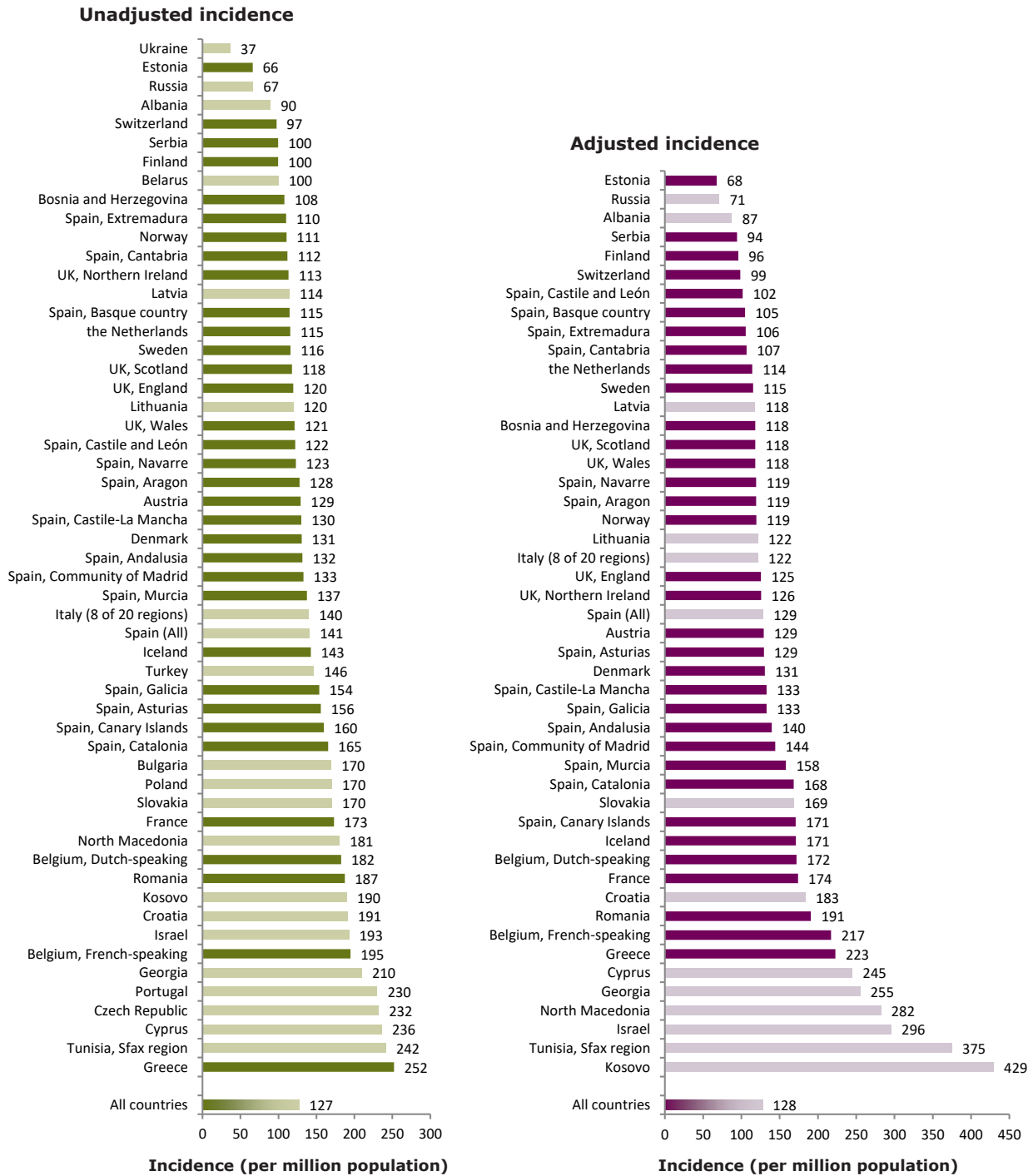
¶ The incidence is underestimated by approximately 2% due to one centre not submitting data since 2014

Figure A.1.1  
**Incidence per million population by country / region, unadjusted**  
*at day 1*



Detailed information on the contents of this figure can be found in table B.2.2 for registries providing individual patient data, and in table C.2.2 for registries providing aggregated data.

Figure A.1.2  
**Incidence per million population by country / region, unadjusted and adjusted**  
*at day 1*

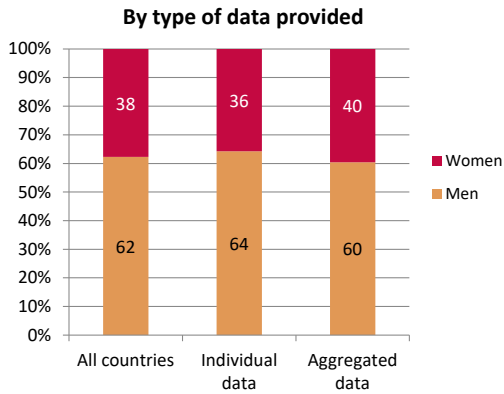


Registries providing individual patient data are shown as dark bars, and registries providing aggregated data as light bars.

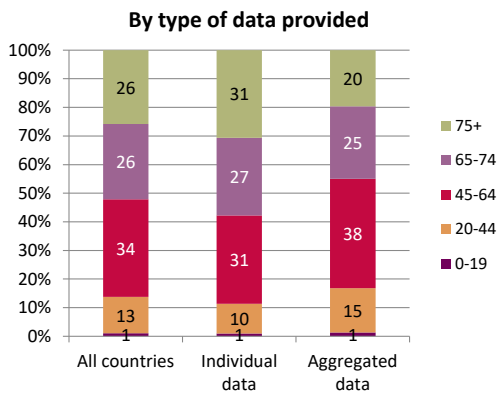
Detailed information on the contents of this figure can be found in tables B.2.2 and B.2.4 for registries providing individual patient data, and in tables C.2.2 and C.2.4 for registries providing aggregated data.

Adjustment of the incidence was performed by standardising the rates to the age and sex distribution of the EU28 population.

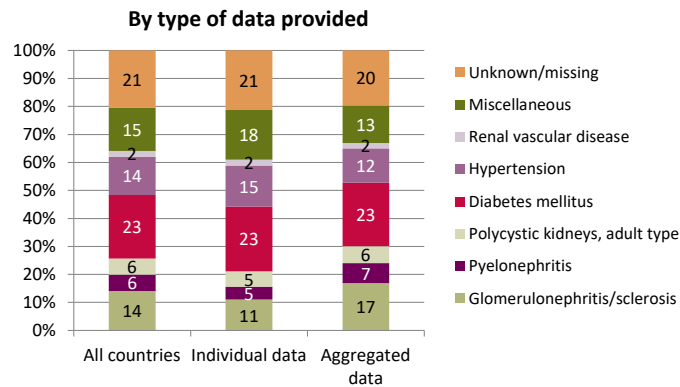
Figure A.1.3  
**Sex, age, and primary renal disease distribution by type of data provided**  
*at day 1*



This figure summarizes the data presented in tables B.2.3 and C.2.3.

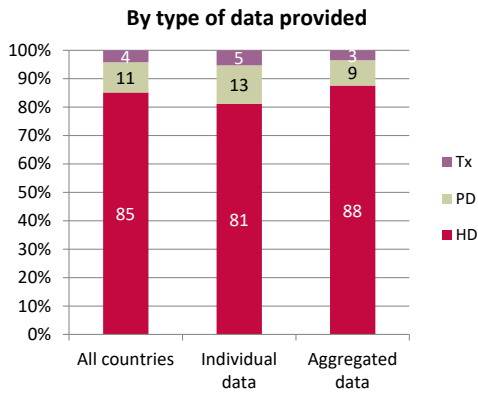


This figure summarizes the data presented in tables B.2.1 and C.2.1.



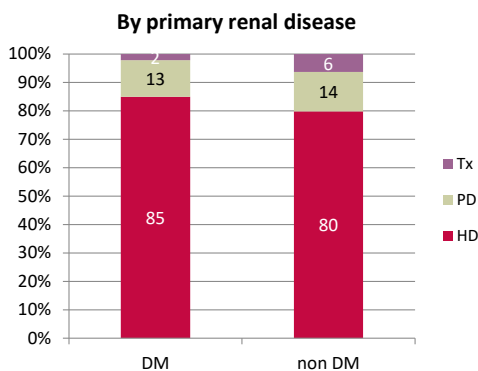
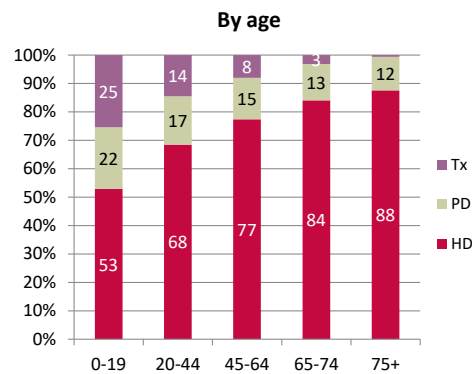
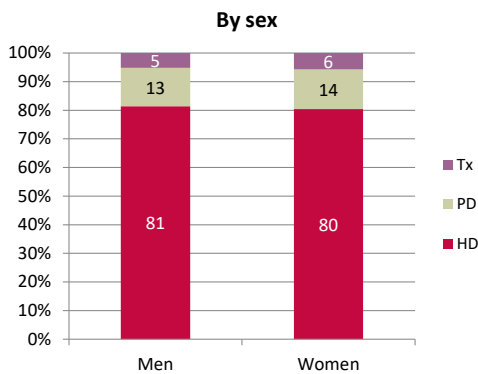
This figure summarizes the data presented in tables B.2.5 and C.2.5.

Figure A.1.4  
**Treatment modality distribution by age, sex and primary renal disease, unadjusted**  
*at day 1*



This figure summarizes the data presented in tables B.2.10 and C.2.8.

The figures below are only based on data from registries providing individual patient data.

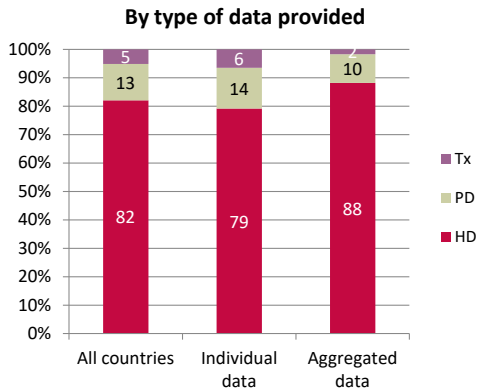


These figures summarize the data presented in table B.2.11.

Abbreviations used: HD: haemodialysis; PD: peritoneal dialysis; Tx: transplant; DM: Diabetes Mellitus

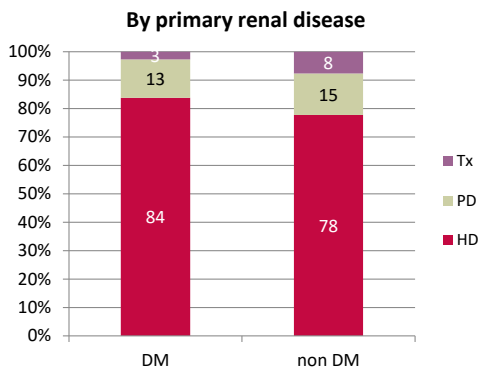
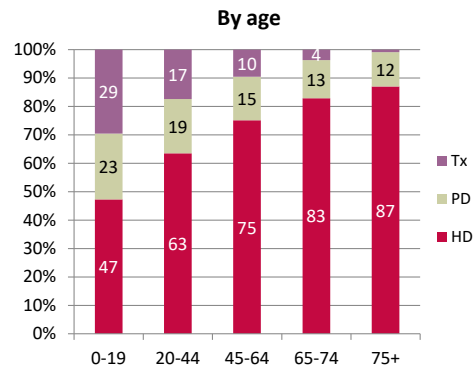
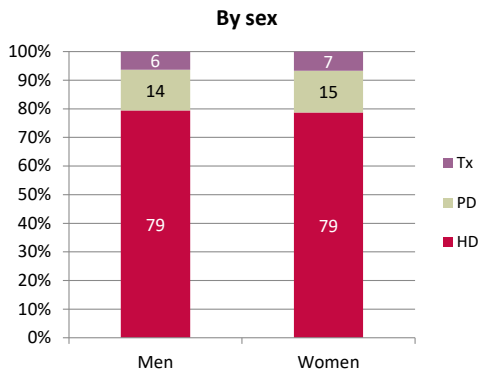


Figure A.2.1  
**Treatment modality distribution by age, sex and primary renal disease, unadjusted at day 91**



This figure summarizes the data presented in tables B.3.10 and C.3.8.

The figures below are only based on data from registries providing individual patient data.



These figures summarize the data presented in table B.3.11.

Abbreviations used: HD: haemodialysis; PD: peritoneal dialysis; Tx: transplant; DM: Diabetes Mellitus

Table A.3.1  
Summary data on the prevalence of RRT on 31 December 2017, unadjusted

|                                    | General population covered by the registry in thousands | Prevalent patients on RRT in 2017 |         |          |            |       |        |
|------------------------------------|---------------------------------------------------------|-----------------------------------|---------|----------|------------|-------|--------|
|                                    |                                                         | All N                             | All Pmp | Mean Age | Median Age | DM N  | DM Pmp |
| Albania                            | 2847                                                    | 1557                              | 547     | 49.5     | 50.5       | 331   | 116    |
| Austria                            | 8773                                                    | 9540                              | 1087    | 61.6     | 63.1       | 1874  | 214    |
| Belarus                            | 9492                                                    | 4295                              | 452     |          |            | 593   | 62     |
| Belgium, Dutch-speaking *          | 6543                                                    | 8419                              | 1287    | 66.3     | 68.4       | 1441  | 220    |
| Belgium, French-speaking *         | 4832                                                    | 6506                              | 1346    | 65.1     | 66.8       | 1177  | 244    |
| Bosnia and Herzegovina             | 3531                                                    | 2644                              | 749     | 59.7     | 61.4       | 520   | 147    |
| Bulgaria                           | 7050                                                    | 4421                              | 627     |          |            |       |        |
| Croatia                            | 3713                                                    | 4635                              | 1248    | 65.7     | 67.0       | 919   | 248    |
| Cyprus                             | 864                                                     |                                   |         |          |            |       |        |
| Czech Republic                     | 9920                                                    | 11666                             | 1176    |          |            |       |        |
| Denmark                            | 5821                                                    | 5579                              | 958     | 59.0     | 60.6       | 951   | 163    |
| Estonia                            | 1317                                                    | 949                               | 720     | 58.2     | 58.9       | 168   | 128    |
| Finland                            | 5508                                                    | 5008                              | 909     | 59.4     | 61.7       | 1270  | 231    |
| France                             | 66865                                                   | 87989                             | 1316    | 63.0     | 65.0       | 14423 | 216    |
| Georgia                            | 3726                                                    | 2972                              | 798     | 59.8     | 61.0       | 590   | 158    |
| Greece                             | 10755                                                   | 14183                             | 1319    | 65.0     | 67.0       | 2676  | 249    |
| Iceland                            | 343                                                     | 261                               | 760     | 56.4     | 58.4       | 26    | 76     |
| Israel &                           | 8713                                                    | 6692                              | 768     | 66.3     | 68.3       | 3132  | 359    |
| Italy (8 of 20 regions)            | 26298                                                   | 30191                             | 1137    | 62.6     | 64.8       | 3920  | 148    |
| Kosovo                             | 1688                                                    | 539                               | 319     | 63.2     | 66.0       | 159   | 94     |
| Latvia                             | 1547                                                    | 1058                              | 684     | 56.4     | 58.0       | 102   | 66     |
| Lithuania                          | 2848                                                    | 2268                              | 796     |          |            |       |        |
| North Macedonia                    | 2022                                                    | 1761                              | 871     | 59.0     | 60.0       | 300   | 148    |
| Norway                             | 5277                                                    | 5155                              | 977     | 59.7     | 61.7       | 707   | 134    |
| Poland                             | 38430                                                   | 30278                             | 788     |          |            | 5200  | 135    |
| Portugal                           | 10310                                                   | 20259                             | 1965    | 67.9     | 68.4       | 3511  | 341    |
| Romania                            | 19000                                                   | 21708                             | 1143    | 61.8     | 63.6       | 2189  | 115    |
| Russia                             | 142473                                                  | 47486                             | 333     | 54.2     | 57.0       | 6696  | 47     |
| Serbia                             | 6810                                                    | 4850                              | 712     | 58.7     | 61.2       | 835   | 123    |
| Slovakia &                         | 5437                                                    | 3559                              | 655     | 63.6     | 66.0       | 1177  | 216    |
| Spain (All)                        | 46572                                                   | 59810                             | 1284    | 59.5     | 62.7       | 9714  | 209    |
| Spain, Andalusia                   | 8409                                                    | 10296                             | 1224    | 60.8     | 62.1       | 1604  | 191    |
| Spain, Aragon                      | 1315                                                    | 1671                              | 1271    | 63.4     | 64.7       | 299   | 227    |
| Spain, Asturias                    | 1034                                                    | 1375                              | 1329    | 63.4     | 64.5       | 226   | 219    |
| Spain, Basque country              | 2169                                                    | 2722                              | 1255    | 62.1     | 63.9       | 318   | 147    |
| Spain, Canary Islands              | 2166                                                    | 3032                              | 1400    | 61.3     | 62.5       | 340   | 157    |
| Spain, Cantabria *                 | 581                                                     | 637                               | 1096    | 62.3     | 63.6       | 92    | 158    |
| Spain, Castile and León *          | 2427                                                    | 3031                              | 1249    | 65.3     | 66.1       | 549   | 226    |
| Spain, Castile-La Mancha *         | 2037                                                    | 2422                              | 1189    | 62.8     | 63.6       | 393   | 193    |
| Spain, Catalonia                   | 7556                                                    | 10785                             | 1427    | 63.2     | 65.0       | 1520  | 201    |
| Spain, Community of Madrid         | 6507                                                    | 7537                              | 1158    | 62.1     | 63.5       | 1345  | 207    |
| Spain, Extremadura                 | 1080                                                    | 1274                              | 1180    | 62.0     | 62.7       | 194   | 180    |
| Spain, Galicia                     | 2707                                                    | 3741                              | 1382    | 62.9     | 64.3       | 627   | 232    |
| Spain, Murcia                      | 1470                                                    | 1982                              | 1348    | 62.4     | 63.3       | 283   | 192    |
| Spain, Navarre *                   | 642                                                     | 860                               | 1339    | 62.8     | 64.3       | 123   | 192    |
| Sweden                             | 10058                                                   | 9927                              | 987     | 60.0     | 62.0       | 1776  | 177    |
| Switzerland †                      | 8452                                                    | 7927                              | 938     | 62.2     | 64.1       | 1176  | 139    |
| the Netherlands                    | 16617                                                   | 17246                             | 1038    | 60.7     | 62.6       | 2308  | 139    |
| Tunisia, Sfax region &             | 990                                                     | 1007                              | 1018    | 58.6     | 60.0       | 211   | 213    |
| Turkey ‡                           | 80811                                                   | 77311                             | 957     |          |            | 2366  | 29     |
| Ukraine                            | 42415                                                   | 8904                              | 210     | 50.0     | 51.0       | 1358  | 32     |
| United Kingdom, England * ¶        | 55619                                                   | 54043                             | 972     | 58.9     | 59.4       | 9417  | 169    |
| United Kingdom, Northern Ireland * | 1871                                                    | 1831                              | 979     | 59.0     | 58.8       | 273   | 146    |
| United Kingdom, Scotland           | 5425                                                    | 5184                              | 956     | 56.8     | 57.8       | 847   | 156    |
| United Kingdom, Wales *            | 3125                                                    | 3161                              | 1011    | 59.5     | 60.4       | 520   | 166    |
| All countries                      | 694709                                                  | 592779                            | 854     | 60.7     | 62.6       | 84853 | 141    |

DM = diabetes mellitus as primary renal disease

When cells are left empty, the data are unavailable and could not be used for the calculation of the summary data

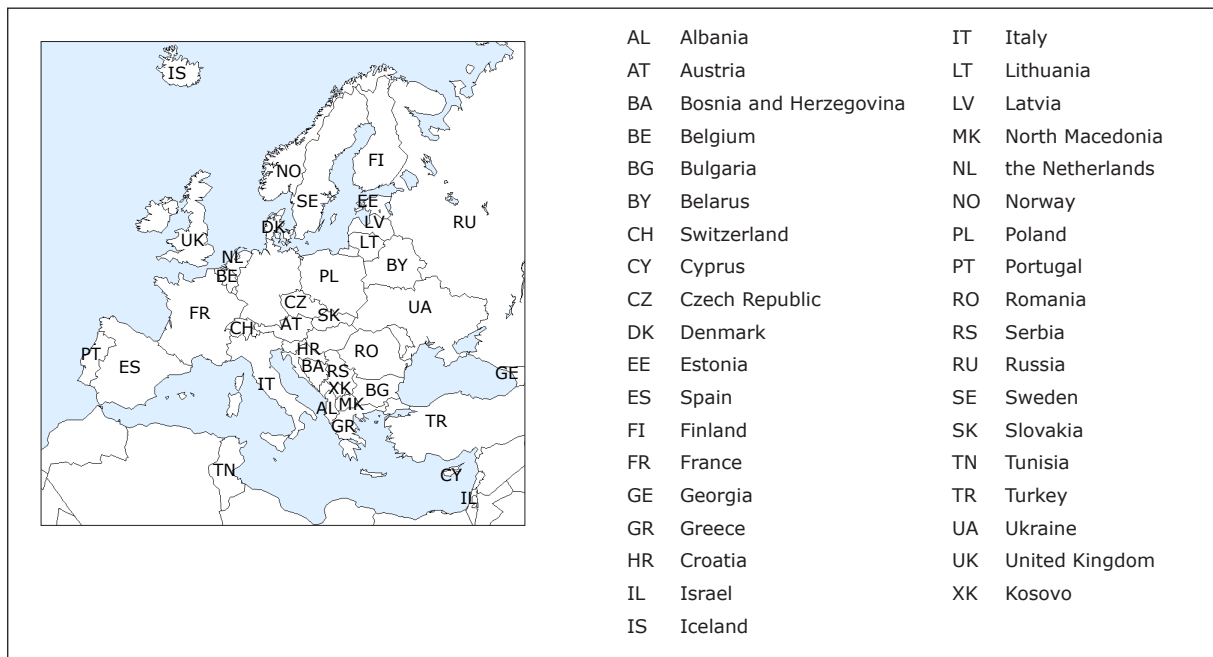
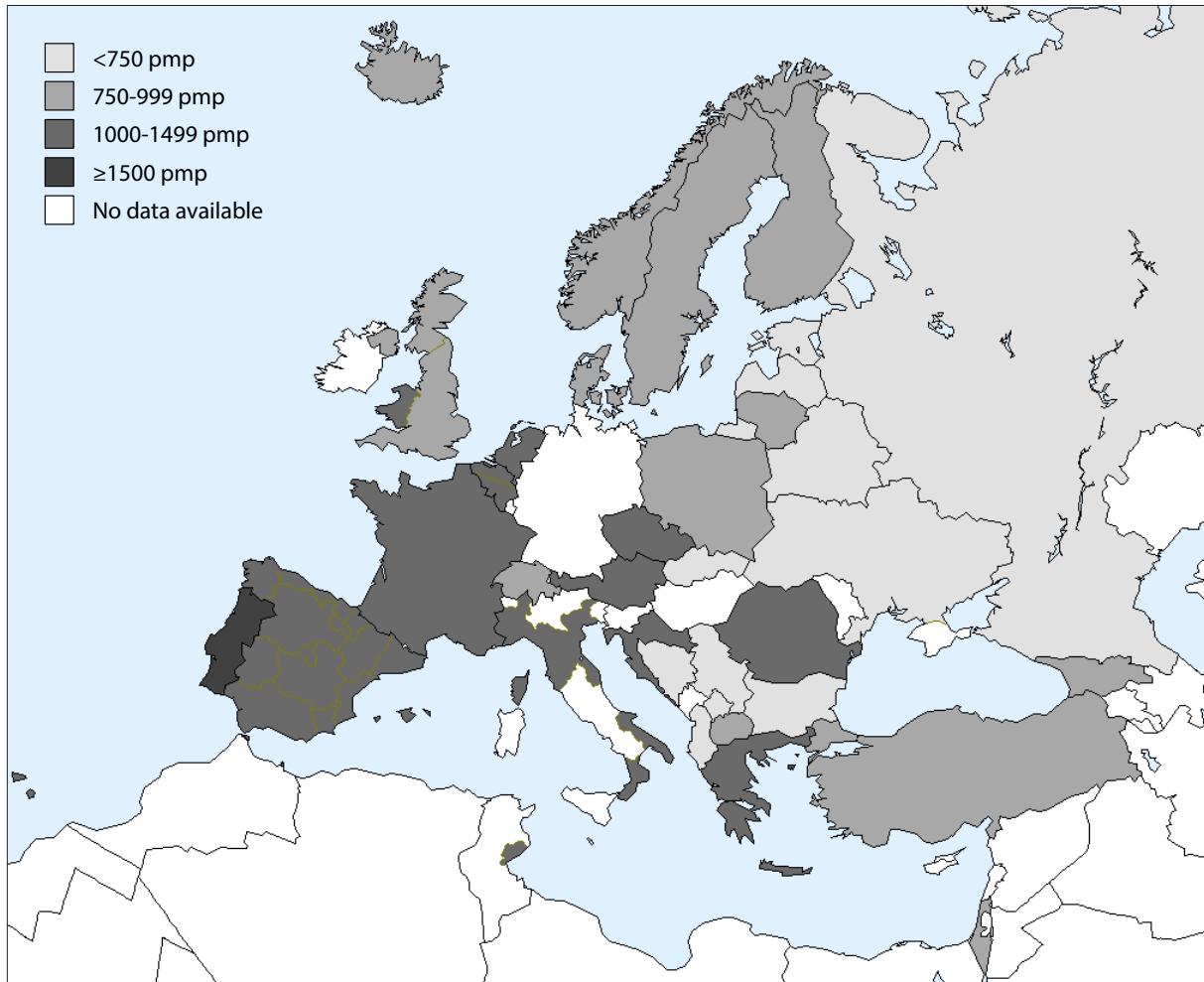
\* Patients younger than 20 years of age are not reported. The true prevalent counts are therefore slightly higher than the counts reported here & Data on prevalence include dialysis patients only

† The prevalence is underestimated by approximately 6% due to an estimated 11% underreporting of patients living on a functioning graft

‡ Data on primary renal disease are available for 6888 dialysis patients (8.9%, total N=77311)

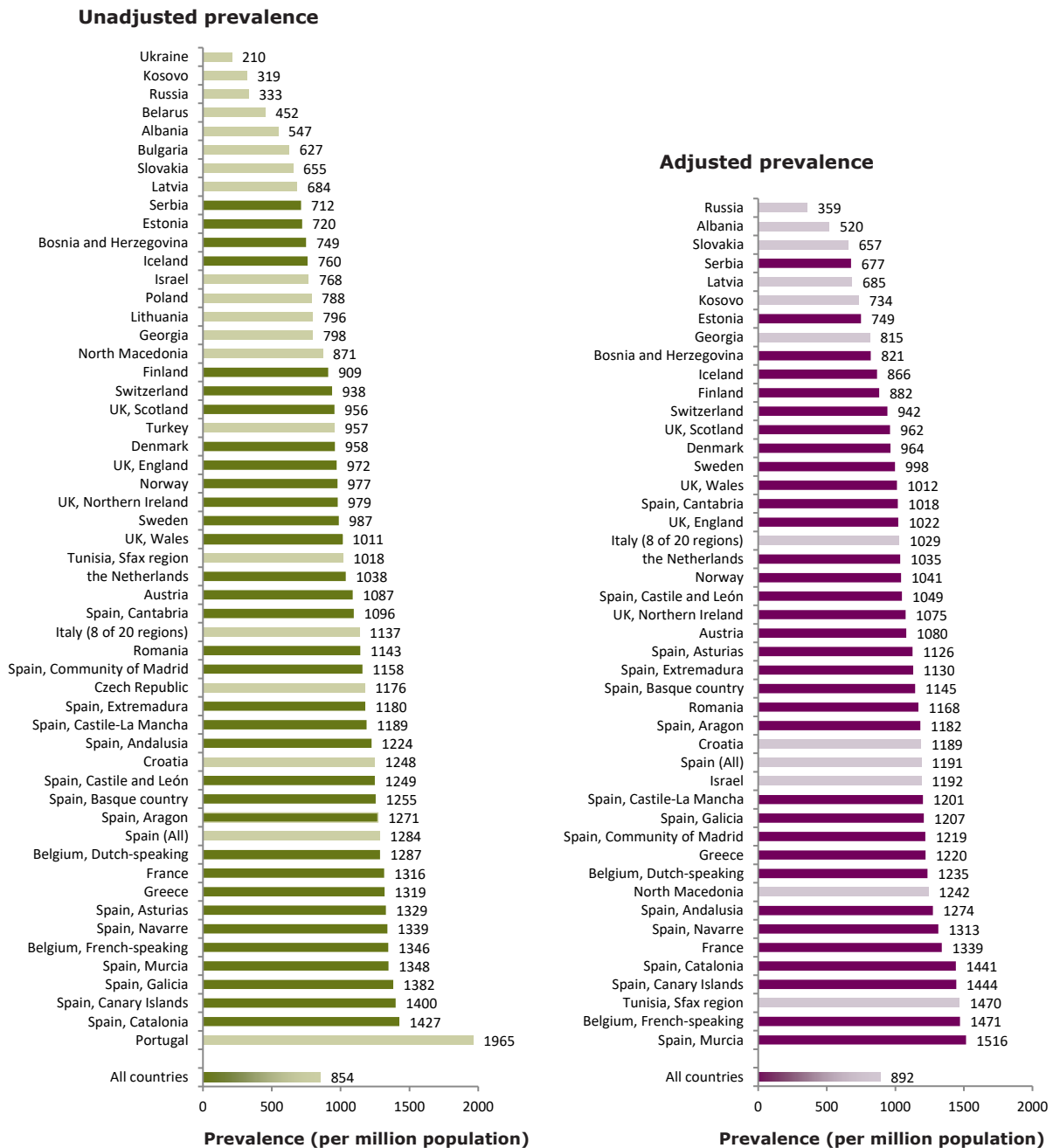
¶ The prevalence is underestimated by approximately 1% due to one centre not submitting data since 2014

Figure A.3.1  
**Prevalence per million population by country / region, unadjusted**  
*prevalent patients on December 31*



Detailed information on the contents of this figure can be found in table B.4.2 for registries providing individual patient data, and in table C.4.2 for registries providing aggregated data.

Figure A.3.2  
**Prevalence per million population by country / region, unadjusted and adjusted**  
*prevalent patients on December 31*

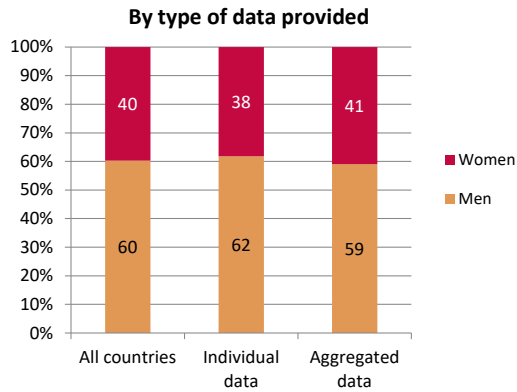


Registries providing individual patient data are shown as dark bars, and registries providing aggregated data as light bars.

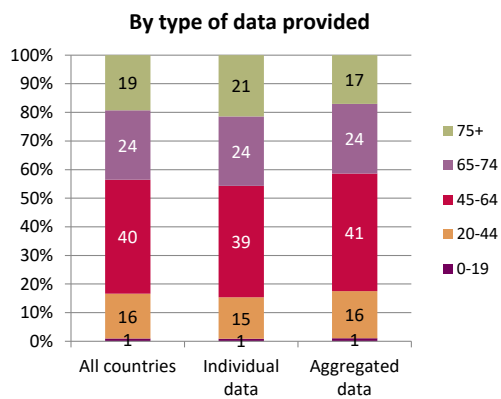
Detailed information on the contents of this figure can be found in tables B.4.2 and B.4.4 for registries providing individual patient data, and in tables C.4.2 and C.4.4 for registries providing aggregated data.

Adjustment of the prevalence was performed by standardising the prevalence to the age and sex distribution of the EU28 population.

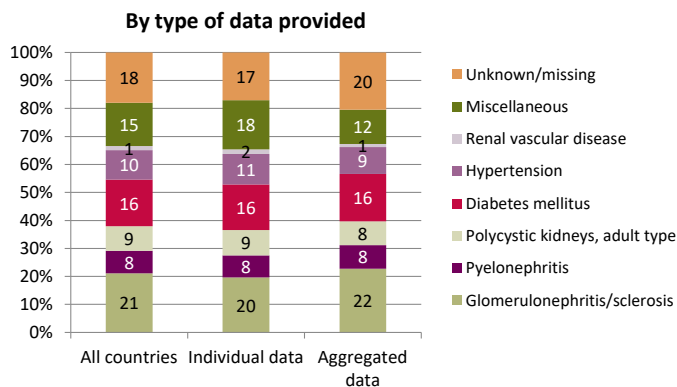
Figure A.3.3  
**Sex, age, and primary renal disease distribution by type of data provided**  
*prevalent patients on December 31*



This figure summarizes the data presented in tables B.4.3 and C.4.3.

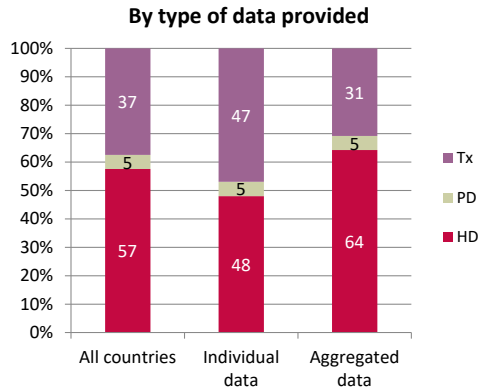


This figure summarizes the data presented in tables B.4.1 and C.4.1.



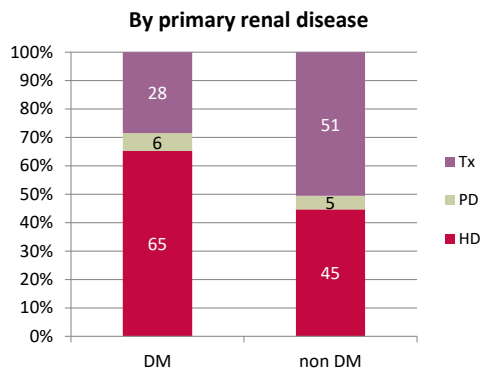
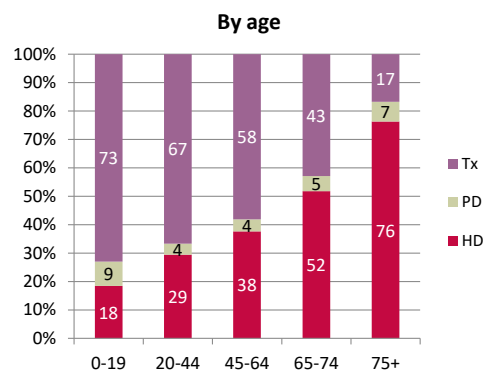
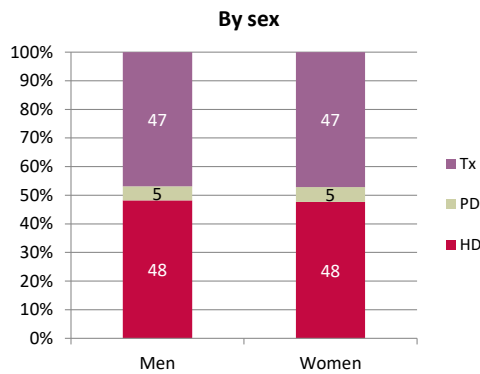
This figure summarizes the data presented in tables B.4.5 and C.4.5.

Figure A.3.4  
**Treatment modality distribution by age, sex and primary renal disease, unadjusted**  
*prevalent patients on December 31*



This figure summarizes the data presented in tables B.4.10 and C.4.8.

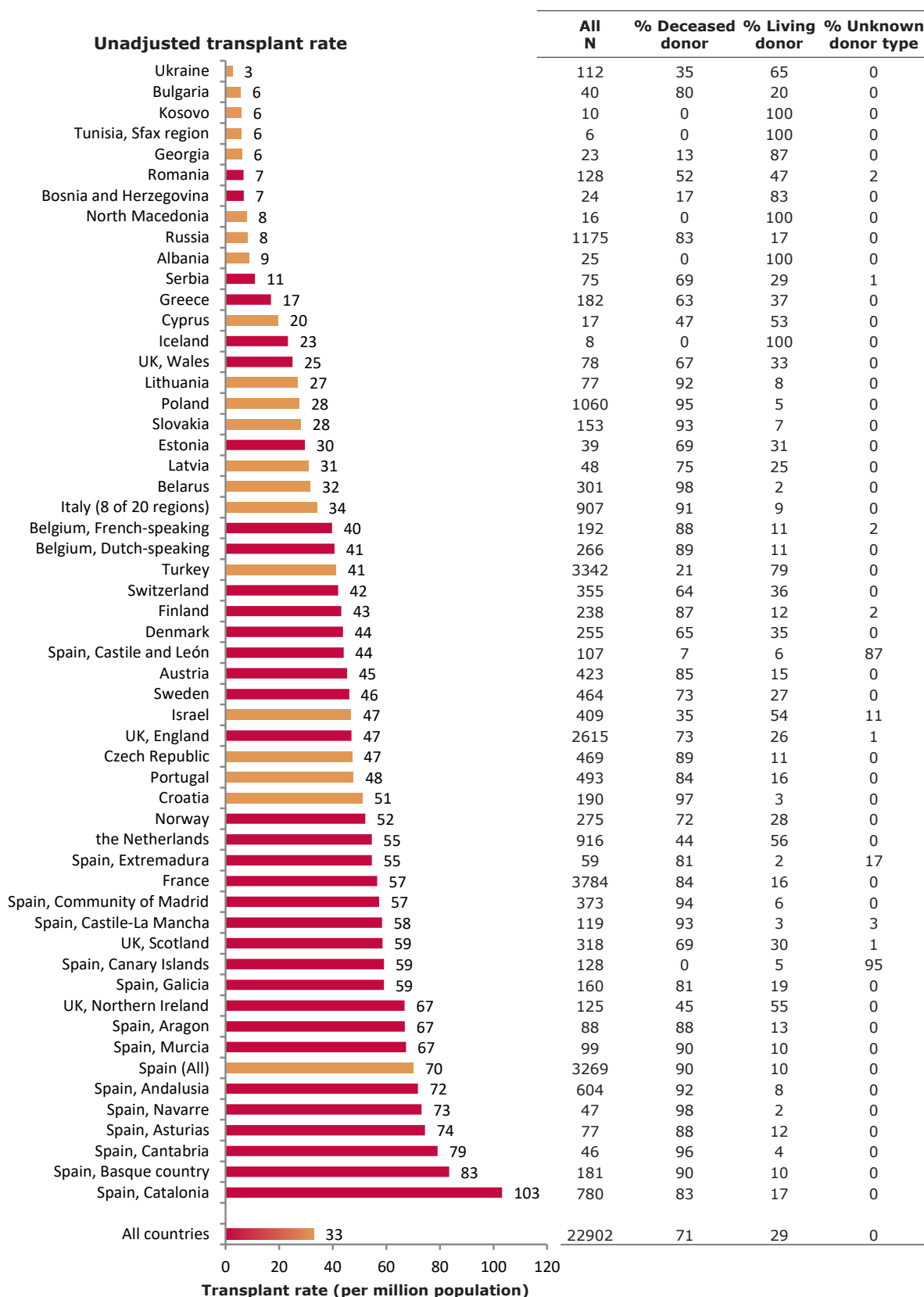
The figures below are only based on data from registries providing individual patient data.



These figures summarize the data presented in table B.4.11.

Abbreviations used: HD: haemodialysis; PD: peritoneal dialysis; Tx: transplant; DM: Diabetes Mellitus

Figure A.4.1  
Kidney transplant counts and per million population by country / region, unadjusted

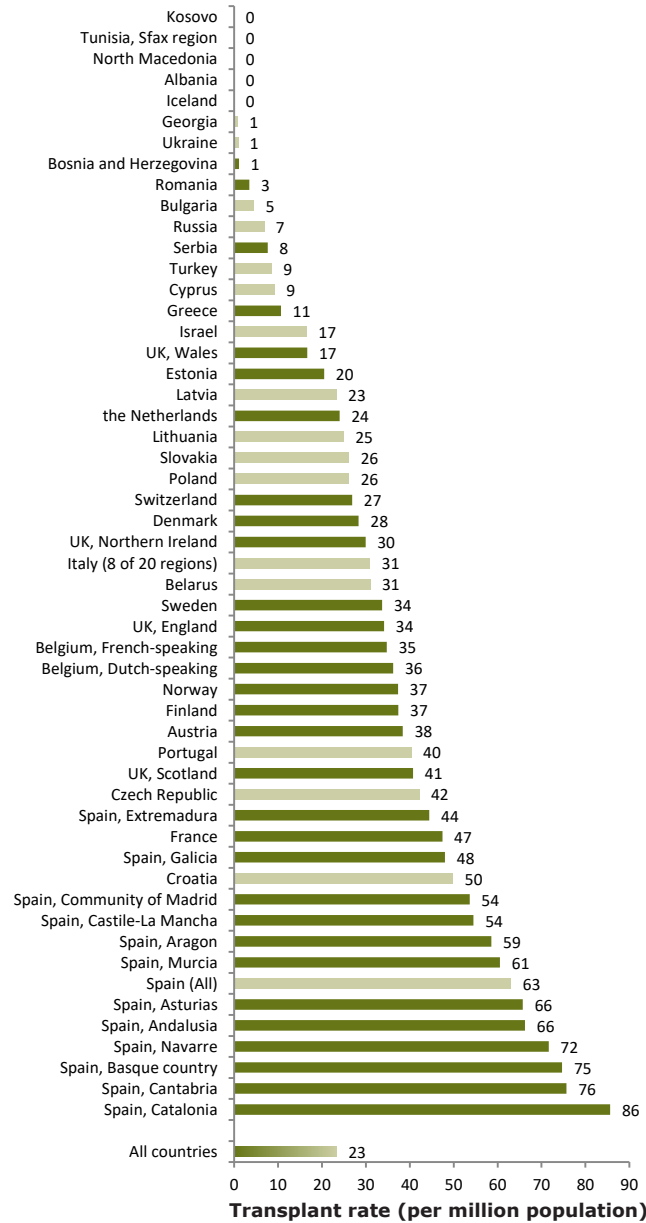


Registries providing individual patient data are shown as red bars, and registries providing aggregated data as orange bars.

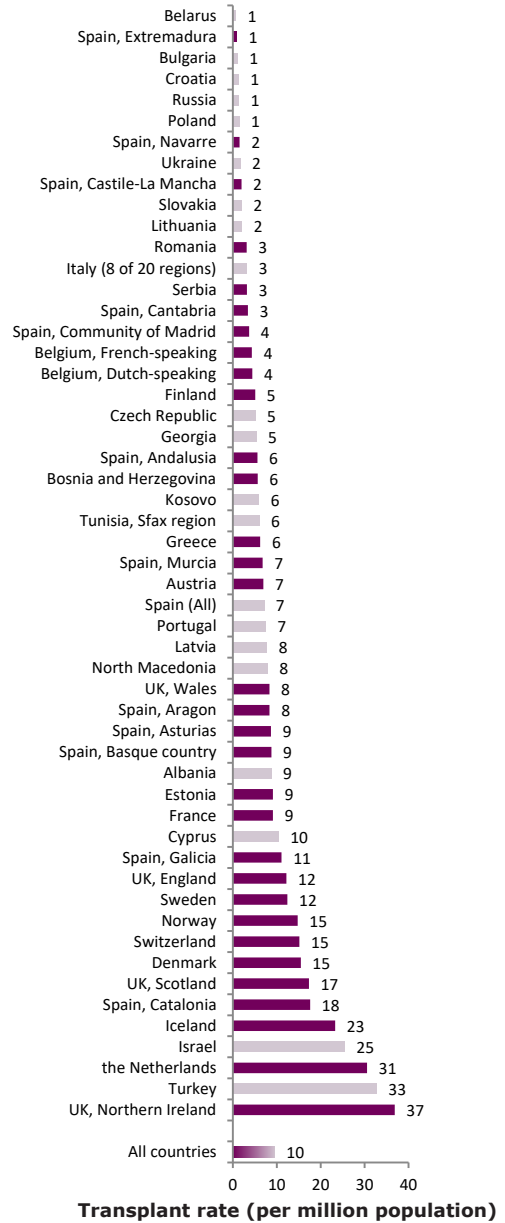
Detailed information on the contents of this figure can be found in tables B.5.1 and B.5.2 for registries providing individual patient data, and in tables C.5.1 and C.5.2 for registries providing aggregated data.

Figure A.4.2  
Kidney transplants per million population by donor type and by country / region, unadjusted

Unadjusted deceased donor transplant rate



Unadjusted living donor transplant rate

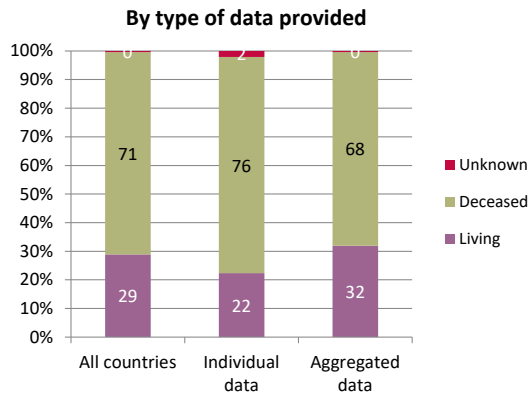


Registries providing individual patient data are shown as dark bars, and registries providing aggregated data as light bars.

Detailed information on the contents of this figure can be found in table B.5.2 for registries providing individual patient data, and in table C.5.2 for registries providing aggregated data.



Figure A.4.3  
**Donor type distribution by type of data provided, unadjusted**



This figure summarizes the data presented in table B.5.1 for registries providing individual patient data, and in table C.5.1 for registries providing aggregated data.

Table A.5.1

**One-, two- and five-year survival probabilities by treatment modality and cohort***from day 1 of RRT / dialysis, or from day of transplant*

|                                                                             | Survival probabilities as % (95% CI) |                  |                  |                    |                  |
|-----------------------------------------------------------------------------|--------------------------------------|------------------|------------------|--------------------|------------------|
|                                                                             | cohort 2008 - 2012                   |                  |                  | cohort 2011 - 2015 |                  |
|                                                                             | 1 year                               | 2 year           | 5 year           | 1 year             | 2 year           |
| <b>Patient survival on RRT</b>                                              |                                      |                  |                  |                    |                  |
| Unadjusted                                                                  | 83.9 (83.7-84.0)                     | 73.7 (73.6-73.9) | 50.8 (50.7-51.0) | 84.8 (84.6-84.9)   | 74.8 (74.6-74.9) |
| Adjusted †                                                                  | 86.6 (86.4-86.7)                     | 77.2 (77.0-77.4) | 52.4 (52.1-52.7) | 87.2 (87.1-87.4)   | 78.0 (77.8-78.2) |
| <b>Patient survival on dialysis</b>                                         |                                      |                  |                  |                    |                  |
| Unadjusted                                                                  | 82.8 (82.6-82.9)                     | 71.2 (71.0-71.4) | 42.2 (42.1-42.4) | 83.6 (83.5-83.8)   | 72.1 (72.0-72.3) |
| Adjusted †                                                                  | 84.9 (84.8-85.1)                     | 74.4 (74.2-74.6) | 45.7 (45.4-46.1) | 85.9 (85.8-86.1)   | 75.6 (75.4-75.9) |
| <b>Patient survival after first kidney transplantation (deceased donor)</b> |                                      |                  |                  |                    |                  |
| Unadjusted                                                                  | 96.3 (96.1-96.5)                     | 94.3 (94.0-94.5) | 87.3 (87.0-87.6) | 96.3 (96.1-96.5)   | 94.2 (94.0-94.5) |
| Adjusted ††                                                                 | 97.8 (97.7-98.0)                     | 96.6 (96.4-96.8) | 92.1 (91.8-92.4) | 98.0 (97.9-98.1)   | 96.8 (96.7-97.0) |
| <b>Graft survival after first kidney transplantation (deceased donor)</b>   |                                      |                  |                  |                    |                  |
| Unadjusted                                                                  | 91.2 (90.9-91.5)                     | 88.3 (88.0-88.6) | 78.6 (78.2-79.0) | 91.4 (91.1-91.7)   | 88.3 (88.0-88.6) |
| Adjusted ††                                                                 | 92.6 (92.3-92.9)                     | 90.0 (89.7-90.4) | 81.4 (80.9-81.9) | 93.1 (92.9-93.4)   | 90.6 (90.3-91.0) |
| <b>Patient survival after first kidney transplantation (living donor)</b>   |                                      |                  |                  |                    |                  |
| Unadjusted                                                                  | 98.8 (98.6-99.0)                     | 97.9 (97.6-98.2) | 93.9 (93.5-94.4) | 99.0 (98.8-99.2)   | 98.1 (97.8-98.3) |
| Adjusted ††                                                                 | 99.0 (98.8-99.2)                     | 98.2 (98.0-98.5) | 94.6 (94.2-95.1) | 99.2 (99.0-99.3)   | 98.4 (98.1-98.6) |
| <b>Graft survival after first kidney transplantation (living donor)</b>     |                                      |                  |                  |                    |                  |
| Unadjusted                                                                  | 96.3 (96.0-96.7)                     | 94.6 (94.2-95.0) | 87.5 (86.9-88.1) | 96.9 (96.5-97.2)   | 95.1 (94.7-95.5) |
| Adjusted ††                                                                 | 96.1 (95.7-96.5)                     | 94.3 (93.8-94.8) | 86.7 (86.0-87.4) | 96.7 (96.3-97.0)   | 94.9 (94.5-95.3) |

† Analyses were adjusted using fixed values: age (67 years), sex (63% men) and PRD (24% diabetes mellitus, 19% hypertension/renal vascular disease, 11% glomerulonephritis and 46% other causes)

†† Analyses were adjusted using fixed values: age (50 years), sex (63% men) and PRD (14% diabetes mellitus, 10% hypertension/renal vascular disease, 23% glomerulonephritis and 53% other causes)

This table summarizes the survival data presented in the tables B.6.1 to B.6.16, and is based on data from the following registries providing individual patient data: Austria, Belgium (Dutch-speaking), Belgium (French-speaking), Denmark, Finland, France, Greece, Iceland, Norway, Spain (Andalusia), Spain (Aragon), Spain (Asturias), Spain (Basque country), Spain (Cantabria), Spain (Castile and León), Spain (Castile-La Mancha), Spain (Catalonia), Spain (Community of Madrid), Spain (Extremadura), Spain (Galicia), Sweden, the Netherlands, United Kingdom (England/Northern Ireland/Wales) and United Kingdom (Scotland).

Figure A.5.1  
**Adjusted patient survival by modality:  
 Incident dialysis patients**  
*from day 91, adjusted for age, sex, and primary renal disease*

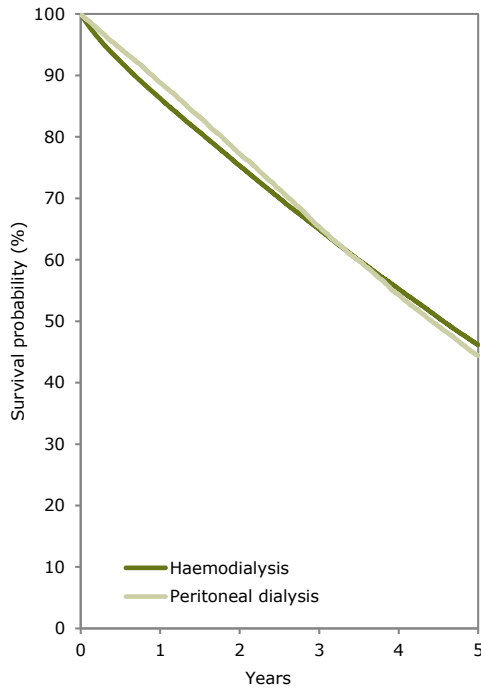
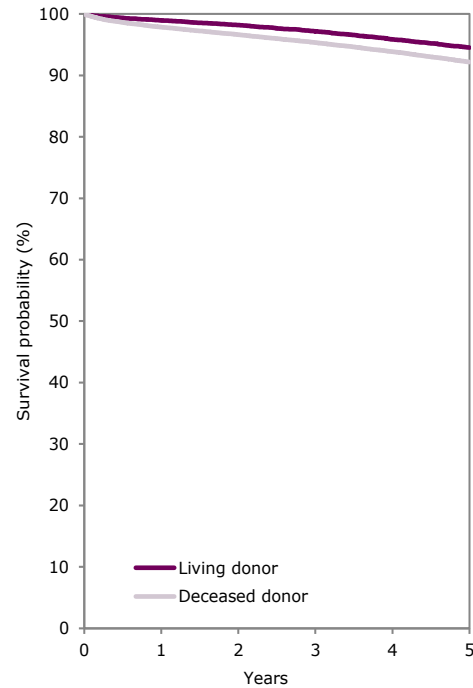


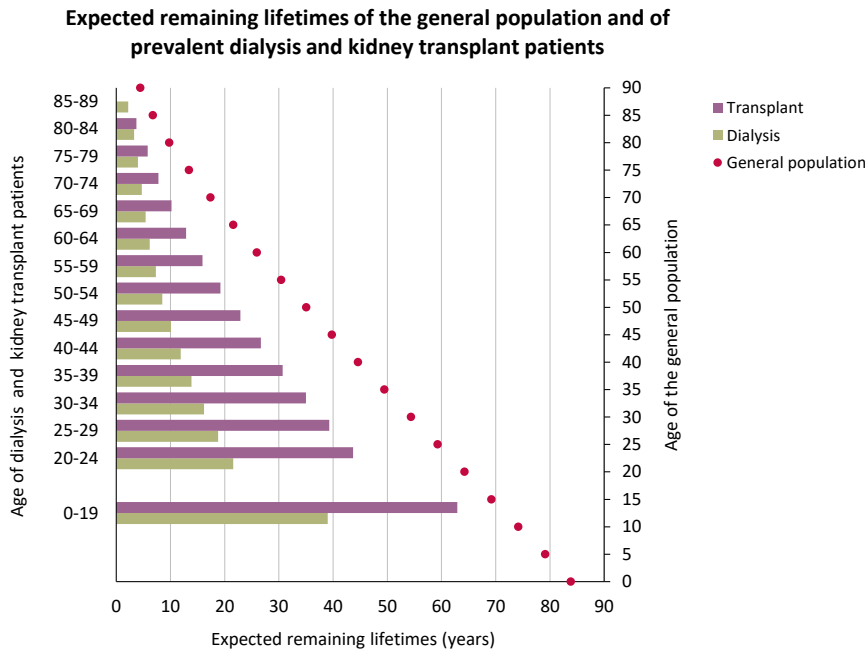
Figure A.5.2  
**Adjusted patient survival by donot type:  
 Patients receiving a first kidney transplant**  
*from day of transplant, adjusted for age, sex, and primary renal disease*



Survival on dialysis was adjusted using fixed values: age (67 years), sex (63% men) and PRD (24% diabetes mellitus, 19% hypertension/renal vascular disease, 11% glomerulonephritis and 46% other causes). Survival after kidney transplantation was adjusted using fixed values: age (50 years), sex (63% men) and PRD (14% diabetes mellitus, 10% hypertension/renal vascular disease, 23% glomerulonephritis and 53% other causes).

These figures are based on patients starting dialysis or receiving a kidney transplant between 2008 and 2012 from the following registries providing individual patient data: Austria, Belgium (Dutch-speaking), Belgium (French-speaking), Denmark, Finland, France, Greece, Iceland, Norway, Spain (Andalusia), Spain (Aragon), Spain (Asturias), Spain (Basque country), Spain (Cantabria), Spain (Castile and León), Spain (Castile-La Mancha), Spain (Catalonia), Spain (Community of Madrid), Spain (Extremadura), Spain (Galicia), Sweden, the Netherlands, United Kingdom (England/Northern Ireland/Wales) and United Kingdom (Scotland).

Figure A.6.1  
**Expected remaining lifetimes (years) of the general population (cohort 2013-2017) and of prevalent dialysis and kidney transplant patients (cohort 2013-2017)**  
*by age and sex*



This figure summarizes the data presented in table B.7.1, and is based on data from the following registries providing individual patient data: Austria, Belgium (Dutch-speaking), Belgium (French-speaking), Denmark, Finland, France, Greece, Iceland, Norway, Spain (Andalusia), Spain (Aragon), Spain (Asturias), Spain (Basque country), Spain (Cantabria), Spain (Castille and León), Spain (Castille-La Mancha), Spain (Catalonia), Spain (Community of Madrid), Spain (Extremadura), Spain (Galicia), Sweden, the Netherlands, United Kingdom (England/Northern Ireland/Wales) and United Kingdom (Scotland).

**Section B: Individual patient data reference tables**

Table B.1.1  
General population data and number of renal centres

|                                  | General population<br>of country/region<br>in thousands | % Coverage of general<br>population by the registry<br>for individual patient data | Total number of<br>renal centres<br>of country/region | Number of renal centres<br>collaborating with the registry<br>for individual patient data |
|----------------------------------|---------------------------------------------------------|------------------------------------------------------------------------------------|-------------------------------------------------------|-------------------------------------------------------------------------------------------|
| Austria                          | 8773                                                    | 100                                                                                | 79                                                    | 79                                                                                        |
| Belgium, Dutch-speaking          | 6543                                                    | 100                                                                                | 26                                                    | 26                                                                                        |
| Belgium, French-speaking         | 4832                                                    | 100                                                                                | 24                                                    | 24                                                                                        |
| Bosnia and Herzegovina           | 3531                                                    | 100                                                                                | 27                                                    | 27                                                                                        |
| Denmark                          | 5821                                                    | 100                                                                                | 15                                                    | 15                                                                                        |
| Estonia                          | 1317                                                    | 100                                                                                | 3                                                     | 3                                                                                         |
| Finland                          | 5508                                                    | 100                                                                                | 30                                                    | 30                                                                                        |
| France                           | 66865                                                   | 100                                                                                | 1233                                                  | 1233                                                                                      |
| Greece                           | 10755                                                   | 100                                                                                | 178                                                   | 178                                                                                       |
| Iceland                          | 343                                                     | 100                                                                                | 1                                                     | 1                                                                                         |
| Norway                           | 5277                                                    | 100                                                                                | 26                                                    | 26                                                                                        |
| Romania                          | 19587                                                   | 97.0                                                                               | 138                                                   | 135                                                                                       |
| Serbia                           | 7021                                                    | 97.0                                                                               | 63                                                    | 60                                                                                        |
| Spain, Andalusia                 | 8409                                                    | 100                                                                                | 62                                                    | 62                                                                                        |
| Spain, Aragon                    | 1315                                                    | 100                                                                                | 10                                                    | 10                                                                                        |
| Spain, Asturias                  | 1034                                                    | 100                                                                                | 11                                                    | 11                                                                                        |
| Spain, Basque country            | 2169                                                    | 100                                                                                | 10                                                    | 10                                                                                        |
| Spain, Canary Islands            | 2166                                                    | 100                                                                                | 20                                                    | 20                                                                                        |
| Spain, Cantabria                 | 581                                                     | 100                                                                                | 2                                                     | 2                                                                                         |
| Spain, Castile and León          | 2427                                                    | 100                                                                                | 22                                                    | 22                                                                                        |
| Spain, Castile-La Mancha         | 2037                                                    | 100                                                                                | 12                                                    | 12                                                                                        |
| Spain, Catalonia                 | 7556                                                    | 100                                                                                | 47                                                    | 47                                                                                        |
| Spain, Community of Madrid       | 6507                                                    | 100                                                                                | 38                                                    | 38                                                                                        |
| Spain, Extremadura               | 1080                                                    | 100                                                                                | 13                                                    | 13                                                                                        |
| Spain, Galicia                   | 2707                                                    | 100                                                                                | 25                                                    | 25                                                                                        |
| Spain, Murcia                    | 1470                                                    | 100                                                                                | 13                                                    | 13                                                                                        |
| Spain, Navarre                   | 642                                                     | 100                                                                                | 3                                                     | 3                                                                                         |
| Sweden                           | 10058                                                   | 100                                                                                | 68                                                    | 68                                                                                        |
| Switzerland                      | 8452                                                    | 100                                                                                | 95                                                    | 95                                                                                        |
| the Netherlands &                | 17131                                                   | 93-98                                                                              | 74                                                    | 74                                                                                        |
| United Kingdom, All countries *  | 66040                                                   | 100                                                                                | 72                                                    | 71                                                                                        |
| United Kingdom, England *        | 55619                                                   | 100                                                                                | 52                                                    | 51                                                                                        |
| United Kingdom, Northern Ireland | 1871                                                    | 100                                                                                | 5                                                     | 5                                                                                         |
| United Kingdom, Scotland         | 5425                                                    | 100                                                                                | 10                                                    | 10                                                                                        |
| United Kingdom, Wales            | 3125                                                    | 100                                                                                | 5                                                     | 5                                                                                         |

& The percentage coverage is different for the incidence (93%), prevalence (97%) and transplant activity (98%) calculations.

\* Due to one centre not submitting patient data since 2014, the percentage coverage is different for the incidence, prevalence and transplant activity calculations (please see footnotes in the concerned tables)

**B2 INCIDENT PATIENTS ACCEPTED FOR RRT IN 2017, AT DAY 1**

**Table B.2.1**  
**Incident counts and percentages by age and sex**  
*at day 1*

|                                    | All      |          |          | 0-19 |     |       |     |     |       | 20-44 |     |       |     |     |       | 45-64 |     |       |     |      |       | 65-74 |     |       |    |      |    | 75+  |    |      |    |      |    |
|------------------------------------|----------|----------|----------|------|-----|-------|-----|-----|-------|-------|-----|-------|-----|-----|-------|-------|-----|-------|-----|------|-------|-------|-----|-------|----|------|----|------|----|------|----|------|----|
|                                    | All      | Men      | Women    | All  | Men | Women | All | Men | Women | All   | Men | Women | All | Men | Women | All   | Men | Women | All | Men  | Women | All   | Men | Women |    |      |    |      |    |      |    |      |    |
|                                    | N (100%) | N (100%) | N (100%) | N    | %   | N     | %   | N   | %     | N     | %   | N     | %   | N   | %     | N     | %   | N     | %   | N    | %     | N     | %   | N     | %  |      |    |      |    |      |    |      |    |
| Austria                            | 1134     | 753      | 381      | 9    | 1   | 4     | 1   | 5   | 1     | 91    | 8   | 60    | 8   | 31  | 8     | 355   | 31  | 257   | 34  | 98   | 26    | 360   | 32  | 226   | 30 | 134  | 35 | 319  | 28 | 206  | 27 | 113  | 30 |
| Belgium, Dutch-speaking *          | 1194     | 787      | 407      |      |     |       |     |     |       | 76    | 6   | 48    | 6   | 28  | 7     | 268   | 22  | 169   | 21  | 99   | 24    | 314   | 26  | 219   | 28 | 95   | 23 | 536  | 45 | 351  | 45 | 185  | 45 |
| Belgium, French-speaking *         | 941      | 589      | 352      |      |     |       |     |     |       | 67    | 7   | 40    | 7   | 27  | 8     | 265   | 28  | 166   | 28  | 99   | 28    | 268   | 28  | 176   | 30 | 92   | 26 | 341  | 36 | 207  | 35 | 134  | 38 |
| Bosnia and Herzegovina             | 381      | 230      | 151      | 4    | 1   | 3     | 1   | 1   | 1     | 42    | 11  | 27    | 12  | 15  | 10    | 159   | 42  | 107   | 47  | 52   | 34    | 114   | 30  | 64    | 28 | 50   | 33 | 62   | 16 | 29   | 13 | 33   | 22 |
| Denmark                            | 761      | 507      | 254      | 12   | 2   | 6     | 1   | 6   | 2     | 88    | 12  | 59    | 12  | 29  | 11    | 242   | 32  | 154   | 30  | 88   | 35    | 213   | 28  | 149   | 29 | 64   | 25 | 206  | 27 | 139  | 27 | 67   | 26 |
| Estonia                            | 87       | 49       | 38       | 3    | 3   | 2     | 4   | 1   | 3     | 17    | 20  | 11    | 22  | 6   | 16    | 29    | 33  | 17    | 35  | 12   | 32    | 21    | 24  | 10    | 20 | 11   | 29 | 17   | 20 | 9    | 18 | 8    | 21 |
| Finland                            | 549      | 346      | 203      | 15   | 3   | 9     | 3   | 6   | 3     | 78    | 14  | 48    | 14  | 30  | 15    | 183   | 33  | 114   | 33  | 69   | 34    | 168   | 31  | 110   | 32 | 58   | 29 | 105  | 19 | 65   | 19 | 40   | 20 |
| France                             | 11571    | 7397     | 4174     | 128  | 1   | 79    | 1   | 49  | 1     | 994   | 9   | 585   | 8   | 409 | 10    | 3002  | 26  | 1921  | 26  | 1081 | 26    | 3081  | 27  | 2021  | 27 | 1060 | 25 | 4366 | 38 | 2791 | 38 | 1575 | 38 |
| Greece                             | 2712     | 1753     | 959      | 11   | 0   | 7     | 0   | 4   | 0     | 130   | 5   | 82    | 5   | 48  | 5     | 579   | 21  | 410   | 23  | 169  | 18    | 709   | 26  | 466   | 27 | 243  | 25 | 1283 | 47 | 788  | 45 | 495  | 52 |
| Iceland                            | 49       | 33       | 16       | 2    | 4   | 1     | 3   | 1   | 6     | 3     | 6   | 2     | 6   | 1   | 6     | 17    | 35  | 11    | 33  | 6    | 38    | 16    | 33  | 12    | 36 | 4    | 25 | 11   | 22 | 7    | 21 | 4    | 25 |
| Norway                             | 584      | 392      | 192      | 9    | 2   | 7     | 2   | 2   | 1     | 72    | 12  | 39    | 10  | 33  | 17    | 188   | 32  | 123   | 31  | 65   | 34    | 161   | 28  | 113   | 29 | 48   | 25 | 154  | 26 | 110  | 28 | 44   | 23 |
| Romania                            | 3559     | 2090     | 1469     | 28   | 1   | 14    | 1   | 14  | 1     | 411   | 12  | 241   | 12  | 170 | 12    | 1414  | 40  | 873   | 42  | 541  | 37    | 1012  | 28  | 561   | 27 | 451  | 31 | 694  | 19 | 401  | 19 | 293  | 20 |
| Serbia                             | 678      | 439      | 239      | 38   | 6   | 26    | 6   | 12  | 5     | 92    | 14  | 70    | 16  | 22  | 9     | 279   | 41  | 178   | 41  | 101  | 42    | 181   | 27  | 114   | 26 | 67   | 28 | 88   | 13 | 51   | 12 | 37   | 15 |
| Spain, Andalusia                   | 1107     | 723      | 384      | 16   | 1   | 11    | 2   | 5   | 1     | 122   | 11  | 77    | 11  | 45  | 12    | 376   | 34  | 262   | 36  | 114  | 30    | 305   | 28  | 204   | 28 | 101  | 26 | 288  | 26 | 169  | 23 | 119  | 31 |
| Spain, Aragon                      | 168      | 120      | 48       | 2    | 1   | 2     | 2   | 0   | 0     | 20    | 12  | 12    | 10  | 8   | 17    | 47    | 28  | 30    | 25  | 17   | 35    | 46    | 27  | 33    | 28 | 13   | 27 | 53   | 32 | 43   | 36 | 10   | 21 |
| Spain, Asturias                    | 161      | 103      | 58       | 1    | 1   | 1     | 1   | 0   | 0     | 15    | 9   | 9     | 9   | 6   | 10    | 41    | 25  | 32    | 31  | 9    | 16    | 60    | 37  | 37    | 36 | 23   | 40 | 44   | 27 | 24   | 23 | 20   | 34 |
| Spain, Basque country              | 249      | 176      | 73       | 5    | 2   | 3     | 2   | 2   | 3     | 29    | 12  | 17    | 10  | 12  | 16    | 72    | 29  | 51    | 29  | 21   | 29    | 80    | 32  | 58    | 33 | 22   | 30 | 63   | 25 | 47   | 27 | 16   | 22 |
| Spain, Canary Islands              | 346      | 213      | 133      | 2    | 1   | 2     | 1   | 0   | 0     | 43    | 12  | 19    | 9   | 24  | 18    | 120   | 35  | 71    | 33  | 49   | 37    | 96    | 28  | 62    | 29 | 34   | 26 | 85   | 25 | 59   | 28 | 26   | 20 |
| Spain, Cantabria *                 | 65       | 46       | 19       |      |     |       |     |     |       | 7     | 11  | 5     | 11  | 2   | 11    | 22    | 34  | 13    | 28  | 9    | 47    | 19    | 29  | 17    | 37 | 2    | 11 | 17   | 26 | 11   | 24 | 6    | 32 |
| Spain, Castile and León *          | 296      | 206      | 90       |      |     |       |     |     |       | 17    | 6   | 12    | 6   | 5   | 6     | 97    | 33  | 65    | 32  | 32   | 36    | 80    | 27  | 65    | 32 | 15   | 17 | 102  | 34 | 64   | 31 | 38   | 42 |
| Spain, Castile-La Mancha *         | 265      | 185      | 80       |      |     |       |     |     |       | 18    | 7   | 9     | 5   | 9   | 11    | 88    | 33  | 62    | 34  | 26   | 33    | 78    | 29  | 59    | 32 | 19   | 24 | 81   | 31 | 55   | 30 | 26   | 33 |
| Spain, Catalonia                   | 1250     | 858      | 392      | 18   | 1   | 12    | 1   | 6   | 2     | 110   | 9   | 76    | 9   | 34  | 9     | 334   | 27  | 237   | 28  | 97   | 25    | 339   | 27  | 236   | 28 | 103  | 26 | 449  | 36 | 297  | 35 | 152  | 39 |
| Spain, Community of Madrid         | 865      | 593      | 272      | 13   | 2   | 8     | 1   | 5   | 2     | 83    | 10  | 47    | 8   | 36  | 13    | 275   | 32  | 188   | 32  | 87   | 32    | 222   | 26  | 164   | 28 | 58   | 21 | 272  | 31 | 186  | 31 | 86   | 32 |
| Spain, Extremadura                 | 119      | 79       | 40       | 2    | 2   | 1     | 1   | 1   | 3     | 12    | 10  | 6     | 8   | 6   | 15    | 44    | 37  | 29    | 37  | 15   | 38    | 34    | 29  | 25    | 32 | 9    | 23 | 27   | 23 | 18   | 23 | 9    | 23 |
| Spain, Galicia                     | 416      | 280      | 136      | 3    | 1   | 2     | 1   | 1   | 1     | 38    | 9   | 25    | 9   | 13  | 10    | 132   | 32  | 88    | 31  | 44   | 32    | 136   | 33  | 99    | 35 | 37   | 27 | 107  | 26 | 66   | 24 | 41   | 30 |
| Spain, Murcia                      | 202      | 150      | 52       | 1    | 0   | 1     | 1   | 0   | 0     | 18    | 9   | 15    | 10  | 3   | 6     | 69    | 34  | 49    | 33  | 20   | 38    | 63    | 31  | 49    | 33 | 14   | 27 | 51   | 25 | 36   | 24 | 15   | 29 |
| Spain, Navarre *                   | 79       | 49       | 30       |      |     |       |     |     |       | 10    | 13  | 4     | 8   | 6   | 20    | 23    | 29  | 13    | 27  | 10   | 33    | 24    | 30  | 18    | 37 | 6    | 20 | 22   | 28 | 14   | 29 | 8    | 27 |
| Sweden                             | 1165     | 787      | 378      | 24   | 2   | 16    | 2   | 8   | 2     | 135   | 12  | 96    | 12  | 39  | 10    | 346   | 30  | 227   | 29  | 119  | 31    | 330   | 28  | 216   | 27 | 114  | 30 | 330  | 28 | 232  | 29 | 98   | 26 |
| Switzerland                        | 824      | 527      | 297      | 10   | 1   | 5     | 1   | 5   | 2     | 85    | 10  | 47    | 9   | 38  | 13    | 233   | 28  | 151   | 29  | 82   | 28    | 229   | 28  | 160   | 30 | 69   | 23 | 267  | 32 | 164  | 31 | 103  | 35 |
| the Netherlands                    | 1839     | 1157     | 682      | 26   | 1   | 17    | 1   | 9   | 1     | 161   | 9   | 103   | 9   | 58  | 9     | 596   | 32  | 348   | 30  | 248  | 36    | 582   | 32  | 366   | 32 | 216  | 32 | 474  | 26 | 323  | 28 | 151  | 22 |
| United Kingdom, All countries * ¶  | 7865     | 5041     | 2824     |      |     |       |     |     |       | 1234  | 16  | 739   | 15  | 495 | 18    | 2914  | 37  | 1855  | 37  | 1059 | 38    | 1924  | 24  | 1231  | 24 | 693  | 25 | 1793 | 23 | 1216 | 24 | 577  | 20 |
| United Kingdom, England * ¶        | 6649     | 4271     | 2378     |      |     |       |     |     |       | 1046  | 16  | 623   | 15  | 423 | 18    | 2456  | 37  | 1567  | 37  | 889  | 37    | 1619  | 24  | 1045  | 24 | 574  | 24 | 1528 | 23 | 1036 | 24 | 492  | 21 |
| United Kingdom, Northern Ireland * | 212      | 136      | 76       |      |     |       |     |     |       | 29    | 14  | 16    | 12  | 13  | 17    | 67    | 32  | 43    | 32  | 24   | 32    | 54    | 25  | 37    | 27 | 17   | 22 | 62   | 29 | 40   | 29 | 22   | 29 |
| United Kingdom, Scotland           | 639      | 383      | 256      | 14   | 2   | 11    | 3   | 3   | 1     | 98    | 15  | 56    | 15  | 42  | 16    | 270   | 42  | 167   | 44  | 103  | 40    | 145   | 23  | 74    | 19 | 71   | 28 | 112  | 18 | 75   | 20 | 37   | 14 |
| United Kingdom, Wales *            | 379      | 262      | 117      |      |     |       |     |     |       | 61    | 16  | 44    | 17  | 17  | 15    | 121   | 32  | 78    | 30  | 43   | 37    | 106   | 28  | 75    | 29 | 31   | 26 | 91   | 24 | 65   | 25 | 26   | 22 |

Categories may not add up because of missing values or rounding off

\* Patients younger than 20 years of age are not reported

¶ The incidence is underestimated by approximately 2% due to one centre not submitting data since 2014

Table B.2.2  
Incidence per million (age-related) population by age and sex, unadjusted  
at day 1

|                                    | All   |       |       | 0-19  |       |       | 20-44 |       |       | 45-64 |       |       | 65-74 |       |       | 75+    |        |       |
|------------------------------------|-------|-------|-------|-------|-------|-------|-------|-------|-------|-------|-------|-------|-------|-------|-------|--------|--------|-------|
|                                    | All   | Men   | Women | All   | Men   | Women | All   | Men   | Women | All   | Men   | Women | All   | Men   | Women | All    | Men    | Women |
|                                    | Pmp   | Pmp   | Pmp   | Pmarp | Pmarp | Pmarp | Pmarp | Pmarp | Pmarp | Pmarp | Pmarp | Pmarp | Pmarp | Pmarp | Pmarp | Pmarp  | Pmarp  | Pmarp |
| Austria                            | 129.3 | 174.6 | 85.4  | 5.2   | 4.5   | 6.0   | 31.3  | 40.7  | 21.6  | 140.6 | 205.0 | 77.1  | 437.0 | 589.6 | 304.2 | 397.9  | 652.6  | 232.5 |
| Belgium, Dutch-speaking *          | 182.5 | 243.1 | 123.1 |       |       |       | 37.7  | 47.2  | 28.0  | 147.6 | 184.5 | 110.0 | 470.1 | 674.3 | 276.8 | 849.9  | 1368.7 | 494.4 |
| Belgium, French-speaking *         | 194.7 | 249.1 | 142.6 |       |       |       | 41.5  | 49.3  | 33.6  | 211.3 | 266.7 | 156.8 | 613.0 | 867.5 | 392.6 | 904.2  | 1483.3 | 564.0 |
| Bosnia and Herzegovina             | 107.9 | 132.8 | 83.9  | 5.1   | 7.4   | 2.6   | 34.3  | 43.4  | 25.0  | 156.0 | 215.4 | 99.5  | 387.7 | 496.4 | 302.8 | 298.1  | 361.5  | 258.3 |
| Denmark                            | 130.7 | 174.9 | 86.9  | 9.1   | 8.8   | 9.3   | 47.6  | 62.9  | 31.8  | 157.5 | 199.8 | 114.9 | 328.0 | 472.2 | 191.7 | 447.0  | 716.4  | 251.1 |
| Estonia                            | 66.0  | 79.1  | 54.4  | 10.9  | 14.2  | 7.5   | 38.6  | 48.4  | 28.1  | 83.8  | 104.0 | 65.8  | 161.7 | 195.0 | 139.9 | 134.4  | 248.7  | 88.6  |
| Finland                            | 99.7  | 127.4 | 72.7  | 12.6  | 14.8  | 10.3  | 45.5  | 54.5  | 36.0  | 127.1 | 158.9 | 95.5  | 253.1 | 349.2 | 166.3 | 209.7  | 336.5  | 130.0 |
| France                             | 173.0 | 228.7 | 120.9 | 7.9   | 9.5   | 6.2   | 49.3  | 58.7  | 40.1  | 172.5 | 226.7 | 121.1 | 448.3 | 627.1 | 290.4 | 711.9  | 1182.0 | 417.6 |
| Greece                             | 252.2 | 336.1 | 173.1 | 5.3   | 6.5   | 3.9   | 38.4  | 48.3  | 28.5  | 196.2 | 290.5 | 109.8 | 623.2 | 878.4 | 400.2 | 1076.2 | 1566.3 | 718.3 |
| Iceland                            | 142.7 | 189.3 | 94.6  | 22.5  | 22.0  | 22.9  | 24.5  | 31.3  | 17.1  | 203.4 | 261.2 | 144.7 | 574.2 | 858.9 | 287.9 | 540.7  | 784.6  | 350.2 |
| Norway                             | 110.7 | 147.4 | 73.3  | 7.1   | 10.8  | 3.3   | 40.6  | 42.7  | 38.2  | 138.8 | 178.1 | 98.0  | 314.5 | 446.5 | 185.5 | 412.0  | 712.5  | 200.6 |
| Romania                            | 187.3 | 225.0 | 151.3 | 7.0   | 6.8   | 7.2   | 64.3  | 73.2  | 54.9  | 272.1 | 340.3 | 205.7 | 535.8 | 684.8 | 421.6 | 454.1  | 716.4  | 302.5 |
| Serbia                             | 99.6  | 132.3 | 68.4  | 28.8  | 38.3  | 18.8  | 41.1  | 61.5  | 20.0  | 145.4 | 191.4 | 102.1 | 234.2 | 328.4 | 157.4 | 155.9  | 228.4  | 108.5 |
| Spain, Andalusia                   | 131.6 | 174.0 | 90.3  | 8.9   | 11.9  | 5.7   | 42.8  | 53.2  | 32.0  | 160.3 | 224.9 | 96.6  | 409.2 | 579.1 | 256.9 | 433.5  | 641.2  | 296.9 |
| Spain, Aragon                      | 127.8 | 184.7 | 72.2  | 8.1   | 15.7  | 0     | 48.9  | 57.4  | 40.0  | 124.9 | 157.7 | 91.4  | 347.0 | 523.8 | 186.9 | 354.6  | 718.7  | 111.6 |
| Spain, Asturias                    | 155.7 | 208.3 | 107.5 | 6.6   | 12.8  | 0     | 49.3  | 58.8  | 39.7  | 127.2 | 203.8 | 54.4  | 481.3 | 643.0 | 342.6 | 335.1  | 491.5  | 242.5 |
| Spain, Basque country              | 114.8 | 167.6 | 65.3  | 12.4  | 14.4  | 10.2  | 45.4  | 53.1  | 37.7  | 111.4 | 160.3 | 64.0  | 331.8 | 514.6 | 171.4 | 263.0  | 514.0  | 108.0 |
| Spain, Canary Islands              | 159.7 | 198.0 | 122.0 | 4.9   | 9.6   | 0     | 55.4  | 48.8  | 62.0  | 186.6 | 219.2 | 153.6 | 508.4 | 681.2 | 347.6 | 554.8  | 926.5  | 290.4 |
| Spain, Cantabria *                 | 111.8 | 162.1 | 63.8  | 39.0  | 55.0  | 22.6  | 125.8 | 150.0 | 102.0 | 307.5 | 582.3 | 61.4  | 307.5 | 582.3 | 61.4  | 274.0  | 465.7  | 156.1 |
| Spain, Castile and León *          | 122.0 | 171.8 | 73.3  | 24.2  | 33.3  | 14.6  | 132.9 | 175.3 | 89.2  | 296.4 | 491.3 | 109.0 | 307.9 | 481.0 | 191.7 |        |        |       |
| Spain, Castile-La Mancha *         | 130.1 | 180.9 | 78.9  | 26.6  | 25.7  | 27.6  | 156.0 | 214.6 | 94.5  | 445.6 | 696.3 | 210.4 | 392.5 | 646.0 | 214.5 |        |        |       |
| Spain, Catalonia                   | 165.4 | 231.3 | 101.9 | 11.7  | 15.1  | 8.0   | 42.9  | 58.4  | 26.9  | 163.0 | 233.1 | 94.0  | 479.8 | 718.6 | 272.4 | 648.2  | 1101.3 | 359.3 |
| Spain, Community of Madrid         | 132.9 | 190.3 | 80.2  | 9.8   | 11.8  | 7.8   | 36.4  | 41.9  | 31.1  | 154.5 | 221.5 | 93.5  | 382.9 | 629.9 | 181.5 | 497.6  | 901.0  | 252.8 |
| Spain, Extremadura                 | 110.2 | 147.6 | 73.4  | 9.9   | 9.6   | 10.1  | 34.4  | 33.6  | 35.2  | 142.0 | 184.0 | 98.5  | 333.5 | 511.2 | 169.7 | 232.8  | 393.9  | 128.0 |
| Spain, Galicia                     | 153.7 | 214.2 | 97.2  | 7.0   | 9.0   | 4.8   | 46.1  | 60.2  | 31.8  | 168.5 | 229.1 | 110.2 | 428.3 | 664.8 | 219.4 | 304.2  | 482.5  | 190.8 |
| Spain, Murcia                      | 137.4 | 203.7 | 70.8  | 2.9   | 5.7   | 0     | 34.5  | 55.5  | 11.9  | 179.9 | 253.5 | 105.1 | 551.9 | 915.0 | 231.0 | 461.8  | 807.6  | 227.8 |
| Spain, Navarre *                   | 123.0 | 154.3 | 92.5  | 49.3  | 39.0  | 59.9  | 127.4 | 142.2 | 112.2 | 382.8 | 594.6 | 185.1 | 348.6 | 557.2 | 210.6 |        |        |       |
| Sweden                             | 115.8 | 155.9 | 75.5  | 10.4  | 13.4  | 7.1   | 41.3  | 57.2  | 24.5  | 139.5 | 181.2 | 96.9  | 296.0 | 394.1 | 201.1 | 376.5  | 622.6  | 194.5 |
| Switzerland                        | 97.5  | 125.8 | 69.7  | 5.9   | 5.7   | 6.1   | 29.9  | 32.7  | 27.1  | 97.9  | 126.2 | 69.3  | 279.9 | 408.3 | 161.8 | 371.6  | 565.7  | 240.3 |
| the Netherlands                    | 115.4 | 146.3 | 85.0  | 7.3   | 9.4   | 5.2   | 32.8  | 41.6  | 23.8  | 132.6 | 154.7 | 110.5 | 338.7 | 433.2 | 247.3 | 377.0  | 620.6  | 204.9 |
| United Kingdom, All countries * ¶  | 119.1 | 154.7 | 84.4  | 57.4  | 68.5  | 46.2  | 171.1 | 221.3 | 122.5 | 292.2 | 388.3 | 202.9 | 331.8 | 532.5 | 184.9 |        |        |       |
| United Kingdom, England * ¶        | 119.5 | 155.4 | 84.5  | 57.5  | 68.1  | 46.7  | 172.7 | 223.4 | 123.4 | 294.6 | 394.9 | 201.5 | 336.9 | 538.6 | 188.4 |        |        |       |
| United Kingdom, Northern Ireland * | 113.3 | 147.8 | 80.0  | 48.0  | 53.5  | 42.7  | 139.7 | 182.3 | 98.4  | 320.9 | 457.3 | 194.6 | 460.2 | 720.0 | 277.9 |        |        |       |
| United Kingdom, Scotland           | 117.8 | 145.1 | 91.9  | 12.1  | 18.6  | 5.3   | 55.7  | 64.4  | 47.3  | 180.0 | 229.6 | 133.3 | 256.8 | 274.4 | 240.8 | 250.0  | 411.0  | 139.4 |
| United Kingdom, Wales *            | 121.3 | 170.1 | 73.8  | 64.2  | 91.8  | 36.1  | 146.3 | 193.3 | 101.5 | 297.2 | 433.0 | 169.0 | 317.5 | 531.3 | 158.2 |        |        |       |

\* Patients younger than 20 years of age are not reported

¶ The incidence is underestimated by approximately 2% due to one centre not submitting data since 2014



Table B.2.3  
**Sex, mean age, and median age of incident patients**  
*at day 1*

|                                    | All |              |      |                |      |      | Men  |              |      |                |      |      | Women |              |      |                |      |      |
|------------------------------------|-----|--------------|------|----------------|------|------|------|--------------|------|----------------|------|------|-------|--------------|------|----------------|------|------|
|                                    | %   | Mean (years) | SD   | Median (years) | P25  | P75  | %    | Mean (years) | SD   | Median (years) | P25  | P75  | %     | Mean (years) | SD   | Median (years) | P25  | P75  |
| Austria                            | 100 | 65.7         | 14.6 | 68.8           | 57.8 | 76.2 | 66.4 | 65.5         | 14.4 | 68.4           | 57.8 | 76.3 | 33.6  | 66.1         | 15.1 | 69.4           | 58.0 | 76.0 |
| Belgium, Dutch-speaking *          | 100 | 70.6         | 14.2 | 73.4           | 62.8 | 81.3 | 65.9 | 70.6         | 14.0 | 73.1           | 63.5 | 81.1 | 34.1  | 70.5         | 14.4 | 74.0           | 61.9 | 81.6 |
| Belgium, French-speaking *         | 100 | 68.3         | 13.9 | 70.7           | 60.6 | 79.0 | 62.6 | 68.4         | 13.5 | 70.7           | 60.8 | 78.7 | 37.4  | 68.1         | 14.7 | 70.7           | 60.3 | 79.3 |
| Bosnia and Herzegovina             | 100 | 61.9         | 13.8 | 63.5           | 53.8 | 71.9 | 60.4 | 60.6         | 13.5 | 62.1           | 53.4 | 70.2 | 39.6  | 63.7         | 14.1 | 66.9           | 54.7 | 74.4 |
| Denmark                            | 100 | 63.8         | 16.1 | 67.5           | 55.1 | 75.9 | 66.6 | 64.2         | 16.1 | 68.2           | 54.8 | 76.2 | 33.4  | 63.1         | 16.2 | 65.6           | 55.9 | 75.7 |
| Estonia                            | 100 | 57.0         | 18.7 | 60.3           | 45.4 | 70.8 | 56.3 | 54.8         | 19.6 | 56.9           | 42.1 | 70.1 | 43.7  | 59.7         | 17.4 | 65.0           | 48.4 | 73.1 |
| Finland                            | 100 | 60.9         | 17.0 | 64.9           | 51.7 | 72.6 | 63.0 | 61.3         | 16.5 | 65.3           | 52.9 | 72.3 | 37.0  | 60.1         | 17.8 | 63.9           | 49.8 | 73.0 |
| France                             | 100 | 67.7         | 16.1 | 70.5           | 59.2 | 79.8 | 63.9 | 67.9         | 15.7 | 70.6           | 60.0 | 79.7 | 36.1  | 67.3         | 16.7 | 70.3           | 57.7 | 80.2 |
| Greece                             | 100 | 71.3         | 13.9 | 74.0           | 64.4 | 81.5 | 64.6 | 70.6         | 13.7 | 72.9           | 63.5 | 80.8 | 35.4  | 72.6         | 14.0 | 76.0           | 65.6 | 82.7 |
| Iceland                            | 100 | 62.2         | 17.3 | 66.3           | 51.3 | 71.5 | 67.3 | 62.5         | 17.5 | 66.7           | 51.3 | 71.5 | 32.7  | 61.5         | 17.5 | 64.6           | 52.6 | 74.5 |
| Norway                             | 100 | 63.5         | 16.3 | 66.9           | 53.6 | 75.2 | 67.1 | 64.7         | 16.0 | 68.3           | 55.6 | 76.0 | 32.9  | 60.9         | 16.5 | 64.0           | 49.3 | 74.2 |
| Romania                            | 100 | 62.3         | 14.4 | 64.3           | 54.4 | 72.5 | 58.7 | 62.2         | 14.2 | 63.7           | 53.6 | 72.1 | 41.3  | 62.6         | 14.7 | 65.1           | 55.3 | 72.9 |
| Serbia                             | 100 | 57.4         | 19.1 | 62.4           | 50.2 | 68.9 | 64.7 | 56.7         | 19.4 | 61.8           | 48.2 | 68.6 | 35.3  | 58.7         | 18.7 | 62.6           | 51.7 | 69.8 |
| Spain, Andalusia                   | 100 | 63.6         | 15.8 | 66.5           | 54.9 | 75.3 | 65.3 | 63.1         | 15.6 | 66.1           | 54.4 | 74.3 | 34.7  | 64.5         | 16.1 | 67.3           | 56.2 | 76.8 |
| Spain, Aragon                      | 100 | 64.5         | 16.1 | 68.6           | 52.3 | 77.3 | 71.4 | 65.9         | 16.2 | 69.8           | 58.6 | 77.6 | 28.6  | 61.1         | 15.6 | 62.9           | 47.9 | 73.5 |
| Spain, Asturias                    | 100 | 67.0         | 14.6 | 71.1           | 60.6 | 76.4 | 64.0 | 65.4         | 14.6 | 68.9           | 58.1 | 74.9 | 36.0  | 69.8         | 14.3 | 73.2           | 64.3 | 79.7 |
| Spain, Basque country              | 100 | 63.7         | 16.5 | 67.2           | 55.7 | 75.2 | 70.7 | 64.7         | 15.8 | 68.2           | 56.3 | 75.3 | 29.3  | 61.3         | 18.0 | 65.6           | 52.8 | 73.9 |
| Spain, Canary Islands              | 100 | 63.8         | 15.3 | 66.1           | 55.6 | 74.6 | 61.6 | 65.3         | 14.9 | 67.1           | 57.5 | 76.5 | 38.4  | 61.4         | 15.7 | 63.3           | 53.3 | 73.9 |
| Spain, Cantabria *                 | 100 | 64.7         | 13.8 | 67.5           | 57.8 | 75.0 | 70.8 | 64.9         | 14.3 | 68.1           | 58.0 | 74.8 | 29.2  | 64.3         | 13.1 | 63.4           | 55.4 | 76.6 |
| Spain, Castile and León *          | 100 | 67.3         | 13.0 | 68.9           | 58.3 | 77.4 | 69.6 | 67.3         | 12.5 | 68.5           | 59.3 | 76.5 | 30.4  | 67.5         | 14.2 | 70.4           | 55.9 | 79.2 |
| Spain, Castile-La Mancha *         | 100 | 66.2         | 13.4 | 68.5           | 57.3 | 76.9 | 69.8 | 66.6         | 12.9 | 68.7           | 58.5 | 76.5 | 30.2  | 65.4         | 14.6 | 67.4           | 54.6 | 77.3 |
| Spain, Catalonia                   | 100 | 66.7         | 15.7 | 70.3           | 58.2 | 78.3 | 68.6 | 66.6         | 15.3 | 69.8           | 58.3 | 77.9 | 31.4  | 66.8         | 16.5 | 71.1           | 57.9 | 79.3 |
| Spain, Community of Madrid         | 100 | 65.0         | 15.8 | 68.0           | 56.3 | 77.0 | 68.6 | 65.7         | 15.1 | 68.7           | 57.8 | 76.9 | 31.4  | 63.6         | 17.1 | 66.2           | 53.2 | 77.1 |
| Spain, Extremadura                 | 100 | 63.3         | 14.9 | 65.3           | 53.9 | 74.5 | 66.4 | 65.0         | 13.5 | 66.3           | 57.1 | 74.5 | 33.6  | 60.1         | 17.2 | 60.3           | 48.0 | 74.5 |
| Spain, Galicia                     | 100 | 65.2         | 14.0 | 68.0           | 57.2 | 75.3 | 67.3 | 65.1         | 14.0 | 68.1           | 57.0 | 74.5 | 32.7  | 65.4         | 14.3 | 67.8           | 57.3 | 76.6 |
| Spain, Murcia                      | 100 | 64.9         | 14.2 | 67.7           | 56.6 | 75.1 | 74.3 | 64.4         | 14.6 | 67.5           | 55.7 | 74.8 | 25.7  | 66.3         | 13.0 | 68.0           | 57.7 | 77.2 |
| Spain, Navarre *                   | 100 | 65.1         | 14.9 | 68.4           | 56.9 | 76.5 | 62.0 | 67.2         | 13.0 | 70.2           | 58.5 | 76.5 | 38.0  | 61.7         | 17.3 | 62.6           | 48.8 | 75.9 |
| Sweden                             | 100 | 63.8         | 17.1 | 67.7           | 54.9 | 76.2 | 67.6 | 64.0         | 17.3 | 67.8           | 54.9 | 76.9 | 32.4  | 63.6         | 16.7 | 67.4           | 54.9 | 75.3 |
| Switzerland                        | 100 | 65.5         | 16.2 | 68.8           | 56.4 | 77.6 | 64.0 | 65.8         | 15.6 | 68.8           | 57.4 | 77.5 | 36.0  | 64.9         | 17.1 | 69.1           | 56.1 | 77.9 |
| the Netherlands                    | 100 | 64.5         | 15.2 | 68.1           | 55.7 | 75.4 | 62.9 | 65.0         | 15.3 | 69.1           | 56.5 | 76.1 | 37.1  | 63.6         | 15.0 | 66.5           | 55.3 | 74.4 |
| United Kingdom, All countries *    | 100 | 61.8         | 15.6 | 63.9           | 51.3 | 74.0 | 64.1 | 62.4         | 15.5 | 64.3           | 52.2 | 74.6 | 35.9  | 60.8         | 15.7 | 63.1           | 49.8 | 73.1 |
| United Kingdom, England *          | 100 | 61.9         | 15.6 | 63.9           | 51.2 | 74.1 | 64.2 | 62.5         | 15.5 | 64.4           | 52.1 | 74.6 | 35.8  | 60.7         | 15.8 | 63.0           | 49.7 | 73.3 |
| United Kingdom, Northern Ireland * | 100 | 63.7         | 16.2 | 67.7           | 53.1 | 77.2 | 64.2 | 64.3         | 16.4 | 68.7           | 54.4 | 77.3 | 35.8  | 62.7         | 16.1 | 66.7           | 48.2 | 75.5 |
| United Kingdom, Scotland           | 100 | 59.3         | 16.3 | 61.9           | 50.4 | 72.2 | 59.9 | 59.3         | 16.8 | 61.4           | 50.7 | 72.7 | 40.1  | 59.2         | 15.7 | 62.3           | 50.4 | 71.0 |
| United Kingdom, Wales *            | 100 | 62.9         | 16.2 | 66.3           | 51.7 | 74.3 | 69.1 | 63.3         | 16.3 | 67.1           | 52.2 | 74.9 | 30.9  | 62.1         | 16.0 | 64.4           | 51.5 | 73.6 |

Categories may not add up because of missing values or rounding off

\* Patients younger than 20 years of age are not reported

Table B.2.4  
**Incidence per million population, adjusted**  
*at day 1, adjusted for age and sex*

|                                    | All   | Men   | Women |
|------------------------------------|-------|-------|-------|
|                                    | Pmp   | Pmp   | Pmp   |
| Austria                            | 129.3 | 174.9 | 85.8  |
| Belgium, Dutch-speaking *          | 172.0 | 226.1 | 120.3 |
| Belgium, French-speaking *         | 217.0 | 280.0 | 156.9 |
| Bosnia and Herzegovina             | 118.0 | 146.1 | 91.1  |
| Denmark                            | 130.6 | 173.7 | 89.5  |
| Estonia                            | 67.7  | 84.1  | 52.0  |
| Finland                            | 95.9  | 121.7 | 71.3  |
| France                             | 173.9 | 227.1 | 123.1 |
| Greece                             | 222.6 | 290.9 | 157.5 |
| Iceland                            | 171.3 | 226.7 | 118.4 |
| Norway                             | 119.4 | 159.3 | 81.3  |
| Romania                            | 190.7 | 235.5 | 148.0 |
| Serbia                             | 94.2  | 125.7 | 64.1  |
| Spain, Andalusia                   | 139.6 | 184.1 | 97.1  |
| Spain, Aragon                      | 119.3 | 172.1 | 69.0  |
| Spain, Asturias                    | 129.3 | 173.3 | 87.4  |
| Spain, Basque country              | 104.7 | 150.0 | 61.5  |
| Spain, Canary Islands              | 170.8 | 213.0 | 130.5 |
| Spain, Cantabria *                 | 106.7 | 154.5 | 61.1  |
| Spain, Castile and León *          | 101.6 | 141.1 | 63.9  |
| Spain, Castile-La Mancha *         | 132.8 | 187.1 | 81.1  |
| Spain, Catalonia                   | 168.4 | 235.2 | 104.6 |
| Spain, Community of Madrid         | 144.2 | 206.0 | 85.2  |
| Spain, Extremadura                 | 105.7 | 141.2 | 71.8  |
| Spain, Galicia                     | 133.0 | 182.9 | 85.3  |
| Spain, Murcia                      | 158.1 | 238.3 | 81.7  |
| Spain, Navarre *                   | 119.3 | 147.0 | 92.9  |
| Sweden                             | 115.2 | 154.3 | 77.8  |
| Switzerland                        | 98.6  | 126.3 | 72.3  |
| the Netherlands                    | 114.3 | 143.4 | 86.5  |
| United Kingdom, All countries * ¶  | 124.2 | 160.1 | 90.0  |
| United Kingdom, England * ¶        | 125.4 | 161.8 | 90.8  |
| United Kingdom, Northern Ireland * | 125.7 | 162.5 | 90.6  |
| United Kingdom, Scotland           | 118.1 | 145.0 | 92.5  |
| United Kingdom, Wales *            | 118.2 | 164.5 | 73.9  |

\* Patients younger than 20 years of age are not reported

¶ The incidence is underestimated by approximately 2% due to one centre not submitting data since 2014

Table B.2.5  
Incidence per million population and percentages by primary renal disease, unadjusted  
at day 1

|                                      | All   |     | GN   |      | PN   |      | PKD  |      | DM     |      |        |      |      |      | HT   |      | RVD  |      | Misc |      | Unkn |      | Missing |      |
|--------------------------------------|-------|-----|------|------|------|------|------|------|--------|------|--------|------|------|------|------|------|------|------|------|------|------|------|---------|------|
|                                      |       |     |      |      |      |      |      |      | Type 1 |      | Type 2 |      | Both |      |      |      |      |      |      |      |      |      |         |      |
|                                      | Pmp   | %   | Pmp  | %    | Pmp  | %    | Pmp  | %    | Pmp    | %    | Pmp    | %    | Pmp  | %    | Pmp  | %    | Pmp  | %    | Pmp  | %    | Pmp  | %    | Pmp     | %    |
| Austria                              | 129.3 | 100 | 14.2 | 11.0 | 3.3  | 2.6  | 7.2  | 5.6  | 3.3    | 2.6  | 31.8   | 24.6 | 35.1 | 27.2 | 11.7 | 9.1  | 15.7 | 12.2 | 28.2 | 21.8 | 13.8 | 10.7 | 0       | 0    |
| Belgium, Dutch-speaking *            | 182.5 | 100 | 19.1 | 10.5 | 5.2  | 2.8  | 9.0  | 4.9  | 3.5    | 1.9  | 35.5   | 19.4 | 39.0 | 21.4 | 19.0 | 10.4 | 8.7  | 4.8  | 69.4 | 38.0 | 13.1 | 7.2  | 0       | 0    |
| Belgium, French-speaking *           | 194.7 | 100 | 14.7 | 7.5  | 5.0  | 2.6  | 8.7  | 4.5  | 4.3    | 2.2  | 43.5   | 22.3 | 47.8 | 24.5 | 40.4 | 20.7 | 2.9  | 1.5  | 53.8 | 27.6 | 21.5 | 11.1 | 0       | 0    |
| Bosnia and Herzegovina               | 107.9 | 100 | 13.6 | 12.6 | 11.9 | 11.0 | 4.2  | 3.9  | 9.6    | 8.9  | 22.7   | 21.0 | 32.3 | 29.9 | 19.0 | 17.6 | 1.4  | 1.3  | 12.5 | 11.5 | 13.0 | 12.1 | 0       | 0    |
| Denmark                              | 130.7 | 100 | 13.2 | 10.1 | 8.4  | 6.4  | 6.5  | 5.0  | 7.9    | 6.0  | 26.1   | 20.0 | 34.0 | 26.0 | 20.1 | 15.4 | 2.4  | 1.8  | 23.9 | 18.3 | 22.2 | 17.0 | 0       | 0    |
| Estonia                              | 66.0  | 100 | 12.1 | 18.4 | 2.3  | 3.4  | 3.0  | 4.6  |        |      |        |      | 12.1 | 18.4 | 18.2 | 27.6 | 0.8  | 1.1  | 17.5 | 26.4 | 0    | 0    | 0       | 0    |
| Finland                              | 99.7  | 100 | 15.8 | 15.8 | 5.3  | 5.3  | 6.5  | 6.6  | 18.5   | 18.6 | 14.5   | 14.6 | 33.0 | 33.2 | 6.4  | 6.4  | 0.2  | 0.2  | 17.8 | 17.9 | 14.7 | 14.8 | 0       | 0    |
| France                               | 173.0 | 100 | 19.3 | 11.1 | 8.2  | 4.8  | 10.8 | 6.2  |        |      |        |      | 40.1 | 23.1 | 41.6 | 24.0 | 1.8  | 1.0  | 24.6 | 14.2 | 26.7 | 15.4 | 0       | 0    |
| Greece                               | 252.2 | 100 | 15.9 | 6.3  | 11.8 | 4.7  | 9.3  | 3.7  | 3.7    | 1.5  | 59.0   | 23.4 | 62.8 | 24.9 | 25.2 | 10.0 | 3.5  | 1.4  | 33.2 | 13.2 | 90.5 | 35.9 | 0       | 0    |
| Iceland                              | 142.7 | 100 | 14.6 | 10.2 | 2.9  | 2.0  | 5.8  | 4.1  | 5.8    | 4.1  | 5.8    | 4.1  | 11.6 | 8.2  | 46.6 | 32.7 | 8.7  | 6.1  | 26.2 | 18.4 | 20.4 | 14.3 | 5.8     | 4.1  |
| Norway                               | 110.7 | 100 | 18.6 | 16.8 | 4.2  | 3.8  | 9.1  | 8.2  | 6.3    | 5.7  | 13.5   | 12.2 | 19.7 | 17.8 | 31.6 | 28.6 | 0.9  | 0.9  | 23.7 | 21.4 | 2.5  | 2.2  | 0.4     | 0.3  |
| Romania                              | 187.3 | 100 | 15.4 | 8.2  | 6.9  | 3.7  | 3.6  | 1.9  |        |      |        |      | 24.0 | 12.8 | 13.6 | 7.2  | 0.7  | 0.4  | 29.9 | 16.0 | 93.2 | 49.7 | 0       | 0    |
| Serbia                               | 99.6  | 100 | 12.5 | 12.5 | 7.6  | 7.7  | 5.0  | 5.0  |        |      |        |      | 29.4 | 29.5 | 24.2 | 24.3 | 0.6  | 0.6  | 13.7 | 13.7 | 6.6  | 6.6  | 0       | 0    |
| Spain, Andalusia                     | 131.6 | 100 | 18.1 | 13.7 | 7.6  | 5.8  | 7.5  | 5.7  |        |      |        |      | 32.1 | 24.4 | 17.6 | 13.4 | 1.2  | 0.9  | 23.2 | 17.6 | 24.4 | 18.5 | 0       | 0    |
| Spain, Aragon                        | 127.8 | 100 | 19.0 | 14.9 | 8.4  | 6.5  | 7.6  | 6.0  | 3.0    | 2.4  | 31.2   | 24.4 | 34.2 | 26.8 | 19.8 | 15.5 | 0.8  | 0.6  | 16.7 | 13.1 | 21.3 | 16.7 | 0       | 0    |
| Spain, Asturias                      | 155.7 | 100 | 19.3 | 12.4 | 9.7  | 6.2  | 8.7  | 5.6  | 4.8    | 3.1  | 34.8   | 22.4 | 39.6 | 25.5 | 31.9 | 20.5 | 1.9  | 1.2  | 27.1 | 17.4 | 17.4 | 11.2 | 0       | 0    |
| Spain, Basque country                | 114.8 | 100 | 12.4 | 10.8 | 6.9  | 6.0  | 8.8  | 7.6  | 2.8    | 2.4  | 30.4   | 26.5 | 33.2 | 28.9 | 19.8 | 17.3 | 0    | 0    | 18.4 | 16.1 | 14.8 | 12.9 | 0.5     | 0.4  |
| Spain, Canary Islands                | 159.7 | 100 | 15.7 | 9.8  | 6.9  | 4.3  | 9.2  | 5.8  | 5.1    | 3.2  | 52.2   | 32.7 | 57.2 | 35.8 | 16.2 | 10.1 | 0.9  | 0.6  | 30.5 | 19.1 | 19.9 | 12.4 | 3.2     | 2.0  |
| Spain, Cantabria *                   | 111.8 | 100 | 22.4 | 20.0 | 8.6  | 7.7  | 8.6  | 7.7  | 0      | 0    | 22.4   | 20.0 | 22.4 | 20.0 | 17.2 | 15.4 | 6.9  | 6.2  | 8.6  | 7.7  | 3.4  | 3.1  | 13.8    | 12.3 |
| Spain, Castile and León * ‡          | 122.0 | 100 | 19.0 | 15.5 | 4.9  | 4.1  | 8.2  | 6.8  | 5.8    | 4.7  | 25.1   | 20.6 | 30.9 | 25.3 | 19.4 | 15.9 | 0    | 0    | 20.2 | 16.6 | 19.4 | 15.9 | 0       | 0    |
| Spain, Castile-La Mancha *           | 130.1 | 100 | 18.2 | 14.0 | 7.4  | 5.7  | 9.8  | 7.5  |        |      |        |      | 36.3 | 27.9 | 7.4  | 5.7  | 2.0  | 1.5  | 20.1 | 15.5 | 29.0 | 22.3 | 0       | 0    |
| Spain, Catalonia                     | 165.4 | 100 | 16.0 | 9.7  | 6.5  | 3.9  | 8.9  | 5.4  | 2.0    | 1.2  | 31.6   | 19.1 | 34.0 | 20.6 | 10.6 | 6.4  | 4.2  | 2.6  | 36.5 | 22.1 | 48.7 | 29.4 | 0       | 0    |
| Spain, Community of Madrid           | 132.9 | 100 | 18.3 | 13.8 | 6.3  | 4.7  | 9.5  | 7.2  | 2.5    | 1.8  | 32.6   | 24.5 | 35.0 | 26.4 | 18.4 | 13.9 | 2.0  | 1.5  | 32.4 | 24.4 | 10.9 | 8.2  | 0       | 0    |
| Spain, Extremadura                   | 110.2 | 100 | 17.6 | 16.0 | 8.3  | 7.6  | 9.3  | 8.4  |        |      |        |      | 26.9 | 24.4 | 7.4  | 6.7  | 3.7  | 3.4  | 13.0 | 11.8 | 24.1 | 21.8 | 0       | 0    |
| Spain, Galicia                       | 153.7 | 100 | 21.1 | 13.7 | 3.7  | 2.4  | 15.9 | 10.3 | 3.7    | 2.4  | 32.1   | 20.9 | 35.8 | 23.3 | 12.2 | 7.9  | 1.1  | 0.7  | 28.8 | 18.8 | 35.1 | 22.8 | 0       | 0    |
| Spain, Murcia                        | 137.4 | 100 | 23.8 | 17.3 | 4.8  | 3.5  | 8.8  | 6.4  |        |      |        |      | 33.3 | 24.3 | 15.6 | 11.4 | 6.8  | 5.0  | 16.3 | 11.9 | 27.9 | 20.3 | 0       | 0    |
| Spain, Navarre *                     | 123.0 | 100 | 14.0 | 11.4 | 3.1  | 2.5  | 12.5 | 10.1 | 3.1    | 2.5  | 24.9   | 20.3 | 28.0 | 22.8 | 28.0 | 22.8 | 0    | 0    | 17.1 | 13.9 | 20.2 | 16.5 | 0       | 0    |
| Sweden ‡                             | 115.8 | 100 | 15.3 | 13.2 | 5.0  | 4.3  | 8.7  | 7.5  | 7.4    | 6.4  | 20.9   | 18.0 | 28.2 | 24.4 | 23.5 | 20.3 | 1.1  | 0.9  | 25.2 | 21.7 | 8.9  | 7.7  | 0       | 0    |
| Switzerland                          | 97.5  | 100 | 13.8 | 14.2 | 2.2  | 2.3  | 5.2  | 5.3  | 3.8    | 3.9  | 15.1   | 15.5 | 18.9 | 19.4 | 20.6 | 21.1 | 2.7  | 2.8  | 25.9 | 26.6 | 8.0  | 8.3  | 0       | 0    |
| the Netherlands                      | 115.4 | 100 | 10.0 | 8.7  | 4.2  | 3.6  | 6.2  | 5.3  | 3.6    | 3.1  | 19.6   | 17.0 | 23.2 | 20.1 | 16.6 | 14.4 | 13.2 | 11.5 | 24.4 | 21.1 | 14.3 | 12.4 | 3.3     | 2.8  |
| United Kingdom, All countries * ¶ #  | 119.1 | 100 | 14.4 | 12.1 | 6.2  | 5.2  | 6.6  | 5.6  |        |      |        |      | 30.0 | 25.2 | 6.5  | 5.4  | 2.1  | 1.8  | 21.0 | 17.6 | 15.3 | 12.9 | 17.0    | 14.3 |
| United Kingdom, England * ¶ #        | 119.5 | 100 | 13.4 | 11.2 | 6.0  | 5.0  | 6.2  | 5.2  |        |      |        |      | 29.8 | 24.9 | 6.8  | 5.7  | 2.1  | 1.8  | 19.9 | 16.7 | 15.6 | 13.0 | 19.9    | 16.6 |
| United Kingdom, Northern Ireland * # | 113.3 | 100 | 15.0 | 13.2 | 8.0  | 7.1  | 7.5  | 6.6  |        |      |        |      | 26.7 | 23.6 | 3.7  | 3.3  |      |      | 19.2 | 17.0 | 23.0 | 20.3 | 8.0     | 7.1  |
| United Kingdom, Scotland             | 117.8 | 100 | 21.0 | 17.8 | 7.9  | 6.7  | 9.6  | 8.1  |        |      |        |      | 31.7 | 26.9 | 4.2  | 3.6  | 2.4  | 2.0  | 27.7 | 23.5 | 13.1 | 11.1 | 0.2     | 0.2  |
| United Kingdom, Wales * #            | 121.3 | 100 | 20.5 | 16.9 | 6.7  | 5.5  | 9.0  | 7.4  |        |      |        |      | 33.6 | 27.7 | 5.8  | 4.7  |      |      | 31.0 | 25.6 | 12.2 | 10.0 |         |      |

Abbreviations used: GN: glomerulonephritis/sclerosis; PN: pyelonephritis; PKD: polycystic kidneys, adult type; DM: diabetes mellitus; HT: hypertension; RVD: renal vascular disease; Misc: miscellaneous; Unkn: unknown  
Categories may not add up because of rounding off or a limited number of cases (<10%) with diabetes mellitus type unknown; When cells are left empty, (complete) data are unavailable

\* Patients younger than 20 years of age are not reported

‡ Mapping the 2018 Primary Renal Disease (PRD) codes to the old PRD codes results in a different distribution of PRD groups

¶ The incidence is underestimated by approximately 2% due to one centre not submitting data since 2014

# Values based on 1 to 5 patients are suppressed

Table B.2.6  
**Incidence per million population by primary renal disease, adjusted**  
*at day 1, adjusted for age and sex*

|                                      | All   | GN   | PN   | PKD  | DM     |        |      | HT   | RVD  | Misc | Unkn | Missing |
|--------------------------------------|-------|------|------|------|--------|--------|------|------|------|------|------|---------|
|                                      | Pmp   | Pmp  | Pmp  | Pmp  | Type 1 | Type 2 | Both | Pmp  | Pmp  | Pmp  | Pmp  | Pmp     |
|                                      |       |      |      |      | Pmp    | Pmp    | Pmp  |      |      |      |      |         |
| Austria                              | 129.3 | 14.1 | 3.3  | 7.0  | 3.2    | 31.9   | 35.2 | 11.8 | 16.0 | 28.2 | 13.8 | 0       |
| Belgium, Dutch-speaking *            | 172.0 | 18.4 | 4.8  | 8.8  | 3.6    | 33.5   | 37.1 | 17.6 | 7.8  | 65.0 | 12.5 | 0       |
| Belgium, French-speaking *           | 217.0 | 15.9 | 5.6  | 9.4  | 4.6    | 48.6   | 53.2 | 45.9 | 3.4  | 59.6 | 24.1 | 0       |
| Bosnia and Herzegovina               | 118.0 | 13.8 | 14.0 | 4.1  | 10.4   | 24.7   | 35.2 | 20.9 | 1.5  | 14.1 | 14.4 | 0       |
| Denmark                              | 130.6 | 13.3 | 8.4  | 6.6  | 8.2    | 25.6   | 33.8 | 20.1 | 2.4  | 23.4 | 22.6 | 0       |
| Estonia                              | 67.7  | 12.9 | 2.3  | 3.2  |        |        | 12.6 | 18.5 | 0.7  | 17.5 | 0    | 0       |
| Finland                              | 95.9  | 15.0 | 4.9  | 6.8  | 19.1   | 13.2   | 32.4 | 5.8  | 0.2  | 16.7 | 14.0 | 0       |
| France                               | 173.9 | 19.9 | 8.3  | 11.2 |        |        | 40.4 | 41.0 | 1.8  | 24.9 | 26.4 | 0       |
| Greece                               | 222.6 | 14.9 | 10.3 | 8.9  | 3.7    | 52.7   | 56.4 | 22.2 | 3.0  | 29.4 | 77.5 | 0       |
| Iceland                              | 171.3 | 17.1 | 3.2  | 6.7  | 6.5    | 6.6    | 13.1 | 58.1 | 10.1 | 28.6 | 27.1 | 7.3     |
| Norway                               | 119.4 | 19.5 | 4.6  | 10.1 | 6.6    | 14.4   | 21.0 | 34.9 | 1.1  | 25.1 | 2.8  | 0.4     |
| Romania                              | 190.7 | 15.6 | 7.0  | 3.8  |        |        | 23.9 | 14.0 | 0.8  | 30.6 | 95.0 | 0       |
| Serbia                               | 94.2  | 11.8 | 7.5  | 4.8  |        |        | 27.6 | 23.0 | 0.5  | 12.9 | 6.1  | 0       |
| Spain, Andalusia                     | 139.6 | 18.6 | 7.9  | 7.5  |        |        | 34.5 | 18.9 | 1.3  | 24.4 | 26.4 | 0       |
| Spain, Aragon                        | 119.3 | 17.9 | 8.1  | 7.2  | 3.0    | 29.8   | 32.8 | 17.2 | 0.5  | 15.9 | 19.7 | 0       |
| Spain, Asturias                      | 129.3 | 17.5 | 8.6  | 7.0  | 4.3    | 28.1   | 32.5 | 24.7 | 1.2  | 23.1 | 14.7 | 0       |
| Spain, Basque country                | 104.7 | 12.2 | 6.5  | 8.1  | 2.6    | 26.9   | 29.6 | 17.4 | 0    | 16.9 | 13.5 | 0.4     |
| Spain, Canary Islands                | 170.8 | 15.1 | 7.3  | 9.2  | 4.7    | 58.4   | 63.2 | 18.0 | 1.0  | 32.8 | 21.2 | 3.1     |
| Spain, Cantabria *                   | 106.7 | 22.5 | 8.3  | 7.7  | 0      | 21.1   | 21.1 | 15.9 | 6.6  | 8.2  | 3.1  | 13.4    |
| Spain, Castile and León * ‡          | 101.6 | 16.8 | 3.9  | 7.3  | 5.7    | 20.0   | 25.7 | 15.1 | 0    | 17.5 | 15.1 | 0       |
| Spain, Castile-La Mancha *           | 132.8 | 18.8 | 7.4  | 10.4 |        |        | 36.8 | 7.2  | 2.0  | 20.7 | 29.6 | 0       |
| Spain, Catalonia                     | 168.4 | 15.9 | 6.7  | 8.8  | 1.9    | 32.8   | 35.1 | 10.8 | 4.2  | 37.4 | 49.4 | 0       |
| Spain, Community of Madrid           | 144.2 | 19.6 | 7.0  | 9.7  | 2.2    | 36.4   | 38.6 | 20.0 | 2.3  | 35.3 | 11.7 | 0       |
| Spain, Extremadura                   | 105.7 | 17.1 | 8.5  | 8.6  |        |        | 26.0 | 6.9  | 3.3  | 12.9 | 22.4 | 0       |
| Spain, Galicia                       | 133.0 | 18.5 | 3.2  | 14.4 | 3.4    | 28.1   | 31.6 | 14.4 | 0.9  | 25.1 | 29.3 | 0       |
| Spain, Murcia                        | 158.1 | 26.2 | 5.6  | 9.7  |        |        | 38.7 | 18.5 | 8.3  | 18.4 | 32.8 | 0       |
| Spain, Navarre *                     | 119.3 | 13.5 | 3.2  | 13.1 | 3.0    | 25.1   | 28.1 | 26.3 | 0    | 15.7 | 19.4 | 0       |
| Sweden ‡                             | 115.2 | 15.5 | 4.7  | 9.1  | 7.8    | 20.5   | 28.2 | 22.7 | 1.1  | 25.0 | 8.8  | 0       |
| Switzerland                          | 98.6  | 13.7 | 2.2  | 5.2  | 3.8    | 15.4   | 19.2 | 21.0 | 2.7  | 26.1 | 8.3  | 0       |
| the Netherlands                      | 114.3 | 9.9  | 4.2  | 6.1  | 3.6    | 19.3   | 22.9 | 16.7 | 13.1 | 23.8 | 14.4 | 3.2     |
| United Kingdom, All countries * ¶ #  | 124.2 | 14.9 | 6.3  | 7.0  |        |        | 31.5 | 6.7  | 2.2  | 21.8 | 16.0 | 17.8    |
| United Kingdom, England * ¶ #        | 125.4 | 13.9 | 6.2  | 6.6  |        |        | 31.5 | 7.1  | 2.2  | 20.8 | 16.3 | 20.9    |
| United Kingdom, Northern Ireland * # | 125.7 | 16.5 | 8.9  | 8.4  |        |        | 29.1 | 4.4  |      | 21.4 | 25.8 | 8.9     |
| United Kingdom, Scotland             | 118.1 | 21.0 | 7.9  | 9.8  |        |        | 31.8 | 4.2  | 2.4  | 27.6 | 13.2 | 0.2     |
| United Kingdom, Wales * #            | 118.2 | 20.3 | 6.6  | 9.5  |        |        | 33.4 | 5.2  |      | 29.2 | 11.5 |         |

Abbreviations used: GN: glomerulonephritis/sclerosis; PN: pyelonephritis; PKD: polycystic kidneys, adult type; DM: diabetes mellitus; HT: hypertension; RVD: renal vascular disease; Misc: miscellaneous; Unkn: unknown  
 Categories may not add up because of rounding off or a limited number of cases (<10%) with diabetes mellitus type unknown; When cells are left empty, (complete) data are unavailable

\* Patients younger than 20 years of age are not reported

‡ Mapping the 2018 Primary Renal Disease (PRD) codes to the old PRD codes results in a different distribution of PRD groups

¶ The incidence is underestimated by approximately 2% due to one centre not submitting data since 2014

# Values based on 1 to 5 patients are suppressed

Table B.2.7  
Incident counts by treatment modality  
at day 1

|                                       | All   | Haemodialysis      |         |              |    |      |                 | Peritoneal dialysis |      |              |          | Preemptive kidney transplant |                |              |          | Unkn | Missing |
|---------------------------------------|-------|--------------------|---------|--------------|----|------|-----------------|---------------------|------|--------------|----------|------------------------------|----------------|--------------|----------|------|---------|
|                                       |       | HD hospital/centre | HD home | HD type Unkn | HF | HDF  | Total HD/HF/HDF | APD                 | CAPD | PD type Unkn | Total PD | Living donor                 | Deceased donor | Tx type Unkn | Total Tx |      |         |
|                                       |       | N                  | N       | N            | N  | N    | N               | N                   | N    | N            | N        | N                            | N              | N            | N        |      |         |
| Austria                               | 1134  | 904                | 0       | 23           | 11 | 66   | 1004            | 19                  | 75   | 6            | 100      | 20                           | 10             | 0            | 30       | 0    | 0       |
| Belgium, Dutch-speaking *             | 1194  | 779                | 4       | 0            | 2  | 246  | 1031            | 58                  | 81   | 0            | 139      | 10                           | 14             | 0            | 24       | 0    | 0       |
| Belgium, French-speaking *            | 941   | 556                | 10      | 0            | 19 | 236  | 821             | 29                  | 62   | 0            | 91       | 10                           | 19             | 0            | 29       | 0    | 0       |
| Bosnia and Herzegovina                | 381   | 346                | 0       | 0            | 0  | 26   | 372             | 0                   | 9    | 0            | 9        | 0                            | 0              | 0            | 0        | 0    | 0       |
| Denmark &                             | 761   | 461                | 2       | 0            |    |      | 463             | 91                  | 136  | 5            | 232      | 27                           | 39             | 0            | 66       | 0    | 0       |
| Estonia                               | 87    | 65                 | 0       | 0            | 0  | 0    | 65              | 7                   | 14   | 0            | 21       | 0                            | 1              | 0            | 1        | 0    | 0       |
| Finland                               | 549   | 381                | 13      | 0            | 0  | 1    | 395             | 40                  | 103  | 0            | 143      | 7                            | 4              | 0            | 11       | 0    | 0       |
| France                                | 11571 | 7720               | 3       | 8            | 21 | 2088 | 9840            | 263                 | 906  | 1            | 1170     | 206                          | 355            | 0            | 561      | 0    | 0       |
| Greece                                | 2712  | 2552               | 0       | 0            | 0  | 11   | 2563            | 29                  | 113  | 0            | 142      | 7                            | 0              | 0            | 7        | 0    | 0       |
| Iceland                               | 49    | 29                 | 0       | 0            |    |      | 29              | 0                   | 0    | 15           | 15       | 5                            | 0              | 0            | 5        | 0    | 0       |
| Norway                                | 584   | 364                | 0       | 0            |    |      | 364             |                     |      | 147          | 147      | 40                           | 33             | 0            | 73       | 0    | 0       |
| Romania                               | 3559  | 3475               | 0       | 0            | 1  | 1    | 3477            | 1                   | 67   | 0            | 68       | 7                            | 7              | 0            | 14       | 0    | 0       |
| Serbia                                | 678   | 515                | 5       | 2            | 0  | 36   | 558             | 1                   | 94   | 0            | 95       | 1                            | 24             | 0            | 25       | 0    | 0       |
| Spain, Andalusia                      | 1107  | 882                | 2       | 0            |    |      | 884             |                     |      | 158          | 158      | 24                           | 41             | 0            | 65       | 0    | 0       |
| Spain, Aragon                         | 168   | 105                | 0       | 0            |    | 18   | 123             | 5                   | 25   | 0            | 30       | 9                            | 6              | 0            | 15       | 0    | 0       |
| Spain, Asturias                       | 161   | 119                | 0       | 0            |    | 0    | 119             | 13                  | 25   | 0            | 38       | 2                            | 2              | 0            | 4        | 0    | 0       |
| Spain, Basque country                 | 249   | 181                | 3       | 0            |    |      | 184             | 2                   | 52   | 0            | 54       | 8                            | 3              | 0            | 11       | 0    | 0       |
| Spain, Canary Islands                 | 346   | 288                | 0       | 0            | 0  | 0    | 288             | 0                   | 0    | 53           | 53       | 4                            | 0              | 1            | 5        | 0    | 0       |
| Spain, Cantabria *                    | 65    | 50                 | 0       | 0            |    |      | 50              | 2                   | 9    | 0            | 11       | 2                            | 2              | 0            | 4        | 0    | 0       |
| Spain, Castile and León *             | 296   | 227                | 1       | 0            |    |      | 228             | 26                  | 33   | 0            | 59       | 5                            | 2              | 2            | 9        | 0    | 0       |
| Spain, Castile-La Mancha *            | 265   | 203                | 1       | 0            |    |      | 204             | 8                   | 48   | 0            | 56       | 1                            | 4              | 0            | 5        | 0    | 0       |
| Spain, Catalonia                      | 1250  | 789                | 0       | 0            |    | 200  | 989             | 21                  | 152  | 0            | 173      | 67                           | 21             | 0            | 88       | 0    | 0       |
| Spain, Community of Madrid            | 865   | 686                | 0       | 0            |    |      | 686             | 31                  | 113  | 0            | 144      | 13                           | 22             | 0            | 35       | 0    | 0       |
| Spain, Extremadura                    | 119   | 100                | 1       | 0            |    |      | 101             | 7                   | 8    | 0            | 15       | 0                            | 0              | 0            | 0        | 0    | 3       |
| Spain, Galicia                        | 416   | 302                | 7       | 0            | 0  | 0    | 309             | 3                   | 89   | 0            | 92       | 14                           | 1              | 0            | 15       | 0    | 0       |
| Spain, Murcia                         | 202   | 177                | 0       | 0            | 0  | 0    | 177             | 1                   | 20   | 0            | 21       | 4                            | 0              | 0            | 4        | 0    | 0       |
| Spain, Navarre *                      | 79    | 55                 | 1       | 0            |    |      | 56              | 20                  | 1    | 0            | 21       | 1                            | 1              | 0            | 2        | 0    | 0       |
| Sweden                                | 1165  | 692                | 10      | 0            |    |      | 702             |                     |      | 371          | 371      | 48                           | 44             | 0            | 92       | 0    | 0       |
| Switzerland                           | 824   | 634                | 8       | 13           | 0  | 0    | 655             | 30                  | 74   | 0            | 104      | 49                           | 16             | 0            | 65       | 0    | 0       |
| the Netherlands                       | 1839  | 1285               | 1       | 0            |    | 5    | 1291            | 78                  | 229  | 0            | 307      | 211                          | 29             | 0            | 240      | 1    | 0       |
| United Kingdom, All countries * ¶ § # | 7865  | 4953               | 19      |              | 15 | 678  | 5666            | 657                 | 842  | 16           | 1515     | 302                          | 351            | 31           | 684      | 0    | 0       |
| United Kingdom, England * ¶ #         | 6649  | 4061               | 17      |              | 14 | 661  | 4754            | 572                 | 731  | 16           | 1319     | 240                          | 305            | 31           | 576      | 0    | 0       |
| United Kingdom, Northern Ireland * #  | 212   | 135                |         | 0            |    |      | 139             | 29                  |      | 0            | 32       | 33                           | 8              | 0            | 41       | 0    | 0       |
| United Kingdom, Scotland              | 639   | 501                | 0       | 0            |    |      | 501             | 35                  | 49   | 0            | 84       | 25                           | 29             | 0            | 54       | 0    | 0       |
| United Kingdom, Wales * #             | 379   | 263                |         | 0            | 0  | 15   | 279             | 24                  | 59   | 0            | 83       | 6                            | 11             | 0            | 17       | 0    | 0       |

Abbreviations used: HD: haemodialysis; Unkn: unknown; HF: haemofiltration; HDF: haemodiafiltration; APD: automated peritoneal dialysis; CAPD: continuous ambulatory peritoneal dialysis; PD: peritoneal dialysis; Tx: transplant

When cells are left empty, (complete) data are unavailable

\* Patients younger than 20 years of age are not reported

& No distinction is made between HD and HDF

|| The incidence of pre-emptive transplantation is underestimated by approximately 30%

¶ The incidence is underestimated by approximately 2% due to one centre not submitting data since 2014

§ HDF is not accurately captured from some units and so usage may be an underestimate for the UK

# Values based on 1 to 5 patients are suppressed

Table B.2.8  
Incidence per million population by treatment modality, unadjusted  
at day 1

|                                       | Incidence per million population by treatment modality, unadjusted at day 1 |                    |         |              |     |      |                 |                     |      |              |          |                              |                |              |          |     | Unkn | Missing |
|---------------------------------------|-----------------------------------------------------------------------------|--------------------|---------|--------------|-----|------|-----------------|---------------------|------|--------------|----------|------------------------------|----------------|--------------|----------|-----|------|---------|
|                                       | All                                                                         | Haemodialysis      |         |              |     |      |                 | Peritoneal dialysis |      |              |          | Preemptive kidney transplant |                |              |          |     |      |         |
|                                       | Pmp                                                                         | HD hospital/centre | HD home | HD type Unkn | HF  | HDF  | Total HD/HF/HDF | APD                 | CAPD | PD type Unkn | Total PD | Living donor                 | Deceased donor | Tx type Unkn | Total Tx |     |      |         |
| Austria                               | 129.3                                                                       | 103.0              | 0       | 2.6          | 1.3 | 7.5  | 114.4           | 2.2                 | 8.5  | 0.7          | 11.4     | 2.3                          | 1.1            | 0            | 3.4      | 0   | 0    |         |
| Belgium, Dutch-speaking *             | 182.5                                                                       | 119.1              | 0.6     | 0            | 0.3 | 37.6 | 157.6           | 8.9                 | 12.4 | 0            | 21.2     | 1.5                          | 2.1            | 0            | 3.7      | 0   | 0    |         |
| Belgium, French-speaking *            | 194.7                                                                       | 115.1              | 2.1     | 0            | 3.9 | 48.8 | 169.9           | 6.0                 | 12.8 | 0            | 18.8     | 2.1                          | 3.9            | 0            | 6.0      | 0   | 0    |         |
| Bosnia and Herzegovina                | 107.9                                                                       | 98.0               | 0       | 0            | 0   | 7.4  | 105.3           | 0                   | 2.5  | 0            | 2.5      | 0                            | 0              | 0            | 0        | 0   | 0    |         |
| Denmark &                             | 130.7                                                                       | 79.2               | 0.3     | 0            |     |      | 79.5            | 15.6                | 23.4 | 0.9          | 39.9     | 4.6                          | 6.7            | 0            | 11.3     | 0   | 0    |         |
| Estonia                               | 66.0                                                                        | 49.3               | 0       | 0            | 0   | 0    | 49.3            | 5.3                 | 10.6 | 0            | 15.9     | 0                            | 0.8            | 0            | 0.8      | 0   | 0    |         |
| Finland                               | 99.7                                                                        | 69.2               | 2.4     | 0            | 0   | 0.2  | 71.7            | 7.3                 | 18.7 | 0            | 26.0     | 1.3                          | 0.7            | 0            | 2.0      | 0   | 0    |         |
| France                                | 173.0                                                                       | 115.5              | 0       | 0.1          | 0.3 | 31.2 | 147.2           | 3.9                 | 13.5 | 0            | 17.5     | 3.1                          | 5.3            | 0            | 8.4      | 0   | 0    |         |
| Greece                                | 252.2                                                                       | 237.3              | 0       | 0            | 0   | 1.0  | 238.3           | 2.7                 | 10.5 | 0            | 13.2     | 0.7                          | 0              | 0            | 0.7      | 0   | 0    |         |
| Iceland                               | 142.7                                                                       | 84.4               | 0       | 0            |     |      | 84.4            | 0                   | 0    | 43.7         | 43.7     | 14.6                         | 0              | 0            | 14.6     | 0   | 0    |         |
| Norway                                | 110.7                                                                       | 69.0               | 0       | 0            |     |      | 69.0            |                     |      | 27.9         | 27.9     | 7.6                          | 6.3            | 0            | 13.8     | 0   | 0    |         |
| Romania                               | 187.3                                                                       | 182.9              | 0       | 0            | 0.1 | 0.1  | 183.0           | 0.1                 | 3.5  | 0            | 3.6      | 0.4                          | 0.4            | 0            | 0.7      | 0   | 0    |         |
| Serbia                                | 99.6                                                                        | 75.6               | 0.7     | 0.3          | 0   | 5.3  | 81.9            | 0.1                 | 13.8 | 0            | 13.9     | 0.1                          | 3.5            | 0            | 3.7      | 0   | 0    |         |
| Spain, Andalusia                      | 131.6                                                                       | 104.9              | 0.2     | 0            |     |      | 105.1           |                     |      | 18.8         | 18.8     | 2.9                          | 4.9            | 0            | 7.7      | 0   | 0    |         |
| Spain, Aragon                         | 127.8                                                                       | 79.9               | 0       | 0            |     | 13.7 | 93.6            | 3.8                 | 19.0 | 0            | 22.8     | 6.8                          | 4.6            | 0            | 11.4     | 0   | 0    |         |
| Spain, Asturias                       | 155.7                                                                       | 115.1              | 0       | 0            |     | 0    | 115.1           | 12.6                | 24.2 | 0            | 36.7     | 1.9                          | 1.9            | 0            | 3.9      | 0   | 0    |         |
| Spain, Basque country                 | 114.8                                                                       | 83.4               | 1.4     | 0            |     |      | 84.8            | 0.9                 | 24.0 | 0            | 24.9     | 3.7                          | 1.4            | 0            | 5.1      | 0   | 0    |         |
| Spain, Canary Islands                 | 159.7                                                                       | 133.0              | 0       | 0            | 0   | 0    | 133.0           | 0                   | 0    | 24.5         | 24.5     | 1.8                          | 0              | 0.5          | 2.3      | 0   | 0    |         |
| Spain, Cantabria *                    | 111.8                                                                       | 86.0               | 0       | 0            |     |      | 86.0            | 3.4                 | 15.5 | 0            | 18.9     | 3.4                          | 3.4            | 0            | 6.9      | 0   | 0    |         |
| Spain, Castile and León *             | 122.0                                                                       | 93.5               | 0.4     | 0            |     |      | 93.9            | 10.7                | 13.6 | 0            | 24.3     | 2.1                          | 0.8            | 0.8          | 3.7      | 0   | 0    |         |
| Spain, Castile-La Mancha *            | 130.1                                                                       | 99.7               | 0.5     | 0            |     |      | 100.2           | 3.9                 | 23.6 | 0            | 27.5     | 0.5                          | 2.0            | 0            | 2.5      | 0   | 0    |         |
| Spain, Catalonia                      | 165.4                                                                       | 104.4              | 0       | 0            |     | 26.5 | 130.9           | 2.8                 | 20.1 | 0            | 22.9     | 8.9                          | 2.8            | 0            | 11.6     | 0   | 0    |         |
| Spain, Community of Madrid            | 132.9                                                                       | 105.4              | 0       | 0            |     |      | 105.4           | 4.8                 | 17.4 | 0            | 22.1     | 2.0                          | 3.4            | 0            | 5.4      | 0   | 0    |         |
| Spain, Extremadura                    | 110.2                                                                       | 92.6               | 0.9     | 0            |     |      | 93.5            | 6.5                 | 7.4  | 0            | 13.9     | 0                            | 0              | 0            | 0        | 0   | 2.8  |         |
| Spain, Galicia                        | 153.7                                                                       | 111.6              | 2.6     | 0            | 0   | 0    | 114.2           | 1.1                 | 32.9 | 0            | 34.0     | 5.2                          | 0.4            | 0            | 5.5      | 0   | 0    |         |
| Spain, Murcia                         | 137.4                                                                       | 120.4              | 0       | 0            | 0   | 0    | 120.4           | 0.7                 | 13.6 | 0            | 14.3     | 2.7                          | 0              | 0            | 2.7      | 0   | 0    |         |
| Spain, Navarre *                      | 123.0                                                                       | 85.7               | 1.6     | 0            |     |      | 87.2            | 31.1                | 1.6  | 0            | 32.7     | 1.6                          | 1.6            | 0            | 3.1      | 0   | 0    |         |
| Sweden                                | 115.8                                                                       | 68.8               | 1.0     | 0            |     |      | 69.8            |                     |      | 36.9         | 36.9     | 4.8                          | 4.4            | 0            | 9.1      | 0   | 0    |         |
| Switzerland                           | 97.5                                                                        | 75.0               | 0.9     | 1.5          | 0   | 0    | 77.5            | 3.5                 | 8.8  | 0            | 12.3     | 5.8                          | 1.9            | 0            | 7.7      | 0   | 0    |         |
| the Netherlands                       | 115.4                                                                       | 80.7               | 0.1     | 0            |     | 0.3  | 81.0            | 4.9                 | 14.4 | 0            | 19.3     | 13.2                         | 1.8            | 0            | 15.1     | 0.1 | 0    |         |
| United Kingdom, All countries * ¶ § # | 119.1                                                                       | 75.0               | 0.3     |              | 0.2 | 10.3 | 85.8            | 9.9                 | 12.7 | 0.2          | 22.9     | 4.6                          | 5.3            | 0.5          | 10.4     | 0   | 0    |         |
| United Kingdom, England * ¶ #         | 119.5                                                                       | 73.0               | 0.3     |              | 0.3 | 11.9 | 85.5            | 10.3                | 13.1 | 0.3          | 23.7     | 4.3                          | 5.5            | 0.6          | 10.4     | 0   | 0    |         |
| United Kingdom, Northern Ireland * #  | 113.3                                                                       | 72.2               |         | 0            |     |      | 74.3            | 15.5                |      | 0            | 17.1     | 17.6                         | 4.3            | 0            | 21.9     | 0   | 0    |         |
| United Kingdom, Scotland              | 117.8                                                                       | 92.4               | 0       | 0            |     |      | 92.4            | 6.5                 | 9.0  | 0            | 15.5     | 4.6                          | 5.3            | 0            | 10.0     | 0   | 0    |         |
| United Kingdom, Wales * #             | 121.3                                                                       | 84.2               |         | 0            | 0   | 4.8  | 89.3            | 7.7                 | 18.9 | 0            | 26.6     | 1.9                          | 3.5            | 0            | 5.4      | 0   | 0    |         |

Abbreviations used: HD: haemodialysis; Unkn: unknown; HF: haemofiltration; HDF: haemodiafiltration; APD: automated peritoneal dialysis; CAPD: continuous ambulatory peritoneal dialysis; PD: peritoneal dialysis; Tx: transplant  
Categories may not add up because of rounding off; When cells are left empty, (complete) data are unavailable

\* Patients younger than 20 years of age are not reported

& No distinction is made between HD and HDF

|| The incidence of pre-emptive transplantation is underestimated by approximately 30%

¶ The incidence is underestimated by approximately 2% due to one centre not submitting data since 2014

§ HDF is not accurately captured from some units and so usage may be an underestimate for the UK

# Values based on 1 to 5 patients are suppressed

Table B.2.9  
**Incidence per million population by treatment modality, adjusted**  
*at day 1, adjusted for age and sex*

|                                       | All   | Haemodialysis      |         |              |     |      |                 | Peritoneal dialysis |      |              |          | Preemptive kidney transplant |                |              |          | Unkn | Missing |
|---------------------------------------|-------|--------------------|---------|--------------|-----|------|-----------------|---------------------|------|--------------|----------|------------------------------|----------------|--------------|----------|------|---------|
|                                       |       | HD hospital/centre | HD home | HD type Unkn | HF  | HDF  | Total HD/HF/HDF | APD                 | CAPD | PD type Unkn | Total PD | Living donor                 | Deceased donor | Tx type Unkn | Total Tx |      |         |
|                                       | Pmp   | Pmp                | Pmp     | Pmp          | Pmp | Pmp  | Pmp             | Pmp                 | Pmp  | Pmp          | Pmp      | Pmp                          | Pmp            | Pmp          | Pmp      | Pmp  | Pmp     |
| Austria                               | 129.3 | 103.2              | 0       | 2.7          | 1.2 | 7.5  | 114.7           | 2.1                 | 8.4  | 0.7          | 11.2     | 2.3                          | 1.2            | 0            | 3.4      | 0    | 0       |
| Belgium, Dutch-speaking *             | 172.0 | 112.0              | 0.6     | 0            | 0.3 | 35.2 | 148.1           | 8.7                 | 11.6 | 0            | 20.3     | 1.5                          | 2.1            | 0            | 3.6      | 0    | 0       |
| Belgium, French-speaking *            | 217.0 | 128.6              | 2.3     | 0            | 4.4 | 54.4 | 189.7           | 6.7                 | 14.4 | 0            | 21.1     | 2.2                          | 4.1            | 0            | 6.3      | 0    | 0       |
| Bosnia and Herzegovina                | 118.0 | 108.0              | 0       | 0            | 0   | 7.3  | 115.4           | 0                   | 2.6  | 0            | 2.6      | 0                            | 0              | 0            | 0        | 0    | 0       |
| Denmark &                             | 130.6 | 78.6               | 0.3     | 0            |     |      | 78.9            | 15.5                | 23.7 | 0.9          | 40.2     | 4.7                          | 6.8            | 0            | 11.5     | 0    | 0       |
| Estonia                               | 67.7  | 50.8               | 0       | 0            | 0   | 0    | 50.8            | 5.6                 | 10.5 | 0            | 16.1     | 0                            | 0.8            | 0            | 0.8      | 0    | 0       |
| Finland                               | 95.9  | 66.0               | 2.5     | 0            | 0   | 0.2  | 68.7            | 7.2                 | 17.9 | 0            | 25.2     | 1.3                          | 0.8            | 0            | 2.0      | 0    | 0       |
| France                                | 173.9 | 115.8              | 0.1     | 0.1          | 0.3 | 31.4 | 147.6           | 4.0                 | 13.5 | 0            | 17.5     | 3.2                          | 5.6            | 0            | 8.8      | 0    | 0       |
| Greece                                | 222.6 | 208.9              | 0       | 0            | 0   | 0.9  | 209.9           | 2.5                 | 9.6  | 0            | 12.1     | 0.7                          | 0              | 0            | 0.7      | 0    | 0       |
| Iceland                               | 171.3 | 102.1              | 0       | 0            |     |      | 102.1           | 0                   | 0    | 53.5         | 53.5     | 15.6                         | 0              | 0            | 15.6     | 0    | 0       |
| Norway                                | 119.4 | 74.7               | 0       | 0            |     |      | 74.7            |                     |      | 30.1         | 30.1     | 7.6                          | 7.0            | 0            | 14.6     | 0    | 0       |
| Romania                               | 190.7 | 186.3              | 0       | 0            | 0.1 | 0    | 186.4           | 0.1                 | 3.5  | 0            | 3.6      | 0.4                          | 0.4            | 0            | 0.7      | 0    | 0       |
| Serbia                                | 94.2  | 71.2               | 0.7     | 0.3          | 0   | 5.0  | 77.2            | 0.2                 | 13.2 | 0            | 13.3     | 0.1                          | 3.5            | 0            | 3.6      | 0    | 0       |
| Spain, Andalusia                      | 139.6 | 111.9              | 0.2     | 0            |     |      | 112.1           |                     |      | 19.8         | 19.8     | 2.8                          | 4.9            | 0            | 7.7      | 0    | 0       |
| Spain, Aragon                         | 119.3 | 73.7               | 0       | 0            |     | 12.5 | 86.2            | 3.5                 | 18.3 | 0            | 21.9     | 6.9                          | 4.4            | 0            | 11.3     | 0    | 0       |
| Spain, Asturias                       | 129.3 | 93.5               | 0       | 0            |     | 0    | 93.5            | 12.1                | 20.1 | 0            | 32.2     | 2.0                          | 1.6            | 0            | 3.7      | 0    | 0       |
| Spain, Basque country                 | 104.7 | 75.6               | 1.3     | 0            |     |      | 76.9            | 0.9                 | 21.9 | 0            | 22.9     | 3.4                          | 1.5            | 0            | 4.9      | 0    | 0       |
| Spain, Canary Islands                 | 170.8 | 143.9              | 0       | 0            | 0   | 0    | 143.9           | 0                   | 0    | 24.8         | 24.8     | 1.6                          | 0              | 0.4          | 2.1      | 0    | 0       |
| Spain, Cantabria *                    | 106.7 | 80.3               | 0       | 0            |     |      | 80.3            | 3.8                 | 15.2 | 0            | 19.0     | 3.4                          | 4.0            | 0            | 7.4      | 0    | 0       |
| Spain, Castile and León *             | 101.6 | 76.0               | 0.4     | 0            |     |      | 76.3            | 9.9                 | 12.0 | 0            | 21.9     | 2.0                          | 0.8            | 0.6          | 3.4      | 0    | 0       |
| Spain, Castile-La Mancha *            | 132.8 | 100.9              | 0.5     | 0            |     |      | 101.4           | 3.9                 | 24.9 | 0            | 28.8     | 0.6                          | 2.1            | 0            | 2.6      | 0    | 0       |
| Spain, Catalonia                      | 168.4 | 106.5              | 0       | 0            |     | 26.8 | 133.3           | 2.8                 | 20.6 | 0            | 23.5     | 8.8                          | 2.8            | 0            | 11.6     | 0    | 0       |
| Spain, Community of Madrid            | 144.2 | 115.3              | 0       | 0            |     |      | 115.3           | 4.7                 | 18.6 | 0            | 23.2     | 2.1                          | 3.5            | 0            | 5.7      | 0    | 0       |
| Spain, Extremadura                    | 105.7 | 88.3               | 0.9     | 0            |     |      | 89.2            | 6.6                 | 7.5  | 0            | 14.1     | 0                            | 0              | 0            | 0        | 0    | 2.3     |
| Spain, Galicia                        | 133.0 | 94.9               | 2.4     | 0            | 0   | 0    | 97.3            | 1.0                 | 29.3 | 0            | 30.3     | 5.0                          | 0.4            | 0            | 5.4      | 0    | 0       |
| Spain, Murcia                         | 158.1 | 139.9              | 0       | 0            | 0   | 0    | 139.9           | 0.5                 | 15.1 | 0            | 15.7     | 2.6                          | 0              | 0            | 2.6      | 0    | 0       |
| Spain, Navarre *                      | 119.3 | 81.7               | 1.5     | 0            |     |      | 83.2            | 31.6                | 1.4  | 0            | 33.0     | 1.8                          | 1.3            | 0            | 3.1      | 0    | 0       |
| Sweden                                | 115.2 | 68.6               | 1.0     | 0            |     |      | 69.6            |                     |      | 36.3         | 36.3     | 4.9                          | 4.4            | 0            | 9.3      | 0    | 0       |
| Switzerland                           | 98.6  | 76.3               | 0.9     | 1.5          | 0   | 0    | 78.7            | 3.5                 | 8.9  | 0            | 12.4     | 5.6                          | 1.9            | 0            | 7.5      | 0    | 0       |
| the Netherlands                       | 114.3 | 80.2               | 0.1     | 0            |     | 0.3  | 80.6            | 4.9                 | 14.2 | 0            | 19.0     | 12.8                         | 1.7            | 0            | 14.5     | 0.1  | 0       |
| United Kingdom, All countries * ¶ § # | 124.2 | 78.2               | 0.3     |              | 0.2 | 10.7 | 89.5            | 10.4                | 13.2 | 0.2          | 23.9     | 4.7                          | 5.6            | 0.5          | 10.8     | 0    | 0       |
| United Kingdom, England * ¶ #         | 125.4 | 76.7               | 0.3     |              | 0.3 | 12.5 | 89.8            | 10.8                | 13.7 | 0.3          | 24.8     | 4.5                          | 5.8            | 0.6          | 10.8     | 0    | 0       |
| United Kingdom, Northern Ireland * #  | 125.7 | 81.5               |         | 0            |     |      | 83.8            | 17.0                |      | 0            | 18.8     | 18.4                         | 4.7            | 0            | 23.2     | 0    | 0       |
| United Kingdom, Scotland              | 118.1 | 92.6               | 0       | 0            |     |      | 92.6            | 6.5                 | 9.0  | 0            | 15.5     | 4.6                          | 5.5            | 0            | 10.1     | 0    | 0       |
| United Kingdom, Wales * #             | 118.2 | 80.7               |         | 0            | 0   | 4.5  | 85.5            | 8.0                 | 18.7 | 0            | 26.7     | 2.0                          | 3.9            | 0            | 5.9      | 0    | 0       |

Abbreviations used: HD: haemodialysis; Unkn: unknown; HF: haemofiltration; HDF: haemodiafiltration; APD: automated peritoneal dialysis; CAPD: continuous ambulatory peritoneal dialysis; PD: peritoneal dialysis; Tx: transplant  
 Categories may not add up because of rounding off; When cells are left empty, (complete) data are unavailable

\* Patients younger than 20 years of age are not reported

& No distinction is made between HD and HDF

|| The incidence of pre-emptive transplantation is underestimated by approximately 30%

¶ The incidence is underestimated by approximately 2% due to one centre not submitting data since 2014

§ HDF is not accurately captured from some units and so usage may be an underestimate for the UK

# Values based on 1 to 5 patients are suppressed

Table B.2.10  
Treatment modality distribution, unadjusted  
at day 1

|                                      | All | Haemodialysis      |         |              |     |      |                 | Peritoneal dialysis |      |              |          | Preemptive kidney transplant |                |              |          | Unkn | Missing |
|--------------------------------------|-----|--------------------|---------|--------------|-----|------|-----------------|---------------------|------|--------------|----------|------------------------------|----------------|--------------|----------|------|---------|
|                                      |     | HD hospital/centre | HD home | HD type Unkn | HF  | HDF  | Total HD/HF/HDF | APD                 | CAPD | PD type Unkn | Total PD | Living donor                 | Deceased donor | Tx type Unkn | Total Tx |      |         |
|                                      |     | %                  | %       | %            | %   | %    | %               | %                   | %    | %            | %        | %                            | %              | %            | %        |      |         |
| Austria                              | 100 | 79.7               | 0       | 2.0          | 1.0 | 5.8  | 88.5            | 1.7                 | 6.6  | 0.5          | 8.8      | 1.8                          | 0.9            | 0            | 2.6      | 0    | 0       |
| Belgium, Dutch-speaking *            | 100 | 65.2               | 0.3     | 0            | 0.2 | 20.6 | 86.3            | 4.9                 | 6.8  | 0            | 11.6     | 0.8                          | 1.2            | 0            | 2.0      | 0    | 0       |
| Belgium, French-speaking *           | 100 | 59.1               | 1.1     | 0            | 2.0 | 25.1 | 87.2            | 3.1                 | 6.6  | 0            | 9.7      | 1.1                          | 2.0            | 0            | 3.1      | 0    | 0       |
| Bosnia and Herzegovina               | 100 | 90.8               | 0       | 0            | 0   | 6.8  | 97.6            | 0                   | 2.4  | 0            | 2.4      | 0                            | 0              | 0            | 0        | 0    | 0       |
| Denmark &                            | 100 | 60.6               | 0.3     | 0            |     |      | 60.8            | 12.0                | 17.9 | 0.7          | 30.5     | 3.5                          | 5.1            | 0            | 8.7      | 0    | 0       |
| Estonia                              | 100 | 74.7               | 0       | 0            | 0   | 0    | 74.7            | 8.0                 | 16.1 | 0            | 24.1     | 0                            | 1.1            | 0            | 1.1      | 0    | 0       |
| Finland                              | 100 | 69.4               | 2.4     | 0            | 0   | 0.2  | 71.9            | 7.3                 | 18.8 | 0            | 26.0     | 1.3                          | 0.7            | 0            | 2.0      | 0    | 0       |
| France                               | 100 | 66.7               | 0       | 0.1          | 0.2 | 18.0 | 85.0            | 2.3                 | 7.8  | 0            | 10.1     | 1.8                          | 3.1            | 0            | 4.8      | 0    | 0       |
| Greece                               | 100 | 94.1               | 0       | 0            | 0   | 0.4  | 94.5            | 1.1                 | 4.2  | 0            | 5.2      | 0.3                          | 0              | 0            | 0.3      | 0    | 0       |
| Iceland                              | 100 | 59.2               | 0       | 0            |     |      | 59.2            | 0                   | 0    | 30.6         | 30.6     | 10.2                         | 0              | 0            | 10.2     | 0    | 0       |
| Norway                               | 100 | 62.3               | 0       | 0            |     |      | 62.3            |                     |      | 25.2         | 25.2     | 6.8                          | 5.7            | 0            | 12.5     | 0    | 0       |
| Romania                              | 100 | 97.6               | 0       | 0            | 0   | 0    | 97.7            | 0                   | 1.9  | 0            | 1.9      | 0.2                          | 0.2            | 0            | 0.4      | 0    | 0       |
| Serbia                               | 100 | 76.0               | 0.7     | 0.3          | 0   | 5.3  | 82.3            | 0.1                 | 13.9 | 0            | 14.0     | 0.1                          | 3.5            | 0            | 3.7      | 0    | 0       |
| Spain, Andalusia                     | 100 | 79.7               | 0.2     | 0            |     |      | 79.9            |                     |      | 14.3         | 14.3     | 2.2                          | 3.7            | 0            | 5.9      | 0    | 0       |
| Spain, Aragon                        | 100 | 62.5               | 0       | 0            |     | 10.7 | 73.2            | 3.0                 | 14.9 | 0            | 17.9     | 5.4                          | 3.6            | 0            | 8.9      | 0    | 0       |
| Spain, Asturias                      | 100 | 73.9               | 0       | 0            |     | 0    | 73.9            | 8.1                 | 15.5 | 0            | 23.6     | 1.2                          | 1.2            | 0            | 2.5      | 0    | 0       |
| Spain, Basque country                | 100 | 72.7               | 1.2     | 0            |     |      | 73.9            | 0.8                 | 20.9 | 0            | 21.7     | 3.2                          | 1.2            | 0            | 4.4      | 0    | 0       |
| Spain, Canary Islands                | 100 | 83.2               | 0       | 0            | 0   | 0    | 83.2            | 0                   | 0    | 15.3         | 15.3     | 1.2                          | 0              | 0.3          | 1.4      | 0    | 0       |
| Spain, Cantabria *                   | 100 | 76.9               | 0       | 0            |     |      | 76.9            | 3.1                 | 13.8 | 0            | 16.9     | 3.1                          | 3.1            | 0            | 6.2      | 0    | 0       |
| Spain, Castile and León *            | 100 | 76.7               | 0.3     | 0            |     |      | 77.0            | 8.8                 | 11.1 | 0            | 19.9     | 1.7                          | 0.7            | 0.7          | 3.0      | 0    | 0       |
| Spain, Castile-La Mancha *           | 100 | 76.6               | 0.4     | 0            |     |      | 77.0            | 3.0                 | 18.1 | 0            | 21.1     | 0.4                          | 1.5            | 0            | 1.9      | 0    | 0       |
| Spain, Catalonia                     | 100 | 63.1               | 0       | 0            |     | 16.0 | 79.1            | 1.7                 | 12.2 | 0            | 13.8     | 5.4                          | 1.7            | 0            | 7.0      | 0    | 0       |
| Spain, Community of Madrid           | 100 | 79.3               | 0       | 0            |     |      | 79.3            | 3.6                 | 13.1 | 0            | 16.6     | 1.5                          | 2.5            | 0            | 4.0      | 0    | 0       |
| Spain, Extremadura                   | 100 | 84.0               | 0.8     | 0            |     |      | 84.9            | 5.9                 | 6.7  | 0            | 12.6     | 0                            | 0              | 0            | 0        | 0    | 2.5     |
| Spain, Galicia                       | 100 | 72.6               | 1.7     | 0            | 0   | 0    | 74.3            | 0.7                 | 21.4 | 0            | 22.1     | 3.4                          | 0.2            | 0            | 3.6      | 0    | 0       |
| Spain, Murcia                        | 100 | 87.6               | 0       | 0            | 0   | 0    | 87.6            | 0.5                 | 9.9  | 0            | 10.4     | 2.0                          | 0              | 0            | 2.0      | 0    | 0       |
| Spain, Navarre *                     | 100 | 69.6               | 1.3     | 0            |     |      | 70.9            | 25.3                | 1.3  | 0            | 26.6     | 1.3                          | 1.3            | 0            | 2.5      | 0    | 0       |
| Sweden                               | 100 | 59.4               | 0.9     | 0            |     |      | 60.3            |                     |      | 31.8         | 31.8     | 4.1                          | 3.8            | 0            | 7.9      | 0    | 0       |
| Switzerland                          | 100 | 76.9               | 1.0     | 1.6          | 0   | 0    | 79.5            | 3.6                 | 9.0  | 0            | 12.6     | 5.9                          | 1.9            | 0            | 7.9      | 0    | 0       |
| the Netherlands                      | 100 | 69.9               | 0.1     | 0            |     | 0.3  | 70.2            | 4.2                 | 12.5 | 0            | 16.7     | 11.5                         | 1.6            | 0            | 13.1     | 0.1  | 0       |
| United Kingdom, All countries * § #  | 100 | 63.0               | 0.2     |              | 0.2 | 8.6  | 72.0            | 8.4                 | 10.7 | 0.2          | 19.3     | 3.8                          | 4.5            | 0.4          | 8.7      | 0    | 0       |
| United Kingdom, England * #          | 100 | 61.1               | 0.3     |              | 0.2 | 9.9  | 71.5            | 8.6                 | 11.0 | 0.2          | 19.8     | 3.6                          | 4.6            | 0.5          | 8.7      | 0    | 0       |
| United Kingdom, Northern Ireland * # | 100 | 63.7               |         | 0            |     |      | 65.6            | 13.7                |      | 0            | 15.1     | 15.6                         | 3.8            | 0            | 19.3     | 0    | 0       |
| United Kingdom, Scotland             | 100 | 78.4               | 0       | 0            |     |      | 78.4            | 5.5                 | 7.7  | 0            | 13.1     | 3.9                          | 4.5            | 0            | 8.5      | 0    | 0       |
| United Kingdom, Wales * #            | 100 | 69.4               |         | 0            | 0   | 4.0  | 73.6            | 6.3                 | 15.6 | 0            | 21.9     | 1.6                          | 2.9            | 0            | 4.5      | 0    | 0       |

Abbreviations used: HD: haemodialysis; Unkn: unknown; HF: haemofiltration; HDF: haemodiafiltration; APD: automated peritoneal dialysis; CAPD: continuous ambulatory peritoneal dialysis; PD: peritoneal dialysis; Tx: transplant  
Categories may not add up because of rounding off; When cells are left empty, (complete) data are unavailable

\* Patients younger than 20 years of age are not reported

& No distinction is made between HD and HDF

|| The incidence of pre-emptive transplantation is underestimated by approximately 30%

§ HDF is not accurately captured from some units and so usage may be an underestimate for the UK

# Values based on 1 to 5 patients are suppressed



Table B.2.11  
**Treatment modality distribution by age, sex, and primary renal disease, unadjusted**  
*at day 1*

|                                    | All |    |    |    | 0-19 |     |     |    | 20-44 |    |    |    | 45-64 |    |    |    | 65-74 |    |    |    | 75+ |    |    |    | Men |    |    |    | Women |    |    |    | DM |    |    |    | Non-DM |    |    |    |
|------------------------------------|-----|----|----|----|------|-----|-----|----|-------|----|----|----|-------|----|----|----|-------|----|----|----|-----|----|----|----|-----|----|----|----|-------|----|----|----|----|----|----|----|--------|----|----|----|
|                                    | HD  | PD | Tx | Un | HD   | PD  | Tx  | Un | HD    | PD | Tx | Un | HD    | PD | Tx | Un | HD    | PD | Tx | Un | HD  | PD | Tx | Un | HD  | PD | Tx | Un | HD    | PD | Tx | Un | HD | PD | Tx | Un | HD     | PD | Tx | Un |
|                                    | %   | %  | %  | %  | %    | %   | %   | %  | %     | %  | %  | %  | %     | %  | %  | %  | %     | %  | %  | %  | %   | %  | %  | %  | %   | %  | %  | %  | %     | %  | %  | %  | %  | %  | %  | %  | %      | %  | %  | %  |
| Austria                            | 89  | 9  | 3  | 0  | 11   | 33  | 56  | 0  | 80    | 9  | 11 | 0  | 84    | 12 | 4  | 0  | 91    | 9  | 1  | 0  | 96  | 4  | 0  | 0  | 88  | 9  | 3  | 0  | 90    | 8  | 2  | 0  | 94 | 6  | 1  | 0  | 87     | 10 | 3  | 0  |
| Belgium, Dutch-speaking *          | 86  | 12 | 2  | 0  |      |     |     |    | 67    | 26 | 7  | 0  | 80    | 14 | 6  | 0  | 88    | 11 | 1  | 0  | 91  | 9  | 0  | 0  | 86  | 12 | 2  | 0  | 87    | 11 | 2  | 0  | 90 | 10 | 0  | 0  | 85     | 12 | 3  | 0  |
| Belgium, French-speaking *         | 87  | 10 | 3  | 0  |      |     |     |    | 81    | 12 | 7  | 0  | 84    | 8  | 8  | 0  | 91    | 8  | 1  | 0  | 88  | 12 | 0  | 0  | 87  | 9  | 3  | 0  | 87    | 11 | 3  | 0  | 90 | 8  | 1  | 0  | 86     | 10 | 4  | 0  |
| Bosnia and Herzegovina             | 98  | 2  | 0  | 0  | 100  | 0   | 0   | 0  | 100   | 0  | 0  | 0  | 96    | 4  | 0  | 0  | 99    | 1  | 0  | 0  | 97  | 3  | 0  | 0  | 99  | 1  | 0  | 0  | 96    | 4  | 0  | 0  | 97 | 3  | 0  | 0  | 98     | 2  | 0  | 0  |
| Denmark                            | 61  | 30 | 9  | 0  | 33   | 25  | 42  | 0  | 48    | 28 | 24 | 0  | 54    | 33 | 13 | 0  | 69    | 28 | 3  | 0  | 68  | 31 | 1  | 0  | 61  | 30 | 9  | 0  | 60    | 31 | 8  | 0  | 57 | 36 | 8  | 0  | 62     | 29 | 9  | 0  |
| Estonia                            | 75  | 24 | 1  | 0  | 33   | 67  | 0   | 0  | 71    | 24 | 6  | 0  | 59    | 41 | 0  | 0  | 95    | 5  | 0  | 0  | 88  | 12 | 0  | 0  | 78  | 22 | 0  | 0  | 71    | 26 | 3  | 0  | 63 | 31 | 6  | 0  | 77     | 23 | 0  | 0  |
| Finland                            | 72  | 26 | 2  | 0  | 53   | 20  | 27  | 0  | 68    | 28 | 4  | 0  | 67    | 31 | 2  | 0  | 75    | 25 | 0  | 0  | 81  | 19 | 0  | 0  | 72  | 25 | 3  | 0  | 71    | 28 | 1  | 0  | 66 | 32 | 1  | 0  | 75     | 23 | 2  | 0  |
| France                             | 85  | 10 | 5  | 0  | 54   | 24  | 22  | 0  | 71    | 12 | 17 | 0  | 82    | 9  | 9  | 0  | 89    | 9  | 2  | 0  | 89  | 11 | 1  | 0  | 85  | 10 | 5  | 0  | 84    | 11 | 5  | 0  | 89 | 9  | 2  | 0  | 84     | 11 | 6  | 0  |
| Greece                             | 95  | 5  | 0  | 0  | 73   | 27  | 0   | 0  | 84    | 14 | 2  | 0  | 94    | 6  | 0  | 0  | 93    | 7  | 0  | 0  | 97  | 3  | 0  | 0  | 94  | 5  | 0  | 0  | 95    | 5  | 0  | 0  | 95 | 5  | 0  | 0  | 94     | 5  | 0  | 0  |
| Iceland                            | 59  | 31 | 10 | 0  | 0    | 100 | 0   | 0  | 33    | 33 | 33 | 0  | 65    | 18 | 18 | 0  | 69    | 25 | 6  | 0  | 55  | 45 | 0  | 0  | 58  | 27 | 15 | 0  | 63    | 38 | 0  | 0  | 75 | 25 | 0  | 0  | 58     | 31 | 11 | 0  |
| Norway                             | 62  | 25 | 13 | 0  | 22   | 0   | 78  | 0  | 63    | 19 | 18 | 0  | 59    | 28 | 13 | 0  | 66    | 24 | 9  | 0  | 64  | 27 | 8  | 0  | 62  | 26 | 12 | 0  | 64    | 23 | 13 | 0  | 70 | 26 | 4  | 0  | 61     | 25 | 14 | 0  |
| Romania                            | 98  | 2  | 0  | 0  | 79   | 18  | 4   | 0  | 94    | 3  | 2  | 0  | 98    | 2  | 0  | 0  | 99    | 1  | 0  | 0  | 99  | 1  | 0  | 0  | 98  | 2  | 0  | 0  | 97    | 2  | 1  | 0  | 98 | 2  | 0  | 0  | 98     | 2  | 0  | 0  |
| Serbia                             | 82  | 14 | 4  | 0  | 92   | 5   | 3   | 0  | 66    | 22 | 12 | 0  | 83    | 13 | 4  | 0  | 85    | 14 | 1  | 0  | 86  | 14 | 0  | 0  | 82  | 13 | 5  | 0  | 82    | 15 | 2  | 0  | 80 | 19 | 1  | 0  | 83     | 12 | 5  | 0  |
| Spain, Andalusia                   | 80  | 14 | 6  | 0  | 50   | 19  | 31  | 0  | 66    | 20 | 14 | 0  | 74    | 17 | 9  | 0  | 85    | 12 | 3  | 0  | 90  | 10 | 0  | 0  | 80  | 14 | 6  | 0  | 79    | 15 | 6  | 0  | 83 | 16 | 1  | 0  | 79     | 14 | 7  | 0  |
| Spain, Aragon                      | 73  | 18 | 9  | 0  | 100  | 0   | 0   | 0  | 55    | 35 | 10 | 0  | 70    | 15 | 15 | 0  | 74    | 17 | 9  | 0  | 81  | 15 | 4  | 0  | 78  | 17 | 6  | 0  | 63    | 21 | 17 | 0  | 82 | 18 | 0  | 0  | 70     | 18 | 12 | 0  |
| Spain, Asturias                    | 74  | 24 | 2  | 0  | 100  | 0   | 0   | 0  | 47    | 33 | 20 | 0  | 59    | 39 | 2  | 0  | 78    | 22 | 0  | 0  | 91  | 9  | 0  | 0  | 73  | 26 | 1  | 0  | 76    | 19 | 5  | 0  | 68 | 29 | 2  | 0  | 76     | 22 | 3  | 0  |
| Spain, Basque country              | 74  | 22 | 4  | 0  | 20   | 20  | 60  | 0  | 72    | 24 | 3  | 0  | 71    | 21 | 8  | 0  | 73    | 26 | 1  | 0  | 84  | 16 | 0  | 0  | 74  | 22 | 4  | 0  | 74    | 21 | 5  | 0  | 79 | 18 | 3  | 0  | 72     | 23 | 5  | 0  |
| Spain, Canary Islands              | 83  | 15 | 1  | 0  | 100  | 0   | 0   | 0  | 65    | 28 | 7  | 0  | 79    | 19 | 2  | 0  | 89    | 11 | 0  | 0  | 92  | 8  | 0  | 0  | 85  | 15 | 1  | 0  | 81    | 17 | 2  | 0  | 90 | 10 | 0  | 0  | 79     | 18 | 2  | 0  |
| Spain, Cantabria *                 | 77  | 17 | 6  | 0  |      |     |     |    | 29    | 29 | 43 | 0  | 91    | 9  | 0  | 0  | 84    | 11 | 5  | 0  | 71  | 29 | 0  | 0  | 78  | 20 | 2  | 0  | 74    | 11 | 16 | 0  | 92 | 8  | 0  | 0  | 73     | 19 | 8  | 0  |
| Spain, Castile and León *          | 77  | 20 | 3  | 0  |      |     |     |    | 53    | 35 | 12 | 0  | 66    | 28 | 6  | 0  | 78    | 23 | 0  | 0  | 91  | 8  | 1  | 0  | 80  | 17 | 3  | 0  | 70    | 28 | 2  | 0  | 84 | 15 | 1  | 0  | 75     | 22 | 4  | 0  |
| Spain, Castile-La Mancha *         | 77  | 21 | 2  | 0  |      |     |     |    | 61    | 28 | 11 | 0  | 69    | 28 | 2  | 0  | 73    | 26 | 1  | 0  | 93  | 7  | 0  | 0  | 78  | 21 | 2  | 0  | 75    | 23 | 3  | 0  | 88 | 12 | 0  | 0  | 73     | 25 | 3  | 0  |
| Spain, Catalonia                   | 79  | 14 | 7  | 0  | 56   | 17  | 28  | 0  | 63    | 16 | 21 | 0  | 69    | 18 | 12 | 0  | 80    | 15 | 4  | 0  | 90  | 9  | 1  | 0  | 80  | 14 | 6  | 0  | 78    | 14 | 9  | 0  | 86 | 11 | 3  | 0  | 77     | 15 | 8  | 0  |
| Spain, Community of Madrid         | 79  | 17 | 4  | 0  | 54   | 8   | 38  | 0  | 60    | 30 | 10 | 0  | 75    | 21 | 4  | 0  | 79    | 17 | 4  | 0  | 91  | 8  | 1  | 0  | 81  | 15 | 3  | 0  | 75    | 19 | 6  | 0  | 88 | 10 | 2  | 0  | 76     | 19 | 5  | 0  |
| Spain, Extremadura                 | 85  | 13 | 0  | 3  | 100  | 0   | 0   | 0  | 83    | 17 | 0  | 0  | 82    | 16 | 0  | 2  | 79    | 18 | 0  | 3  | 96  | 0  | 0  | 4  | 85  | 11 | 0  | 4  | 85    | 15 | 0  | 0  | 90 | 7  | 0  | 3  | 83     | 14 | 0  | 2  |
| Spain, Galicia                     | 74  | 22 | 4  | 0  | 33   | 33  | 33  | 0  | 63    | 21 | 16 | 0  | 67    | 30 | 4  | 0  | 76    | 22 | 1  | 0  | 86  | 13 | 1  | 0  | 77  | 20 | 4  | 0  | 69    | 27 | 4  | 0  | 79 | 20 | 1  | 0  | 73     | 23 | 4  | 0  |
| Spain, Murcia                      | 88  | 10 | 2  | 0  | 0    | 0   | 100 | 0  | 72    | 28 | 0  | 0  | 83    | 13 | 4  | 0  | 94    | 6  | 0  | 0  | 94  | 6  | 0  | 0  | 89  | 9  | 2  | 0  | 85    | 13 | 2  | 0  | 94 | 6  | 0  | 0  | 86     | 12 | 3  | 0  |
| Spain, Navarre *                   | 71  | 27 | 3  | 0  |      |     |     |    | 50    | 30 | 20 | 0  | 74    | 26 | 0  | 0  | 63    | 38 | 0  | 0  | 86  | 14 | 0  | 0  | 69  | 29 | 2  | 0  | 73    | 23 | 3  | 0  | 78 | 17 | 6  | 0  | 69     | 30 | 2  | 0  |
| Sweden                             | 60  | 32 | 8  | 0  | 17   | 54  | 29  | 0  | 53    | 30 | 17 | 0  | 59    | 29 | 12 | 0  | 64    | 30 | 5  | 0  | 64  | 35 | 1  | 0  | 59  | 33 | 8  | 0  | 63    | 29 | 8  | 0  | 63 | 32 | 5  | 0  | 59     | 32 | 9  | 0  |
| Switzerland                        | 79  | 13 | 8  | 0  | 20   | 30  | 50  | 0  | 59    | 14 | 27 | 0  | 76    | 14 | 11 | 0  | 83    | 13 | 5  | 0  | 89  | 10 | 0  | 0  | 80  | 13 | 8  | 0  | 79    | 12 | 8  | 0  | 88 | 10 | 3  | 0  | 78     | 13 | 9  | 0  |
| the Netherlands                    | 70  | 17 | 13 | 0  | 23   | 8   | 65  | 4  | 63    | 11 | 25 | 0  | 62    | 19 | 19 | 0  | 74    | 15 | 10 | 0  | 81  | 18 | 2  | 0  | 70  | 17 | 12 | 0  | 70    | 16 | 15 | 0  | 78 | 18 | 4  | 0  | 68     | 16 | 15 | 0  |
| United Kingdom, All countries *    | 72  | 19 | 9  | 0  |      |     |     |    | 56    | 25 | 19 | 0  | 69    | 20 | 11 | 0  | 76    | 18 | 6  | 0  | 83  | 16 | 1  | 0  | 73  | 19 | 8  | 0  | 71    | 19 | 10 | 0  | 77 | 19 | 4  | 0  | 70     | 19 | 10 | 0  |
| United Kingdom, England *          | 71  | 20 | 9  | 0  |      |     |     |    | 56    | 26 | 19 | 0  | 69    | 20 | 11 | 0  | 75    | 19 | 6  | 0  | 83  | 16 | 1  | 0  | 72  | 20 | 8  | 0  | 70    | 20 | 10 | 0  | 77 | 20 | 4  | 0  | 70     | 20 | 10 | 0  |
| United Kingdom, Northern Ireland * | 66  | 15 | 19 | 0  |      |     |     |    | 38    | 10 | 52 | 0  | 51    | 18 | 31 | 0  | 72    | 20 | 7  | 0  | 89  | 10 | 2  | 0  | 66  | 15 | 19 | 0  | 64    | 16 | 20 | 0  | 74 | 16 | 10 | 0  | 63     | 15 | 22 | 0  |
| United Kingdom, Scotland           | 78  | 13 | 8  | 0  | 50   | 21  | 29  | 0  | 64    | 19 | 16 | 0  | 76    | 14 | 10 | 0  | 87    | 9  | 4  | 0  | 89  | 11 | 0  | 0  | 79  | 13 | 8  | 0  | 78    | 14 | 9  | 0  | 86 | 10 | 4  | 0  | 76     | 14 | 10 | 0  |
| United Kingdom, Wales *            | 74  | 22 | 4  | 0  |      |     |     |    | 59    | 30 | 11 | 0  | 69    | 26 | 5  | 0  | 80    | 17 | 3  | 0  | 81  | 18 | 1  | 0  | 74  | 21 | 5  | 0  | 73    | 24 | 3  | 0  | 71 | 25 | 4  | 0  | 74     | 21 | 5  | 0  |

Abbreviations used: HD: haemodialysis; PD: peritoneal dialysis; Tx: transplant; Un: unknown; DM: diabetes mellitus

Categories may not add up because of missing values or rounding off

\* Patients younger than 20 years of age are not reported

|| The incidence of pre-emptive transplantation is underestimated by approximately 30%

Table B.3.1  
**Incident counts and percentages by age and sex**  
*at day 91*

|                                      | All      |          |          | 0-19 |     |       |     |     |       | 20-44 |     |       |     |     |       | 45-64 |     |       |     |      |       | 65-74 |     |       |    |     |    | 75+  |    |      |    |      |    |
|--------------------------------------|----------|----------|----------|------|-----|-------|-----|-----|-------|-------|-----|-------|-----|-----|-------|-------|-----|-------|-----|------|-------|-------|-----|-------|----|-----|----|------|----|------|----|------|----|
|                                      | All      | Men      | Women    | All  | Men | Women | All | Men | Women | All   | Men | Women | All | Men | Women | All   | Men | Women | All | Men  | Women | All   | Men | Women |    |     |    |      |    |      |    |      |    |
|                                      | N (100%) | N (100%) | N (100%) | N    | %   | N     | %   | N   | %     | N     | %   | N     | %   | N   | %     | N     | %   | N     | %   | N    | %     | N     | %   | N     | %  |     |    |      |    |      |    |      |    |
| Austria                              | 1022     | 685      | 337      | 9    | 1   | 3     | 0   | 6   | 2     | 84    | 8   | 56    | 8   | 28  | 8     | 329   | 32  | 239   | 35  | 90   | 27    | 321   | 31  | 203   | 30 | 118 | 35 | 279  | 27 | 184  | 27 | 95   | 28 |
| Belgium, Dutch-speaking *            | 1114     | 742      | 372      |      |     |       |     |     |       | 70    | 6   | 45    | 6   | 25  | 7     | 245   | 22  | 153   | 21  | 92   | 25    | 295   | 26  | 211   | 28 | 84  | 23 | 504  | 45 | 333  | 45 | 171  | 46 |
| Belgium, French-speaking *           | 857      | 537      | 320      |      |     |       |     |     |       | 64    | 7   | 38    | 7   | 26  | 8     | 240   | 28  | 153   | 28  | 87   | 27    | 244   | 28  | 160   | 30 | 84  | 26 | 309  | 36 | 186  | 35 | 123  | 38 |
| Bosnia and Herzegovina               | 347      | 215      | 132      | 3    | 1   | 2     | 1   | 1   | 1     | 41    | 12  | 26    | 12  | 15  | 11    | 142   | 41  | 101   | 47  | 41   | 31    | 101   | 29  | 58    | 27 | 43  | 33 | 60   | 17 | 28   | 13 | 32   | 24 |
| Denmark                              | 712      | 472      | 240      | 11   | 2   | 6     | 1   | 5   | 2     | 83    | 12  | 56    | 12  | 27  | 11    | 231   | 32  | 145   | 31  | 86   | 36    | 197   | 28  | 139   | 29 | 58  | 24 | 190  | 27 | 126  | 27 | 64   | 27 |
| Estonia †                            | 87       | 49       | 38       | 3    | 3   | 2     | 3   | 1   | 3     | 17    | 20  | 11    | 23  | 6   | 17    | 28    | 28  | 17    | 31  | 11   | 24    | 22    | 28  | 10    | 20 | 12  | 38 | 17   | 20 | 9    | 23 | 8    | 17 |
| Finland                              | 542      | 340      | 202      | 15   | 3   | 9     | 3   | 6   | 3     | 77    | 14  | 48    | 14  | 29  | 14    | 176   | 32  | 109   | 32  | 67   | 33    | 171   | 32  | 110   | 32 | 61  | 30 | 103  | 19 | 64   | 19 | 39   | 19 |
| France †                             | 10800    | 6892     | 3909     | 124  | 1   | 79    | 1   | 45  | 1     | 965   | 9   | 568   | 8   | 397 | 10    | 2850  | 27  | 1809  | 27  | 1041 | 27    | 2893  | 27  | 1898  | 27 | 995 | 26 | 3969 | 37 | 2538 | 37 | 1431 | 36 |
| Greece                               | 2415     | 1573     | 842      | 11   | 0   | 7     | 0   | 4   | 0     | 128   | 5   | 82    | 5   | 46  | 5     | 533   | 22  | 378   | 24  | 155  | 18    | 657   | 27  | 438   | 28 | 219 | 26 | 1086 | 45 | 668  | 42 | 418  | 50 |
| Iceland                              | 46       | 31       | 15       | 2    | 4   | 1     | 3   | 1   | 7     | 3     | 7   | 2     | 6   | 1   | 7     | 16    | 35  | 11    | 35  | 5    | 33    | 15    | 33  | 11    | 35 | 4   | 27 | 10   | 22 | 6    | 19 | 4    | 27 |
| Norway                               | 556      | 372      | 184      | 9    | 2   | 7     | 2   | 2   | 1     | 70    | 13  | 38    | 10  | 32  | 17    | 175   | 31  | 114   | 31  | 61   | 33    | 150   | 27  | 105   | 28 | 45  | 24 | 152  | 27 | 108  | 29 | 44   | 24 |
| Romania                              | 3071     | 1807     | 1264     | 25   | 1   | 12    | 1   | 13  | 1     | 385   | 13  | 226   | 13  | 159 | 13    | 1247  | 41  | 769   | 43  | 478  | 38    | 878   | 29  | 490   | 27 | 388 | 31 | 536  | 17 | 310  | 17 | 226  | 18 |
| Serbia †                             | 690      | 436      | 254      | 38   | 5   | 26    | 6   | 12  | 3     | 89    | 12  | 70    | 15  | 19  | 7     | 286   | 44  | 175   | 42  | 110  | 47    | 182   | 26  | 111   | 26 | 71  | 25 | 95   | 14 | 54   | 11 | 41   | 17 |
| Spain, Andalusia                     | 1066     | 703      | 363      | 16   | 2   | 12    | 2   | 4   | 1     | 115   | 11  | 73    | 10  | 42  | 12    | 366   | 34  | 254   | 36  | 112  | 31    | 291   | 27  | 197   | 28 | 94  | 26 | 278  | 26 | 167  | 24 | 111  | 31 |
| Spain, Aragon                        | 167      | 119      | 48       | 2    | 1   | 2     | 2   | 0   | 0     | 20    | 12  | 12    | 10  | 8   | 17    | 47    | 28  | 30    | 25  | 17   | 35    | 45    | 27  | 32    | 27 | 13  | 27 | 53   | 32 | 43   | 36 | 10   | 21 |
| Spain, Asturias †                    | 156      | 100      | 55       | 2    | 2   | 2     | 3   | 0   | 0     | 15    | 9   | 9     | 8   | 6   | 11    | 38    | 24  | 29    | 27  | 9    | 19    | 55    | 35  | 33    | 34 | 22  | 38 | 45   | 30 | 27   | 28 | 19   | 32 |
| Spain, Basque country                | 241      | 170      | 71       | 5    | 2   | 3     | 2   | 2   | 3     | 28    | 12  | 16    | 9   | 12  | 17    | 70    | 29  | 49    | 29  | 21   | 30    | 73    | 30  | 53    | 31 | 20  | 28 | 65   | 27 | 49   | 29 | 16   | 23 |
| Spain, Canary Islands †              | 346      | 213      | 133      | 2    | 1   | 2     | 1   | 0   | 0     | 43    | 11  | 19    | 8   | 24  | 16    | 116   | 33  | 70    | 33  | 46   | 34    | 100   | 31  | 63    | 31 | 37  | 31 | 85   | 24 | 59   | 27 | 26   | 20 |
| Spain, Cantabria *                   | 58       | 44       | 14       |      |     |       |     |     |       | 6     | 10  | 4     | 9   | 2   | 14    | 20    | 34  | 14    | 32  | 6    | 43    | 16    | 28  | 15    | 34 | 1   | 7  | 16   | 28 | 11   | 25 | 5    | 36 |
| Spain, Castile and León *            | 289      | 200      | 89       |      |     |       |     |     |       | 15    | 5   | 10    | 5   | 5   | 6     | 94    | 33  | 62    | 31  | 32   | 36    | 82    | 28  | 67    | 34 | 15  | 17 | 98   | 34 | 61   | 31 | 37   | 42 |
| Spain, Castile-La Mancha *           | 258      | 178      | 80       |      |     |       |     |     |       | 19    | 7   | 9     | 5   | 10  | 13    | 84    | 33  | 58    | 33  | 26   | 33    | 75    | 29  | 56    | 31 | 19  | 24 | 80   | 31 | 55   | 31 | 25   | 31 |
| Spain, Catalonia †                   | 1194     | 822      | 372      | 18   | 2   | 12    | 2   | 6   | 1     | 99    | 9   | 72    | 9   | 27  | 9     | 327   | 28  | 230   | 29  | 97   | 27    | 320   | 26  | 224   | 26 | 96  | 25 | 429  | 35 | 284  | 34 | 145  | 38 |
| Spain, Community of Madrid           | 819      | 558      | 261      | 13   | 2   | 8     | 1   | 5   | 2     | 81    | 10  | 46    | 8   | 35  | 13    | 257   | 31  | 174   | 31  | 83   | 32    | 216   | 26  | 159   | 28 | 57  | 22 | 252  | 31 | 171  | 31 | 81   | 31 |
| Spain, Extremadura                   | 112      | 74       | 38       | 2    | 2   | 1     | 1   | 1   | 3     | 10    | 9   | 6     | 8   | 4   | 11    | 44    | 39  | 28    | 38  | 16   | 42    | 30    | 27  | 22    | 30 | 8   | 21 | 26   | 23 | 17   | 23 | 9    | 24 |
| Spain, Galicia                       | 410      | 276      | 134      | 4    | 1   | 3     | 1   | 1   | 1     | 39    | 10  | 25    | 9   | 14  | 10    | 128   | 31  | 85    | 31  | 43   | 32    | 134   | 33  | 100   | 36 | 34  | 25 | 105  | 26 | 63   | 23 | 42   | 31 |
| Spain, Murcia                        | 194      | 144      | 50       | 1    | 1   | 1     | 1   | 0   | 0     | 17    | 9   | 14    | 10  | 3   | 6     | 66    | 34  | 46    | 32  | 20   | 40    | 59    | 30  | 46    | 32 | 13  | 26 | 51   | 26 | 37   | 26 | 14   | 28 |
| Spain, Navarre *                     | 77       | 48       | 29       |      |     |       |     |     |       | 10    | 13  | 4     | 8   | 6   | 21    | 22    | 29  | 13    | 27  | 9    | 31    | 23    | 30  | 17    | 35 | 6   | 21 | 22   | 29 | 14   | 29 | 8    | 28 |
| Sweden                               | 1061     | 724      | 337      | 24   | 2   | 16    | 2   | 8   | 2     | 130   | 12  | 93    | 13  | 37  | 11    | 330   | 31  | 218   | 30  | 112  | 33    | 292   | 28  | 193   | 27 | 99  | 29 | 285  | 27 | 204  | 28 | 81   | 24 |
| Switzerland †                        | 812      | 515      | 297      | 10   | 1   | 5     | 1   | 5   | 2     | 84    | 11  | 46    | 9   | 38  | 13    | 228   | 28  | 147   | 29  | 81   | 25    | 221   | 27  | 153   | 29 | 68  | 24 | 270  | 33 | 164  | 31 | 106  | 36 |
| the Netherlands                      | 1743     | 1098     | 645      | 25   | 1   | 16    | 1   | 9   | 1     | 153   | 9   | 99    | 9   | 54  | 8     | 573   | 33  | 337   | 31  | 236  | 37    | 544   | 31  | 341   | 31 | 203 | 31 | 448  | 26 | 305  | 28 | 143  | 22 |
| United Kingdom, All countries * † ¶  | 7454     | 4777     | 2677     |      |     |       |     |     |       | 1179  | 16  | 704   | 15  | 475 | 17    | 2803  | 37  | 1779  | 37  | 1024 | 38    | 1807  | 25  | 1148  | 25 | 658 | 25 | 1665 | 22 | 1145 | 24 | 520  | 20 |
| United Kingdom, England * † ¶        | 6294     | 4043     | 2251     |      |     |       |     |     |       | 997   | 16  | 591   | 15  | 406 | 17    | 2357  | 37  | 1502  | 37  | 856  | 38    | 1523  | 25  | 976   | 24 | 547 | 25 | 1417 | 23 | 975  | 24 | 443  | 20 |
| United Kingdom, Northern Ireland * † | 200      | 128      | 72       |      |     |       |     |     |       | 28    | 12  | 16    | 9   | 12  | 16    | 66    | 36  | 42    | 36  | 24   | 36    | 45    | 26  | 29    | 29 | 16  | 22 | 62   | 25 | 41   | 25 | 21   | 25 |
| United Kingdom, Scotland             | 611      | 371      | 240      | 14   | 2   | 11    | 3   | 3   | 1     | 95    | 16  | 55    | 15  | 40  | 17    | 261   | 43  | 161   | 43  | 100  | 42    | 139   | 23  | 74    | 20 | 65  | 27 | 102  | 17 | 70   | 19 | 32   | 13 |
| United Kingdom, Wales * †            | 364      | 250      | 114      |      |     |       |     |     |       | 61    | 18  | 43    | 19  | 18  | 15    | 118   | 31  | 75    | 30  | 43   | 33    | 99    | 29  | 71    | 28 | 28  | 29 | 86   | 23 | 61   | 23 | 25   | 23 |

Categories may not add up because of missing values or rounding off

\* Patients younger than 20 years of age are not reported

† The incident counts at day 91 are estimated (see methods)

¶ The incidence is underestimated by approximately 2% due to one centre not submitting data since 2014

Table B.3.2  
Incidence per million (age-related) population by age and sex, unadjusted  
at day 91

|                                      | All   |       |       | 0-19  |       |       | 20-44 |       |       | 45-64 |       |       | 65-74 |       |       | 75+   |        |       |
|--------------------------------------|-------|-------|-------|-------|-------|-------|-------|-------|-------|-------|-------|-------|-------|-------|-------|-------|--------|-------|
|                                      | All   | Men   | Women | All   | Men   | Women | All   | Men   | Women | All   | Men   | Women | All   | Men   | Women | All   | Men    | Women |
|                                      | Pmp   | Pmp   | Pmp   | Pmarp | Pmarp | Pmarp | Pmarp | Pmarp | Pmarp | Pmarp | Pmarp | Pmarp | Pmarp | Pmarp | Pmarp | Pmarp | Pmarp  | Pmarp |
| Austria                              | 116.5 | 158.8 | 75.6  | 5.2   | 3.4   | 7.2   | 28.9  | 38.0  | 19.5  | 130.3 | 190.6 | 70.8  | 389.6 | 529.6 | 267.9 | 348.0 | 582.9  | 195.5 |
| Belgium, Dutch-speaking *            | 170.3 | 229.2 | 112.5 |       |       |       | 34.7  | 44.3  | 25.0  | 134.9 | 167.1 | 102.2 | 441.6 | 649.7 | 244.7 | 799.2 | 1298.5 | 457.0 |
| Belgium, French-speaking *           | 177.3 | 227.1 | 129.7 |       |       |       | 39.6  | 46.8  | 32.4  | 191.4 | 245.8 | 137.8 | 558.1 | 788.7 | 358.5 | 819.3 | 1332.8 | 517.7 |
| Bosnia and Herzegovina               | 98.3  | 124.1 | 73.4  | 3.8   | 5.0   | 2.6   | 33.5  | 41.8  | 25.0  | 139.3 | 203.3 | 78.5  | 343.5 | 449.9 | 260.4 | 288.5 | 349.0  | 250.5 |
| Denmark                              | 122.3 | 162.9 | 82.1  | 8.3   | 8.8   | 7.7   | 44.9  | 59.7  | 29.6  | 150.3 | 188.1 | 112.3 | 303.4 | 440.5 | 173.7 | 412.3 | 649.4  | 239.9 |
| Estonia †                            | 66.0  | 79.1  | 54.4  | 10.9  | 14.2  | 7.5   | 38.6  | 48.4  | 28.1  | 80.0  | 104.0 | 58.5  | 171.9 | 195.0 | 156.9 | 134.4 | 248.7  | 88.6  |
| Finland                              | 98.4  | 125.2 | 72.3  | 12.6  | 14.8  | 10.3  | 44.9  | 54.5  | 34.8  | 122.2 | 152.0 | 92.7  | 257.6 | 349.2 | 174.9 | 205.7 | 331.4  | 126.8 |
| France †                             | 161.5 | 213.1 | 113.2 | 7.6   | 9.5   | 5.7   | 47.8  | 57.0  | 38.9  | 163.8 | 213.5 | 116.6 | 420.9 | 589.0 | 272.5 | 647.1 | 1074.7 | 379.4 |
| Greece                               | 224.6 | 301.6 | 152.0 | 5.3   | 6.5   | 3.9   | 37.8  | 48.3  | 27.3  | 180.6 | 267.8 | 100.7 | 577.5 | 825.6 | 360.7 | 910.9 | 1327.8 | 606.6 |
| Iceland                              | 134.0 | 177.8 | 88.7  | 22.5  | 22.0  | 22.9  | 24.5  | 31.3  | 17.1  | 191.4 | 261.2 | 120.6 | 538.3 | 787.3 | 287.9 | 491.5 | 672.5  | 350.2 |
| Norway                               | 105.4 | 139.9 | 70.3  | 7.1   | 10.8  | 3.3   | 39.4  | 41.6  | 37.1  | 129.2 | 165.1 | 91.9  | 293.0 | 414.9 | 173.9 | 406.7 | 699.6  | 200.6 |
| Romania                              | 161.6 | 194.5 | 130.2 | 6.3   | 5.8   | 6.7   | 60.2  | 68.6  | 51.3  | 240.0 | 299.7 | 181.7 | 464.8 | 598.2 | 362.7 | 350.7 | 553.8  | 233.3 |
| Serbia †                             | 101.3 | 131.5 | 72.6  | 28.8  | 38.3  | 18.8  | 40.0  | 61.5  | 17.6  | 148.9 | 188.6 | 111.6 | 236.0 | 320.7 | 166.8 | 167.7 | 240.4  | 120.2 |
| Spain, Andalusia                     | 126.8 | 169.2 | 85.3  | 8.9   | 12.9  | 4.6   | 40.3  | 50.5  | 29.9  | 156.1 | 218.0 | 94.9  | 390.4 | 559.3 | 239.1 | 418.5 | 633.6  | 277.0 |
| Spain, Aragon                        | 127.0 | 183.2 | 72.2  | 8.1   | 15.7  | 0     | 48.9  | 57.4  | 40.0  | 124.9 | 157.7 | 91.4  | 339.5 | 507.9 | 186.9 | 354.6 | 718.7  | 111.6 |
| Spain, Asturias †                    | 150.5 | 202.9 | 102.5 | 15.4  | 29.9  | 0     | 49.3  | 58.8  | 39.7  | 118.9 | 186.9 | 54.4  | 438.5 | 573.5 | 322.8 | 345.2 | 546.1  | 226.3 |
| Spain, Basque country                | 111.1 | 161.9 | 63.5  | 12.4  | 14.4  | 10.2  | 43.9  | 49.9  | 37.7  | 108.3 | 154.0 | 64.0  | 302.8 | 470.2 | 155.8 | 271.3 | 535.9  | 108.0 |
| Spain, Canary Islands †              | 159.7 | 198.0 | 122.0 | 4.9   | 9.6   | 0     | 55.4  | 48.8  | 62.0  | 180.4 | 215.1 | 145.2 | 529.6 | 695.9 | 374.9 | 554.8 | 926.5  | 290.4 |
| Spain, Cantabria *                   | 99.8  | 155.0 | 47.0  | 33.4  | 44.0  | 22.6  | 114.4 | 161.5 | 68.0  | 114.4 | 161.5 | 68.0  | 258.9 | 513.8 | 30.7  | 257.8 | 465.7  | 130.1 |
| Spain, Castile and León *            | 119.1 | 166.8 | 72.5  | 21.4  | 27.8  | 14.6  | 128.8 | 167.2 | 89.2  | 128.8 | 167.2 | 89.2  | 303.8 | 506.4 | 109.0 | 295.9 | 458.5  | 186.7 |
| Spain, Castile-La Mancha *           | 126.7 | 174.0 | 78.9  |       |       |       | 28.1  | 25.7  | 30.7  | 148.9 | 200.7 | 94.5  | 428.4 | 660.9 | 210.4 | 387.7 | 646.0  | 206.2 |
| Spain, Catalonia †                   | 158.0 | 221.6 | 96.7  | 11.7  | 15.1  | 8.0   | 38.7  | 55.3  | 21.6  | 159.8 | 226.5 | 94.0  | 453.4 | 682.0 | 254.8 | 619.3 | 1051.9 | 343.5 |
| Spain, Community of Madrid           | 125.9 | 179.1 | 77.0  | 9.8   | 11.8  | 7.8   | 35.5  | 41.0  | 30.3  | 144.4 | 205.0 | 89.2  | 372.5 | 610.7 | 178.4 | 461.0 | 828.4  | 238.1 |
| Spain, Extremadura                   | 103.7 | 138.3 | 69.7  | 9.9   | 9.6   | 10.1  | 28.6  | 33.6  | 23.5  | 142.0 | 177.6 | 105.0 | 294.3 | 449.8 | 150.8 | 224.1 | 372.0  | 128.0 |
| Spain, Galicia                       | 151.5 | 211.1 | 95.8  | 9.3   | 13.5  | 4.8   | 47.4  | 60.2  | 34.3  | 163.4 | 221.3 | 107.7 | 422.0 | 671.5 | 201.6 | 298.5 | 460.6  | 195.4 |
| Spain, Murcia                        | 131.9 | 195.6 | 68.1  | 2.9   | 5.7   | 0     | 32.5  | 51.8  | 11.9  | 172.1 | 238.0 | 105.1 | 516.9 | 859.0 | 214.5 | 461.8 | 830.0  | 212.6 |
| Spain, Navarre *                     | 119.9 | 151.1 | 89.4  |       |       |       | 49.3  | 39.0  | 59.9  | 121.9 | 142.2 | 101.0 | 366.9 | 561.5 | 185.1 | 348.6 | 557.2  | 210.6 |
| Sweden                               | 105.5 | 143.4 | 67.3  | 10.4  | 13.4  | 7.1   | 39.7  | 55.4  | 23.2  | 133.0 | 174.0 | 91.2  | 261.9 | 352.1 | 174.6 | 325.2 | 547.4  | 160.8 |
| Switzerland †                        | 96.1  | 122.9 | 69.7  | 5.9   | 5.7   | 6.1   | 29.5  | 31.8  | 27.1  | 95.7  | 122.8 | 68.2  | 270.1 | 391.3 | 158.7 | 375.3 | 565.7  | 246.6 |
| the Netherlands                      | 109.4 | 138.9 | 80.4  | 7.0   | 8.8   | 5.2   | 31.1  | 40.0  | 22.1  | 127.5 | 149.8 | 105.2 | 316.6 | 403.6 | 232.5 | 356.3 | 586.0  | 194.1 |
| United Kingdom, All countries * † ¶  | 112.9 | 146.6 | 80.0  |       |       |       | 54.8  | 65.2  | 44.3  | 164.6 | 212.3 | 118.5 | 274.4 | 362.3 | 192.8 | 308.1 | 501.5  | 166.5 |
| United Kingdom, England * † ¶        | 113.2 | 147.1 | 80.0  |       |       |       | 54.8  | 64.6  | 44.8  | 165.8 | 214.1 | 118.8 | 277.2 | 368.7 | 192.1 | 312.5 | 506.7  | 169.5 |
| United Kingdom, Northern Ireland * † | 106.9 | 139.1 | 75.7  |       |       |       | 45.8  | 53.5  | 38.3  | 136.9 | 176.6 | 98.4  | 265.5 | 358.4 | 179.4 | 460.2 | 744.0  | 261.1 |
| United Kingdom, Scotland             | 112.6 | 140.5 | 86.2  | 12.1  | 18.6  | 5.3   | 54.0  | 63.2  | 45.0  | 174.0 | 221.3 | 129.4 | 246.2 | 274.4 | 220.4 | 227.7 | 383.6  | 120.5 |
| United Kingdom, Wales * †            | 116.6 | 162.3 | 72.1  |       |       |       | 64.2  | 89.0  | 38.9  | 143.1 | 186.7 | 101.5 | 278.5 | 409.9 | 154.5 | 298.9 | 498.6  | 150.1 |

\* Patients younger than 20 years of age are not reported

† The incident counts at day 91, on which the data presented in this table are based, are estimated (see methods)

¶ The incidence is underestimated by approximately 2% due to one centre not submitting data since 2014

Table B.3.3  
**Sex, mean age, and median age of incident patients**  
*at day 91*

|                                      | All |              |      |                |      |      | Men  |              |      |                |      |      | Women |              |      |                |      |      |
|--------------------------------------|-----|--------------|------|----------------|------|------|------|--------------|------|----------------|------|------|-------|--------------|------|----------------|------|------|
|                                      | %   | Mean (years) | SD   | Median (years) | P25  | P75  | %    | Mean (years) | SD   | Median (years) | P25  | P75  | %     | Mean (years) | SD   | Median (years) | P25  | P75  |
| Austria                              | 100 | 65.4         | 14.7 | 68.3           | 57.4 | 76.1 | 67.0 | 65.5         | 14.3 | 67.9           | 57.9 | 76.3 | 33.0  | 65.3         | 15.5 | 68.6           | 55.9 | 75.8 |
| Belgium, Dutch-speaking *            | 100 | 70.6         | 14.2 | 73.6           | 62.7 | 81.3 | 66.6 | 70.7         | 14.0 | 73.2           | 63.7 | 81.0 | 33.4  | 70.4         | 14.6 | 74.0           | 61.5 | 81.7 |
| Belgium, French-speaking *           | 100 | 68.3         | 14.1 | 70.8           | 60.7 | 79.0 | 62.7 | 68.4         | 13.6 | 70.8           | 60.7 | 78.7 | 37.3  | 68.1         | 14.8 | 70.6           | 60.7 | 79.4 |
| Bosnia and Herzegovina               | 100 | 61.9         | 14.0 | 63.7           | 53.6 | 72.2 | 62.0 | 60.8         | 13.5 | 61.5           | 53.5 | 70.4 | 38.0  | 63.6         | 14.6 | 67.3           | 54.2 | 74.8 |
| Denmark                              | 100 | 63.6         | 16.1 | 67.3           | 54.6 | 75.8 | 66.3 | 63.9         | 16.1 | 67.9           | 54.4 | 76.0 | 33.7  | 63.0         | 16.2 | 65.3           | 55.4 | 75.5 |
| Estonia †                            | 100 | 57.5         | 19.5 | 62.5           | 45.6 | 72.2 | 56.3 | 56.1         | 20.5 | 58.4           | 42.3 | 74.9 | 43.7  | 59.2         | 18.4 | 65.3           | 48.1 | 70.7 |
| Finland                              | 100 | 60.9         | 17.0 | 65.1           | 51.9 | 72.6 | 62.7 | 61.3         | 16.5 | 65.3           | 52.5 | 72.2 | 37.3  | 60.3         | 17.8 | 64.0           | 50.1 | 73.2 |
| France †                             | 100 | 67.4         | 16.0 | 70.2           | 58.8 | 79.5 | 63.8 | 67.8         | 15.6 | 70.4           | 59.8 | 79.5 | 36.2  | 66.8         | 16.7 | 69.8           | 57.3 | 79.6 |
| Greece                               | 100 | 70.7         | 14.0 | 73.2           | 63.7 | 81.1 | 65.1 | 70.0         | 13.9 | 72.2           | 62.5 | 80.3 | 34.9  | 71.9         | 14.3 | 74.8           | 65.2 | 82.4 |
| Iceland                              | 100 | 61.9         | 17.7 | 66.4           | 51.0 | 71.7 | 67.4 | 62.0         | 17.8 | 66.5           | 50.7 | 71.7 | 32.6  | 61.6         | 18.1 | 66.2           | 51.0 | 79.5 |
| Norway                               | 100 | 63.5         | 16.5 | 67.1           | 52.6 | 75.5 | 66.9 | 64.8         | 16.2 | 68.7           | 55.6 | 76.2 | 33.1  | 60.8         | 16.7 | 64.1           | 49.3 | 74.0 |
| Romania                              | 100 | 61.6         | 14.4 | 63.8           | 53.4 | 71.6 | 58.8 | 61.5         | 14.3 | 63.2           | 52.7 | 71.1 | 41.2  | 61.8         | 14.7 | 64.6           | 54.6 | 72.2 |
| Serbia †                             | 100 | 57.9         | 18.3 | 61.9           | 51.5 | 68.9 | 63.2 | 56.7         | 19.0 | 61.9           | 49.2 | 68.3 | 36.8  | 59.6         | 17.0 | 62.2           | 52.0 | 69.9 |
| Spain, Andalusia                     | 100 | 63.7         | 15.9 | 66.5           | 55.0 | 75.5 | 65.9 | 63.3         | 15.7 | 66.3           | 54.6 | 74.6 | 34.1  | 64.5         | 16.1 | 67.0           | 55.4 | 77.1 |
| Spain, Aragon                        | 100 | 64.7         | 16.2 | 68.6           | 52.3 | 77.6 | 71.3 | 66.1         | 16.3 | 70.0           | 58.4 | 77.9 | 28.7  | 61.3         | 15.6 | 63.1           | 48.2 | 73.8 |
| Spain, Asturias †                    | 100 | 66.9         | 15.5 | 71.8           | 60.8 | 76.8 | 64.5 | 65.7         | 15.9 | 70.0           | 56.6 | 75.9 | 35.5  | 69.4         | 14.6 | 73.3           | 64.2 | 78.3 |
| Spain, Basque country                | 100 | 63.9         | 16.6 | 67.4           | 55.4 | 75.4 | 70.5 | 65.0         | 15.9 | 68.8           | 56.8 | 75.6 | 29.5  | 61.2         | 18.1 | 65.8           | 52.4 | 73.6 |
| Spain, Canary Islands †              | 100 | 64.5         | 15.1 | 67.0           | 56.3 | 74.9 | 61.6 | 65.6         | 14.8 | 67.4           | 57.9 | 76.6 | 38.4  | 62.7         | 15.4 | 65.0           | 54.6 | 74.2 |
| Spain, Cantabria *                   | 100 | 64.3         | 14.0 | 67.1           | 56.3 | 75.3 | 75.9 | 64.4         | 14.1 | 68.0           | 58.0 | 75.0 | 24.1  | 64.0         | 14.2 | 63.9           | 55.0 | 76.8 |
| Spain, Castile and León *            | 100 | 67.5         | 13.0 | 69.0           | 58.4 | 77.7 | 69.2 | 67.4         | 12.5 | 68.7           | 59.4 | 76.7 | 30.8  | 67.5         | 14.2 | 70.7           | 56.2 | 79.3 |
| Spain, Castile-La Mancha *           | 100 | 66.3         | 13.7 | 68.7           | 57.5 | 77.1 | 69.0 | 66.8         | 12.8 | 69.0           | 59.6 | 76.8 | 31.0  | 65.0         | 15.5 | 67.0           | 54.5 | 77.4 |
| Spain, Catalonia †                   | 100 | 66.2         | 15.9 | 69.8           | 57.2 | 78.6 | 68.8 | 66.2         | 15.5 | 69.7           | 57.6 | 78.2 | 31.2  | 66.2         | 16.8 | 70.1           | 56.4 | 79.1 |
| Spain, Community of Madrid           | 100 | 65.0         | 15.9 | 68.1           | 56.2 | 77.1 | 68.1 | 65.7         | 15.3 | 68.9           | 57.5 | 77.0 | 31.9  | 63.4         | 17.0 | 66.3           | 53.3 | 77.2 |
| Spain, Extremadura                   | 100 | 63.2         | 14.9 | 65.1           | 54.1 | 74.4 | 66.1 | 64.6         | 13.5 | 65.6           | 55.8 | 74.0 | 33.9  | 60.5         | 17.0 | 60.5           | 48.3 | 74.4 |
| Spain, Galicia                       | 100 | 64.9         | 14.4 | 68.0           | 56.4 | 75.1 | 67.3 | 64.7         | 14.4 | 67.9           | 56.2 | 74.3 | 32.7  | 65.3         | 14.7 | 68.0           | 56.4 | 76.8 |
| Spain, Murcia                        | 100 | 64.9         | 14.4 | 67.5           | 56.5 | 75.4 | 74.2 | 64.5         | 14.8 | 67.3           | 55.8 | 75.1 | 25.8  | 66.2         | 13.1 | 67.7           | 57.4 | 77.4 |
| Spain, Navarre *                     | 100 | 65.4         | 15.1 | 68.7           | 57.2 | 76.7 | 62.3 | 67.4         | 13.1 | 70.2           | 58.2 | 76.9 | 37.7  | 62.1         | 17.6 | 64.0           | 49.1 | 76.2 |
| Sweden                               | 100 | 63.1         | 17.3 | 67.1           | 54.1 | 75.6 | 68.2 | 63.3         | 17.4 | 67.3           | 54.4 | 76.1 | 31.8  | 62.6         | 17.1 | 66.6           | 53.9 | 74.5 |
| Switzerland †                        | 100 | 65.2         | 16.5 | 68.8           | 56.1 | 77.8 | 63.4 | 65.3         | 16.1 | 68.5           | 55.8 | 77.1 | 36.6  | 65.1         | 17.2 | 69.8           | 56.2 | 78.3 |
| the Netherlands                      | 100 | 64.3         | 15.2 | 67.9           | 55.7 | 75.2 | 63.0 | 64.9         | 15.3 | 68.8           | 56.3 | 76.0 | 37.0  | 63.4         | 15.1 | 66.3           | 55.1 | 74.3 |
| United Kingdom, All countries * †    | 100 | 61.7         | 15.5 | 63.5           | 51.3 | 73.7 | 64.1 | 62.3         | 15.5 | 64.1           | 52.0 | 74.4 | 35.9  | 60.7         | 15.5 | 63.1           | 50.3 | 72.8 |
| United Kingdom, England * †          | 100 | 61.8         | 15.5 | 63.7           | 51.2 | 73.9 | 64.2 | 62.4         | 15.5 | 64.2           | 52.0 | 74.7 | 35.8  | 60.7         | 15.5 | 63.0           | 50.0 | 72.9 |
| United Kingdom, Northern Ireland * † | 100 | 63.3         | 15.5 | 67.0           | 53.2 | 75.2 | 64.0 | 64.2         | 15.3 | 67.9           | 55.0 | 75.1 | 36.0  | 61.8         | 15.9 | 60.6           | 47.1 | 75.3 |
| United Kingdom, Scotland             | 100 | 59.1         | 16.3 | 61.5           | 50.4 | 71.1 | 60.7 | 59.3         | 16.7 | 61.2           | 50.5 | 72.6 | 39.3  | 58.8         | 15.7 | 62.2           | 50.1 | 70.7 |
| United Kingdom, Wales * †            | 100 | 62.5         | 16.4 | 66.3           | 51.7 | 73.7 | 68.6 | 62.6         | 16.7 | 66.2           | 51.5 | 74.1 | 31.4  | 62.5         | 15.9 | 66.7           | 51.7 | 73.2 |

Categories may not add up because of missing values or rounding off

\* Patients younger than 20 years of age are not reported

† The incident counts at day 91, on which the data presented in this table are based, are estimated (see methods)

Table B.3.4  
**Incidence per million population, adjusted**  
*at day 91, adjusted for age and sex*

|                                      | All   | Men   | Women |
|--------------------------------------|-------|-------|-------|
|                                      | Pmp   | Pmp   | Pmp   |
| Austria                              | 116.6 | 159.3 | 75.8  |
| Belgium, Dutch-speaking *            | 160.4 | 213.1 | 110.1 |
| Belgium, French-speaking *           | 197.3 | 254.6 | 142.7 |
| Bosnia and Herzegovina               | 108.0 | 137.2 | 80.1  |
| Denmark                              | 122.2 | 161.6 | 84.7  |
| Estonia †                            | 67.5  | 84.1  | 51.7  |
| Finland                              | 94.5  | 119.6 | 70.7  |
| France †                             | 162.3 | 211.6 | 115.3 |
| Greece                               | 199.2 | 262.9 | 138.5 |
| Iceland                              | 160.6 | 211.2 | 112.3 |
| Norway                               | 113.9 | 151.5 | 78.1  |
| Romania                              | 164.0 | 202.8 | 127.1 |
| Serbia †                             | 96.0  | 125.2 | 68.2  |
| Spain, Andalusia                     | 134.4 | 179.2 | 91.7  |
| Spain, Aragon                        | 117.9 | 169.6 | 68.5  |
| Spain, Asturias †                    | 125.7 | 169.8 | 83.7  |
| Spain, Basque country                | 101.2 | 144.9 | 59.5  |
| Spain, Canary Islands †              | 171.1 | 212.8 | 131.3 |
| Spain, Cantabria *                   | 97.0  | 150.1 | 46.4  |
| Spain, Castile and León *            | 99.0  | 137.1 | 62.7  |
| Spain, Castile-La Mancha *           | 129.6 | 180.9 | 80.7  |
| Spain, Catalonia †                   | 160.7 | 224.9 | 99.5  |
| Spain, Community of Madrid           | 136.2 | 193.2 | 81.7  |
| Spain, Extremadura                   | 100.1 | 133.0 | 68.6  |
| Spain, Galicia                       | 131.3 | 180.6 | 84.3  |
| Spain, Murcia                        | 151.1 | 227.6 | 78.3  |
| Spain, Navarre *                     | 116.3 | 144.1 | 89.8  |
| Sweden                               | 105.0 | 142.4 | 69.4  |
| Switzerland †                        | 97.3  | 123.5 | 72.3  |
| the Netherlands                      | 108.3 | 136.2 | 81.8  |
| United Kingdom, All countries * † ¶  | 117.7 | 151.8 | 85.2  |
| United Kingdom, England * † ¶        | 118.7 | 153.1 | 85.9  |
| United Kingdom, Northern Ireland * † | 118.7 | 153.4 | 85.6  |
| United Kingdom, Scotland             | 112.8 | 140.4 | 86.6  |
| United Kingdom, Wales * †            | 113.7 | 157.2 | 72.2  |

\* Patients younger than 20 years of age are not reported

† The incident counts at day 91, on which the data presented in this table are based, are estimated (see methods)

¶ The incidence is underestimated by approximately 2% due to one centre not submitting data since 2014

Table B.3.5  
Incidence per million population and percentages by primary renal disease, unadjusted  
at day 91

|                                        | All   |     | GN   |      | PN   |     | PKD  |      | DM     |      |        |      |      |      | HT   |      | RVD  |      | Misc |      | Unkn |      | Missing |      |
|----------------------------------------|-------|-----|------|------|------|-----|------|------|--------|------|--------|------|------|------|------|------|------|------|------|------|------|------|---------|------|
|                                        |       |     |      |      |      |     |      |      | Type 1 |      | Type 2 |      | Both |      |      |      |      |      |      |      |      |      |         |      |
|                                        | Pmp   | %   | Pmp  | %    | Pmp  | %   | Pmp  | %    | Pmp    | %    | Pmp    | %    | Pmp  | %    | Pmp  | %    | Pmp  | %    | Pmp  | %    | Pmp  | %    | Pmp     | %    |
| Austria                                | 116.5 | 100 | 13.8 | 11.8 | 3.0  | 2.5 | 7.1  | 6.1  | 3.2    | 2.7  | 28.6   | 24.6 | 31.8 | 27.3 | 11.2 | 9.6  | 14.6 | 12.5 | 23.3 | 20.0 | 11.9 | 10.2 | 0       | 0    |
| Belgium, Dutch-speaking *              | 170.3 | 100 | 18.8 | 11.0 | 4.6  | 2.7 | 8.9  | 5.2  | 3.4    | 2.0  | 34.5   | 20.3 | 37.9 | 22.3 | 17.9 | 10.5 | 8.1  | 4.8  | 61.4 | 36.1 | 12.7 | 7.5  | 0       | 0    |
| Belgium, French-speaking *             | 177.3 | 100 | 14.1 | 7.9  | 4.6  | 2.6 | 8.7  | 4.9  | 4.3    | 2.5  | 41.6   | 23.5 | 45.9 | 25.9 | 37.2 | 21.0 | 2.7  | 1.5  | 44.7 | 25.2 | 19.5 | 11.0 | 0       | 0    |
| Bosnia and Herzegovina                 | 98.3  | 100 | 12.5 | 12.7 | 9.6  | 9.8 | 4.2  | 4.3  | 9.1    | 9.2  | 21.5   | 21.9 | 30.6 | 31.1 | 18.7 | 19.0 | 1.4  | 1.4  | 9.6  | 9.8  | 11.6 | 11.8 | 0       | 0    |
| Denmark                                | 122.3 | 100 | 12.9 | 10.5 | 7.2  | 5.9 | 6.5  | 5.3  | 7.4    | 6.0  | 23.9   | 19.5 | 31.3 | 25.6 | 19.6 | 16.0 | 1.9  | 1.5  | 22.3 | 18.3 | 20.6 | 16.9 | 0       | 0    |
| Estonia †                              | 66.0  | 100 | 12.1 | 18.4 | 2.3  | 3.4 | 3.0  | 4.6  |        |      |        |      | 12.1 | 18.4 | 18.2 | 27.6 | 0.8  | 1.1  | 17.5 | 26.4 | 0    | 0    | 0       | 0    |
| Finland                                | 98.4  | 100 | 15.4 | 15.7 | 5.3  | 5.4 | 6.5  | 6.6  | 18.5   | 18.8 | 14.3   | 14.6 | 32.9 | 33.4 | 6.4  | 6.5  | 0.2  | 0.2  | 17.4 | 17.7 | 14.3 | 14.6 | 0       | 0    |
| France †                               | 161.5 | 100 | 18.6 | 11.5 | 7.8  | 4.8 | 10.5 | 6.5  |        |      |        |      | 38.1 | 23.6 | 38.6 | 23.9 | 1.7  | 1.0  | 22.2 | 13.8 | 24.1 | 14.9 | 0       | 0    |
| Greece                                 | 224.6 | 100 | 15.4 | 6.9  | 10.6 | 4.7 | 9.2  | 4.1  | 3.6    | 1.6  | 54.1   | 24.1 | 57.7 | 25.7 | 23.7 | 10.6 | 2.8  | 1.2  | 25.8 | 11.5 | 79.3 | 35.3 | 0       | 0    |
| Iceland                                | 134.0 | 100 | 14.6 | 10.9 | 2.9  | 2.2 | 5.8  | 4.3  | 5.8    | 4.3  | 5.8    | 4.3  | 11.6 | 8.7  | 40.8 | 30.4 | 8.7  | 6.5  | 26.2 | 19.6 | 20.4 | 15.2 | 2.9     | 2.2  |
| Norway                                 | 105.4 | 100 | 18.4 | 17.4 | 4.0  | 3.8 | 8.9  | 8.5  | 6.3    | 5.9  | 13.1   | 12.4 | 19.3 | 18.3 | 29.4 | 27.9 | 0.9  | 0.9  | 22.2 | 21.0 | 2.1  | 2.0  | 0.2     | 0.2  |
| Romania                                | 161.6 | 100 | 13.8 | 8.6  | 5.7  | 3.5 | 3.5  | 2.2  |        |      |        |      | 21.3 | 13.2 | 11.4 | 7.1  | 0.5  | 0.3  | 24.7 | 15.3 | 80.6 | 49.9 | 0       | 0    |
| Serbia †                               | 101.3 | 100 | 13.1 | 12.9 | 7.2  | 7.1 | 5.0  | 4.9  |        |      |        |      | 29.0 | 28.6 | 26.4 | 26.0 | 0.6  | 0.6  | 14.4 | 14.3 | 5.6  | 5.6  | 0       | 0    |
| Spain, Andalusia                       | 126.8 | 100 | 18.0 | 14.2 | 7.6  | 6.0 | 7.5  | 5.9  |        |      |        |      | 30.9 | 24.4 | 16.9 | 13.3 | 1.2  | 0.9  | 20.9 | 16.5 | 23.8 | 18.8 | 0       | 0    |
| Spain, Aragon                          | 127.0 | 100 | 19.0 | 15.0 | 7.6  | 6.0 | 7.6  | 6.0  | 3.0    | 2.4  | 31.2   | 24.6 | 34.2 | 26.9 | 19.8 | 15.6 | 0.8  | 0.6  | 16.7 | 13.2 | 21.3 | 16.8 | 0       | 0    |
| Spain, Asturias †                      | 150.5 | 100 | 19.3 | 12.8 | 9.7  | 6.4 | 8.7  | 5.8  | 4.8    | 3.2  | 34.8   | 23.1 | 39.6 | 26.3 | 29.3 | 19.5 | 1.9  | 1.3  | 25.8 | 17.1 | 16.1 | 10.7 | 0       | 0    |
| Spain, Basque country                  | 111.1 | 100 | 12.4 | 11.2 | 6.9  | 6.2 | 8.8  | 7.9  | 2.8    | 2.5  | 29.5   | 26.6 | 32.3 | 29.0 | 19.8 | 17.8 | 0    | 0    | 17.1 | 15.4 | 13.8 | 12.4 | 0       | 0    |
| Spain, Canary Islands †                | 159.7 | 100 | 15.7 | 9.8  | 6.9  | 4.3 | 9.2  | 5.8  | 5.1    | 3.2  | 52.2   | 32.7 | 57.2 | 35.8 | 16.2 | 10.1 | 0.9  | 0.6  | 30.5 | 19.1 | 19.9 | 12.4 | 3.2     | 2.0  |
| Spain, Cantabria *                     | 99.8  | 100 | 22.4 | 22.4 | 8.6  | 8.6 | 8.6  | 8.6  | 0      | 0    | 22.4   | 22.4 | 22.4 | 22.4 | 15.5 | 15.5 | 6.9  | 6.9  | 3.4  | 3.4  | 3.4  | 3.4  | 8.6     | 8.6  |
| Spain, Castile and León * ‡            | 119.1 | 100 | 18.5 | 15.6 | 4.9  | 4.2 | 8.2  | 6.9  | 5.8    | 4.8  | 25.1   | 21.1 | 30.9 | 26.0 | 17.7 | 14.9 | 0    | 0    | 20.2 | 17.0 | 18.5 | 15.6 | 0       | 0    |
| Spain, Castile-La Mancha *             | 126.7 | 100 | 17.2 | 13.6 | 7.4  | 5.8 | 9.8  | 7.8  |        |      |        |      | 34.4 | 27.1 | 7.4  | 5.8  | 2.5  | 1.9  | 20.1 | 15.9 | 28.0 | 22.1 | 0       | 0    |
| Spain, Catalonia †                     | 158.0 | 100 | 15.8 | 10.0 | 6.5  | 4.1 | 8.9  | 5.6  | 2.0    | 1.3  | 30.7   | 19.5 | 33.1 | 21.0 | 9.9  | 6.3  | 4.1  | 2.6  | 33.9 | 21.4 | 45.9 | 29.0 | 0       | 0    |
| Spain, Community of Madrid             | 125.9 | 100 | 17.4 | 13.8 | 6.1  | 4.9 | 9.5  | 7.6  | 2.5    | 2.0  | 30.7   | 24.4 | 33.2 | 26.4 | 17.8 | 14.2 | 1.8  | 1.5  | 30.0 | 23.8 | 10.0 | 7.9  | 0       | 0    |
| Spain, Extremadura                     | 103.7 | 100 | 14.8 | 14.3 | 7.4  | 7.1 | 9.3  | 8.9  |        |      |        |      | 26.9 | 25.9 | 7.4  | 7.1  | 3.7  | 3.6  | 11.1 | 10.7 | 23.1 | 22.3 | 0       | 0    |
| Spain, Galicia                         | 151.5 | 100 | 21.1 | 13.9 | 3.7  | 2.4 | 15.5 | 10.2 | 3.3    | 2.2  | 32.1   | 21.2 | 35.5 | 23.4 | 12.6 | 8.3  | 1.1  | 0.7  | 27.0 | 17.8 | 35.1 | 23.2 | 0       | 0    |
| Spain, Murcia                          | 131.9 | 100 | 23.8 | 18.0 | 4.1  | 3.1 | 8.8  | 6.7  |        |      |        |      | 32.6 | 24.7 | 15.0 | 11.3 | 6.1  | 4.6  | 16.3 | 12.4 | 25.2 | 19.1 | 0       | 0    |
| Spain, Navarre *                       | 119.9 | 100 | 14.0 | 11.7 | 3.1  | 2.6 | 12.5 | 10.4 | 3.1    | 2.6  | 23.4   | 19.5 | 26.5 | 22.1 | 26.5 | 22.1 | 0    | 0    | 17.1 | 14.3 | 20.2 | 16.9 | 0       | 0    |
| Sweden ‡                               | 105.5 | 100 | 14.6 | 13.9 | 4.6  | 4.3 | 8.5  | 8.0  | 6.9    | 6.5  | 17.9   | 17.0 | 24.8 | 23.5 | 22.0 | 20.8 | 1.0  | 0.9  | 21.9 | 20.7 | 8.3  | 7.8  | 0       | 0    |
| Switzerland †                          | 96.1  | 100 | 13.8 | 14.4 | 2.2  | 2.3 | 5.2  | 5.4  | 3.8    | 3.9  | 15.1   | 15.8 | 18.9 | 19.7 | 20.3 | 21.1 | 2.7  | 2.8  | 25.0 | 26.0 | 7.9  | 8.2  | 0       | 0    |
| the Netherlands                        | 109.4 | 100 | 9.9  | 9.1  | 4.1  | 3.8 | 6.2  | 5.6  | 3.5    | 3.2  | 18.9   | 17.3 | 22.4 | 20.5 | 16.2 | 14.8 | 12.6 | 11.5 | 22.0 | 20.1 | 13.1 | 12.0 | 2.9     | 2.6  |
| United Kingdom, All countries * † ¶ #  | 112.9 | 100 | 14.1 | 12.5 | 6.1  | 5.4 | 6.5  | 5.8  |        |      |        |      | 28.7 | 25.4 | 6.2  | 5.5  | 1.9  | 1.7  | 19.6 | 17.3 | 14.4 | 12.7 | 15.3    | 13.6 |
| United Kingdom, England * † ¶ #        | 113.2 | 100 | 13.1 | 11.6 | 5.8  | 5.1 | 6.1  | 5.4  |        |      |        |      | 28.6 | 25.3 | 6.6  | 5.8  | 2.0  | 1.7  | 18.5 | 16.4 | 14.6 | 12.9 | 17.9    | 15.8 |
| United Kingdom, Northern Ireland * † # | 106.9 | 100 | 15.0 | 14.0 | 8.0  | 7.5 | 6.8  | 6.3  |        |      |        |      | 24.6 | 23.0 | 3.7  | 3.5  |      |      | 17.1 | 16.0 | 22.3 | 20.8 | 7.3     | 6.8  |
| United Kingdom, Scotland               | 112.6 | 100 | 20.5 | 18.2 | 8.1  | 7.2 | 9.4  | 8.3  |        |      |        |      | 29.9 | 26.5 | 4.1  | 3.6  | 2.0  | 1.8  | 26.5 | 23.6 | 12.0 | 10.6 | 0.2     | 0.2  |
| United Kingdom, Wales * † #            | 116.6 | 100 | 20.5 | 17.6 | 7.6  | 6.5 | 8.5  | 7.3  |        |      |        |      | 31.0 | 26.6 | 5.3  | 4.6  |      |      | 29.3 | 25.2 | 11.3 | 9.7  | 1.7     | 1.5  |

Abbreviations used: GN: glomerulonephritis/sclerosis; PN: pyelonephritis; PKD: polycystic kidneys, adult type; DM: diabetes mellitus; HT: hypertension; RVD: renal vascular disease; Misc: miscellaneous; Unkn: unknown  
Categories may not add up because of rounding off or a limited number of cases (<10%) with diabetes mellitus type unknown; When cells are left empty, (complete) data are unavailable

\* Patients younger than 20 years of age are not reported

† The incident counts at day 91, on which the data presented in this table are based, are estimated (see methods)

‡ Mapping the 2018 Primary Renal Disease (PRD) codes to the old PRD codes results in a different distribution of PRD groups

¶ The incidence is underestimated by approximately 2% due to one centre not submitting data since 2014

# Values based on 1 to 5 patients are suppressed

Table B.3.6  
**Incidence per million population by primary renal disease, adjusted**  
*at day 91, adjusted for age and sex*

|                                        | All   | GN   | PN   | PKD  | DM     |        |      | HT   | RVD  | Misc | Unkn | Missing |
|----------------------------------------|-------|------|------|------|--------|--------|------|------|------|------|------|---------|
|                                        | Pmp   | Pmp  | Pmp  | Pmp  | Type 1 | Type 2 | Both | Pmp  | Pmp  | Pmp  | Pmp  | Pmp     |
|                                        |       |      |      |      | Pmp    | Pmp    | Pmp  |      |      |      |      |         |
| Austria                                | 116.6 | 13.6 | 3.0  | 6.9  | 3.1    | 28.7   | 31.8 | 11.2 | 14.9 | 23.3 | 11.9 | 0       |
| Belgium, Dutch-speaking *              | 160.4 | 18.1 | 4.3  | 8.7  | 3.4    | 32.5   | 36.0 | 16.6 | 7.2  | 57.4 | 12.1 | 0       |
| Belgium, French-speaking *             | 197.3 | 15.2 | 5.2  | 9.4  | 4.6    | 46.5   | 51.2 | 42.1 | 3.1  | 49.6 | 21.7 | 0       |
| Bosnia and Herzegovina                 | 108.0 | 12.9 | 11.5 | 4.1  | 9.9    | 23.6   | 33.5 | 20.6 | 1.6  | 11.1 | 12.7 | 0       |
| Denmark                                | 122.2 | 13.0 | 7.1  | 6.6  | 7.6    | 23.4   | 31.1 | 19.8 | 2.0  | 21.8 | 20.9 | 0       |
| Estonia †                              | 67.5  | 12.9 | 2.3  | 3.2  |        |        | 12.6 | 18.5 | 0.7  | 17.4 | 0    | 0       |
| Finland                                | 94.5  | 14.6 | 4.9  | 6.8  | 19.1   | 13.0   | 32.1 | 5.9  | 0.2  | 16.4 | 13.6 | 0       |
| France †                               | 162.3 | 19.1 | 7.9  | 10.9 |        |        | 38.4 | 38.0 | 1.7  | 22.5 | 23.9 | 0       |
| Greece                                 | 199.2 | 14.5 | 9.3  | 8.8  | 3.6    | 48.4   | 52.0 | 20.9 | 2.4  | 23.0 | 68.2 | 0       |
| Iceland                                | 160.6 | 17.1 | 3.2  | 6.7  | 6.5    | 6.6    | 13.1 | 50.7 | 10.1 | 28.6 | 27.1 | 4.0     |
| Norway                                 | 113.9 | 19.3 | 4.3  | 9.9  | 6.6    | 14.0   | 20.5 | 32.6 | 1.1  | 23.6 | 2.4  | 0.2     |
| Romania                                | 164.0 | 14.1 | 5.8  | 3.6  |        |        | 21.3 | 11.7 | 0.5  | 25.2 | 81.9 | 0       |
| Serbia †                               | 96.0  | 12.3 | 7.2  | 4.9  |        |        | 27.2 | 25.2 | 0.5  | 13.6 | 5.4  | 0       |
| Spain, Andalusia                       | 134.4 | 18.6 | 8.0  | 7.6  |        |        | 33.2 | 18.2 | 1.3  | 22.0 | 25.7 | 0       |
| Spain, Aragon                          | 117.9 | 17.9 | 7.0  | 7.2  | 3.0    | 29.6   | 32.6 | 17.2 | 0.5  | 15.7 | 19.8 | 0       |
| Spain, Asturias †                      | 126.2 | 17.5 | 8.8  | 7.0  | 4.3    | 28.1   | 32.4 | 23.0 | 1.2  | 22.9 | 13.5 | 0       |
| Spain, Basque country                  | 101.2 | 12.0 | 6.4  | 8.1  | 2.6    | 26.1   | 28.8 | 17.4 | 0    | 15.8 | 12.7 | 0       |
| Spain, Canary Islands †                | 171.1 | 15.1 | 7.3  | 9.2  | 4.7    | 58.6   | 63.3 | 18.1 | 0.9  | 32.8 | 21.3 | 3.1     |
| Spain, Cantabria *                     | 97.0  | 22.5 | 8.4  | 7.7  | 0      | 21.5   | 21.5 | 14.5 | 6.6  | 3.5  | 3.1  | 9.2     |
| Spain, Castile and León * ‡            | 99.0  | 16.4 | 3.9  | 7.4  | 5.7    | 19.9   | 25.6 | 13.8 | 0    | 17.5 | 14.3 | 0       |
| Spain, Castile-La Mancha *             | 129.6 | 17.8 | 7.4  | 10.4 |        |        | 35.0 | 7.0  | 2.6  | 20.6 | 28.8 | 0       |
| Spain, Catalonia †                     | 160.7 | 15.7 | 6.7  | 8.8  | 1.9    | 31.8   | 34.1 | 10.0 | 4.1  | 34.9 | 46.4 | 0       |
| Spain, Community of Madrid             | 136.2 | 18.6 | 6.8  | 9.8  | 2.2    | 34.3   | 36.5 | 19.3 | 2.1  | 32.4 | 10.7 | 0       |
| Spain, Extremadura                     | 100.1 | 14.7 | 7.4  | 8.7  |        |        | 26.0 | 7.0  | 3.3  | 11.4 | 21.5 | 0       |
| Spain, Galicia                         | 131.3 | 18.7 | 3.1  | 14.2 | 3.0    | 28.0   | 31.0 | 10.2 | 0.9  | 24.0 | 29.2 | 0       |
| Spain, Murcia                          | 151.1 | 26.3 | 4.7  | 9.7  |        |        | 37.7 | 17.4 | 7.5  | 18.4 | 29.5 | 0       |
| Spain, Navarre *                       | 116.3 | 13.5 | 3.2  | 13.1 | 3.0    | 23.5   | 26.5 | 24.9 | 0    | 15.7 | 19.4 | 0       |
| Sweden ‡                               | 105.0 | 14.8 | 4.3  | 8.9  | 7.3    | 17.6   | 24.9 | 21.1 | 1.0  | 21.8 | 8.1  | 0       |
| Switzerland †                          | 97.3  | 13.8 | 2.2  | 5.2  | 3.8    | 15.4   | 19.2 | 20.7 | 2.8  | 25.3 | 8.1  | 0       |
| the Netherlands                        | 108.3 | 9.8  | 4.1  | 6.1  | 3.6    | 18.5   | 22.1 | 16.3 | 12.4 | 21.6 | 13.2 | 2.8     |
| United Kingdom, All countries * † ¶ #  | 117.7 | 14.7 | 6.2  | 6.9  |        |        | 30.1 | 6.5  | 2.0  | 20.3 | 15.0 | 16.0    |
| United Kingdom, England * † ¶ #        | 118.7 | 13.7 | 6.0  | 6.5  |        |        | 30.2 | 6.9  | 2.0  | 19.3 | 15.3 | 18.8    |
| United Kingdom, Northern Ireland * † # | 118.7 | 16.5 | 9.0  | 7.8  |        |        | 26.7 | 4.3  |      | 19.3 | 25.1 | 8.2     |
| United Kingdom, Scotland               | 112.8 | 20.5 | 8.0  | 9.6  |        |        | 29.9 | 4.0  | 2.1  | 26.5 | 12.0 | 0.2     |
| United Kingdom, Wales * † #            | 113.7 | 20.3 | 7.6  | 8.9  |        |        | 30.8 | 4.9  |      | 27.9 | 10.7 | 1.7     |

Abbreviations used: GN: glomerulonephritis/sclerosis; PN: pyelonephritis; PKD: polycystic kidneys, adult type; DM: diabetes mellitus; HT: hypertension; RVD: renal vascular disease; Misc: miscellaneous; Unkn: unknown  
 Categories may not add up because of rounding off or a limited number of cases (<10%) with diabetes mellitus type unknown; When cells are left empty, (complete) data are unavailable

\* Patients younger than 20 years of age are not reported

† The incident counts at day 91, on which the data presented in this table are based, are estimated (see methods)

‡ Mapping the 2018 Primary Renal Disease (PRD) codes to the old PRD codes results in a different distribution of PRD groups

¶ The incidence is underestimated by approximately 2% due to one centre not submitting data since 2014

# Values based on 1 to 5 patients are suppressed

Table B.3.7  
Incident counts by treatment modality  
at day 91

|                                         | All   | Haemodialysis      |         |              |    |      |                 | Peritoneal dialysis |      |              |          | Kidney transplant |                |              |          | Unkn | Missing |
|-----------------------------------------|-------|--------------------|---------|--------------|----|------|-----------------|---------------------|------|--------------|----------|-------------------|----------------|--------------|----------|------|---------|
|                                         |       | HD hospital/centre | HD home | HD type Unkn | HF | HDF  | Total HD/HF/HDF | APD                 | CAPD | PD type Unkn | Total PD | Living donor      | Deceased donor | Tx type Unkn | Total Tx |      |         |
|                                         |       | N                  | N       | N            | N  | N    | N               | N                   | N    | N            | N        | N                 | N              | N            | N        |      |         |
| Austria                                 | 1022  | 801                | 0       | 1            | 0  | 81   | 883             | 33                  | 63   | 4            | 100      | 27                | 12             | 0            | 39       | 0    | 0       |
| Belgium, Dutch-speaking *               | 1114  | 592                | 8       | 0            | 0  | 341  | 941             | 87                  | 56   | 0            | 143      | 11                | 19             | 0            | 30       | 0    | 0       |
| Belgium, French-speaking *              | 857   | 487                | 9       | 0            | 10 | 226  | 732             | 35                  | 58   | 0            | 93       | 11                | 21             | 0            | 32       | 0    | 0       |
| Bosnia and Herzegovina                  | 347   | 293                | 0       | 0            | 0  | 40   | 333             | 0                   | 11   | 0            | 11       | 3                 | 0              | 0            | 3        | 0    | 0       |
| Denmark &                               | 712   | 423                | 2       | 0            |    |      | 425             | 84                  | 124  | 0            | 208      | 33                | 46             | 0            | 79       | 0    | 0       |
| Estonia †                               | 87    | 60                 | 0       | 0            | 0  | 0    | 60              | 7                   | 14   | 0            | 21       | 4                 | 2              | 0            | 6        | 0    | 0       |
| Finland                                 | 542   | 302                | 25      | 0            | 0  | 52   | 379             | 81                  | 68   | 0            | 149      | 8                 | 6              | 0            | 14       | 0    | 0       |
| France †                                | 10800 | 6711               | 10      | 9            | 13 | 2240 | 8983            | 410                 | 786  | 1            | 1197     | 231               | 379            | 0            | 610      | 11   | 0       |
| Greece                                  | 2415  | 2144               | 0       | 0            | 0  | 112  | 2256            | 69                  | 80   | 0            | 149      | 9                 | 1              | 0            | 10       | 0    | 0       |
| Iceland                                 | 46    | 27                 | 0       | 0            |    |      | 27              | 0                   | 0    | 13           | 13       | 5                 | 1              | 0            | 6        | 0    | 0       |
| Norway                                  | 556   | 334                | 0       | 0            |    |      | 334             |                     |      | 138          | 138      | 42                | 42             | 0            | 84       | 0    | 0       |
| Romania                                 | 3071  | 2975               | 0       | 0            | 1  | 1    | 2977            | 6                   | 65   | 0            | 71       | 14                | 9              | 0            | 23       | 0    | 0       |
| Serbia †                                | 690   | 514                | 5       | 1            | 0  | 41   | 561             | 4                   | 98   | 0            | 102      | 5                 | 23             | 0            | 28       | 0    | 0       |
| Spain, Andalusia                        | 1066  | 823                | 2       | 0            |    |      | 825             |                     |      | 151          | 151      | 30                | 60             | 0            | 90       | 0    | 0       |
| Spain, Aragon                           | 167   | 97                 | 0       | 0            |    | 24   | 121             | 6                   | 24   | 0            | 30       | 8                 | 8              | 0            | 16       | 0    | 0       |
| Spain, Asturias †                       | 156   | 115                | 0       | 0            |    | 0    | 115             | 13                  | 22   | 0            | 35       | 2                 | 3              | 0            | 5        | 0    | 0       |
| Spain, Basque country                   | 241   | 176                | 2       | 0            |    |      | 178             | 4                   | 47   | 0            | 51       | 9                 | 3              | 0            | 12       | 0    | 0       |
| Spain, Canary Islands †                 | 346   | 287                | 0       | 0            | 0  | 0    | 287             | 0                   | 0    | 54           | 54       | 4                 | 0              | 1            | 5        | 0    | 0       |
| Spain, Cantabria *                      | 58    | 43                 | 0       | 0            |    |      | 43              | 2                   | 9    | 0            | 11       | 2                 | 2              | 0            | 4        | 0    | 0       |
| Spain, Castile and León *               | 289   | 221                | 1       | 0            |    |      | 222             | 27                  | 29   | 0            | 56       | 5                 | 1              | 4            | 10       | 1    | 0       |
| Spain, Castile-La Mancha *              | 258   | 198                | 0       | 0            |    |      | 198             | 5                   | 48   | 0            | 53       | 2                 | 5              | 0            | 7        | 0    | 0       |
| Spain, Catalonia †                      | 1194  | 441                | 0       | 0            |    | 479  | 920             | 40                  | 129  | 0            | 169      | 71                | 34             | 0            | 105      | 0    | 0       |
| Spain, Community of Madrid              | 819   | 639                | 0       | 0            |    |      | 639             | 35                  | 104  | 0            | 139      | 13                | 28             | 0            | 41       | 0    | 0       |
| Spain, Extremadura                      | 112   | 95                 | 0       | 0            |    |      | 95              | 11                  | 6    | 0            | 17       | 0                 | 0              | 0            | 0        | 0    | 0       |
| Spain, Galicia                          | 410   | 293                | 7       | 0            | 0  | 0    | 300             | 9                   | 84   | 0            | 93       | 14                | 1              | 2            | 17       | 0    | 0       |
| Spain, Murcia                           | 194   | 116                | 0       | 0            | 0  | 51   | 167             | 1                   | 21   | 0            | 22       | 5                 | 0              | 0            | 5        | 0    | 0       |
| Spain, Navarre *                        | 77    | 54                 | 2       | 0            |    |      | 56              | 17                  | 1    | 0            | 18       | 1                 | 2              | 0            | 3        | 0    | 0       |
| Sweden                                  | 1061  | 602                | 11      | 0            |    |      | 613             |                     |      | 339          | 339      | 53                | 55             | 0            | 108      | 1    | 0       |
| Switzerland †                           | 812   | 602                | 9       | 2            | 29 | 0    | 643             | 41                  | 63   | 0            | 104      | 49                | 16             | 0            | 65       | 0    | 0       |
| the Netherlands                         | 1743  | 1133               | 6       | 0            |    | 31   | 1170            | 135                 | 176  | 0            | 311      | 229               | 32             | 0            | 261      | 1    | 0       |
| United Kingdom, All countries * † ¶ § # | 7454  | 4345               | 38      |              | 11 | 779  | 5174            | 782                 | 701  | 5            | 1488     | 334               | 419            | 34           | 787      | 5    |         |
| United Kingdom, England * † ¶ #         | 6294  | 3529               | 36      |              | 11 | 765  | 4342            | 691                 | 599  | 5            | 1295     | 260               | 360            | 34           | 653      |      |         |
| United Kingdom, Northern Ireland * † #  | 200   | 124                |         | 0            | 0  |      | 126             | 29                  |      | 0            | 29       | 37                | 8              | 0            | 45       | 0    |         |
| United Kingdom, Scotland                | 611   | 456                | 0       | 0            |    |      | 456             | 40                  | 47   | 0            | 87       | 32                | 36             | 0            | 68       | 0    | 0       |
| United Kingdom, Wales * † #             | 364   | 246                |         | 0            | 0  | 14   | 260             | 25                  | 54   | 0            | 79       | 7                 | 16             | 0            | 24       |      |         |

Abbreviations used: HD: haemodialysis; Unkn: unknown; HF: haemofiltration; HDF: haemodiafiltration; APD: automated peritoneal dialysis; CAPD: continuous ambulatory peritoneal dialysis; PD: peritoneal dialysis; Tx: transplant  
Categories may not add up because of rounding off; When cells are left empty, (complete) data are unavailable

\* Patients younger than 20 years of age are not reported

& No distinction is made between HD and HDF

† The incident counts at day 91 are estimated (see methods)

|| The incidence of pre-emptive transplantation is underestimated by approximately 30%

¶ The incidence is underestimated by approximately 2% due to one centre not submitting data since 2014

§ HDF is not accurately captured from some units and so usage may be an underestimate for the UK

# Values based on 1 to 5 patients are suppressed



Table B.3.8  
Incidence per million population by treatment modality, unadjusted  
at day 91

|                                         | All                |         |              |     |      |                 |       |                     |              |          |              |                   |              |          |      |     | Unkn | Missing |
|-----------------------------------------|--------------------|---------|--------------|-----|------|-----------------|-------|---------------------|--------------|----------|--------------|-------------------|--------------|----------|------|-----|------|---------|
|                                         | Haemodialysis      |         |              |     |      |                 |       | Peritoneal dialysis |              |          |              | Kidney transplant |              |          |      |     |      |         |
|                                         | HD hospital/centre | HD home | HD type Unkn | HF  | HDF  | Total HD/HF/HDF | APD   | CAPD                | PD type Unkn | Total PD | Living donor | Deceased donor    | Tx type Unkn | Total Tx |      |     |      |         |
| Pmp                                     | Pmp                | Pmp     | Pmp          | Pmp | Pmp  | Pmp             | Pmp   | Pmp                 | Pmp          | Pmp      | Pmp          | Pmp               | Pmp          | Pmp      | Pmp  |     |      |         |
| Austria                                 | 116.5              | 91.3    | 0            | 0.1 | 0    | 9.2             | 100.7 | 3.8                 | 7.2          | 0.5      | 11.4         | 3.1               | 1.4          | 0        | 4.4  | 0   | 0    |         |
| Belgium, Dutch-speaking *               | 170.3              | 90.5    | 1.2          | 0   | 0    | 52.1            | 143.8 | 13.3                | 8.6          | 0        | 21.9         | 1.7               | 2.9          | 0        | 4.6  | 0   | 0    |         |
| Belgium, French-speaking *              | 177.3              | 100.8   | 1.9          | 0   | 2.1  | 46.8            | 151.5 | 7.2                 | 12.0         | 0        | 19.2         | 2.3               | 4.3          | 0        | 6.6  | 0   | 0    |         |
| Bosnia and Herzegovina                  | 98.3               | 83.0    | 0            | 0   | 0    | 11.3            | 94.3  | 0                   | 3.1          | 0        | 3.1          | 0.8               | 0            | 0        | 0.8  | 0   | 0    |         |
| Denmark &                               | 122.3              | 72.7    | 0.3          | 0   |      |                 | 73.0  | 14.4                | 21.3         | 0        | 35.7         | 5.7               | 7.9          | 0        | 13.6 | 0   | 0    |         |
| Estonia †                               | 66.0               | 45.3    | 0            | 0   | 0    | 0               | 45.3  | 5.3                 | 10.6         | 0        | 15.9         | 3.0               | 1.8          | 0        | 4.8  | 0   | 0    |         |
| Finland                                 | 98.4               | 54.8    | 4.5          | 0   | 0    | 9.4             | 68.8  | 14.7                | 12.3         | 0        | 27.1         | 1.5               | 1.1          | 0        | 2.5  | 0   | 0    |         |
| France †                                | 161.5              | 100.4   | 0.1          | 0.1 | 0.2  | 33.5            | 134.3 | 6.1                 | 11.8         | 0        | 17.9         | 3.5               | 5.7          | 0        | 9.1  | 0.2 | 0    |         |
| Greece                                  | 224.6              | 199.4   | 0            | 0   | 0    | 10.4            | 209.8 | 6.4                 | 7.4          | 0        | 13.9         | 0.8               | 0.1          | 0        | 0.9  | 0   | 0    |         |
| Iceland                                 | 134.0              | 78.6    | 0            | 0   |      |                 | 78.6  | 0                   | 0            | 37.9     | 37.9         | 14.6              | 2.9          | 0        | 17.5 | 0   | 0    |         |
| Norway                                  | 105.4              | 63.3    | 0            | 0   |      |                 | 63.3  |                     |              | 26.2     | 26.2         | 8.0               | 8.0          | 0        | 15.9 | 0   | 0    |         |
| Romania                                 | 161.6              | 156.6   | 0            | 0   | 0.1  | 0.1             | 156.7 | 0.3                 | 3.4          | 0        | 3.7          | 0.7               | 0.5          | 0        | 1.2  | 0   | 0    |         |
| Serbia †                                | 101.3              | 75.4    | 0.7          | 0.1 | 0    | 6.1             | 82.3  | 0.5                 | 14.4         | 0        | 14.9         | 0.7               | 3.3          | 0        | 4.1  | 0   | 0    |         |
| Spain, Andalusia                        | 126.8              | 97.9    | 0.2          | 0   |      |                 | 98.1  |                     |              | 18.0     | 18.0         | 3.6               | 7.1          | 0        | 10.7 | 0   | 0    |         |
| Spain, Aragon                           | 127.0              | 73.8    | 0            | 0   |      | 18.3            | 92.0  | 4.6                 | 18.3         | 0        | 22.8         | 6.1               | 6.1          | 0        | 12.2 | 0   | 0    |         |
| Spain, Asturias †                       | 150.5              | 111.2   | 0            | 0   |      | 0               | 111.2 | 12.6                | 21.6         | 0        | 34.2         | 1.9               | 3.2          | 0        | 5.2  | 0   | 0    |         |
| Spain, Basque country                   | 111.1              | 81.1    | 0.9          | 0   |      |                 | 82.1  | 1.8                 | 21.7         | 0        | 23.5         | 4.1               | 1.4          | 0        | 5.5  | 0   | 0    |         |
| Spain, Canary Islands †                 | 159.7              | 132.3   | 0            | 0   | 0    | 0               | 132.3 | 0                   | 0            | 25.1     | 25.1         | 1.8               | 0            | 0.5      | 2.3  | 0   | 0    |         |
| Spain, Cantabria *                      | 99.8               | 74.0    | 0            | 0   |      |                 | 74.0  | 3.4                 | 15.5         | 0        | 18.9         | 3.4               | 3.4          | 0        | 6.9  | 0   | 0    |         |
| Spain, Castile and León *               | 119.1              | 91.1    | 0.4          | 0   |      |                 | 91.5  | 11.1                | 11.9         | 0        | 23.1         | 2.1               | 0.4          | 1.6      | 4.1  | 0.4 | 0    |         |
| Spain, Castile-La Mancha *              | 126.7              | 97.2    | 0            | 0   |      |                 | 97.2  | 2.5                 | 23.6         | 0        | 26.0         | 1.0               | 2.5          | 0        | 3.4  | 0   | 0    |         |
| Spain, Catalonia †                      | 158.0              | 58.4    | 0            | 0   |      | 63.4            | 121.7 | 5.2                 | 17.1         | 0        | 22.4         | 9.4               | 4.5          | 0        | 13.9 | 0   | 0    |         |
| Spain, Community of Madrid              | 125.9              | 98.2    | 0            | 0   |      |                 | 98.2  | 5.4                 | 16.0         | 0        | 21.4         | 2.0               | 4.3          | 0        | 6.3  | 0   | 0    |         |
| Spain, Extremadura                      | 103.7              | 88.0    | 0            | 0   |      |                 | 88.0  | 10.2                | 5.6          | 0        | 15.7         | 0                 | 0            | 0        | 0    | 0   | 0    |         |
| Spain, Galicia                          | 151.5              | 108.3   | 2.6          | 0   | 0    | 0               | 110.8 | 3.3                 | 31.0         | 0        | 34.4         | 5.2               | 0.4          | 0.7      | 6.3  | 0   | 0    |         |
| Spain, Murcia                           | 131.9              | 78.9    | 0            | 0   | 0    | 34.7            | 113.6 | 0.7                 | 14.3         | 0        | 15.0         | 3.4               | 0            | 0        | 3.4  | 0   | 0    |         |
| Spain, Navarre *                        | 119.9              | 84.1    | 3.1          | 0   |      |                 | 87.2  | 26.5                | 1.6          | 0        | 28.0         | 1.6               | 3.1          | 0        | 4.7  | 0   | 0    |         |
| Sweden                                  | 105.5              | 59.9    | 1.1          | 0   |      |                 | 60.9  |                     |              | 33.7     | 33.7         | 5.3               | 5.5          | 0        | 10.7 | 0.1 | 0    |         |
| Switzerland †                           | 96.1               | 71.2    | 1.1          | 0.3 | 3.5  | 0               | 76.1  | 4.8                 | 7.5          | 0        | 12.3         | 5.8               | 1.9          | 0        | 7.7  | 0   | 0    |         |
| the Netherlands                         | 109.4              | 71.1    | 0.4          | 0   |      | 1.9             | 73.4  | 8.5                 | 11.0         | 0        | 19.5         | 14.4              | 2.0          | 0        | 16.4 | 0.1 | 0    |         |
| United Kingdom, All countries * † ¶ § # | 112.9              | 65.8    | 0.6          |     | 0.2  | 11.8            | 78.3  | 11.8                | 10.6         | 0.1      | 22.5         | 5.1               | 6.3          | 0.5      | 11.9 | 0.1 |      |         |
| United Kingdom, England * † ¶ § #       | 113.2              | 63.4    | 0.6          |     | 0.2  | 13.8            | 78.1  | 12.4                | 10.8         | 0.1      | 23.3         | 4.7               | 6.5          | 0.6      | 11.7 |     |      |         |
| United Kingdom, Northern Ireland * † #  | 106.9              | 66.5    |              | 0   | -0.2 |                 | 67.2  | 15.5                |              | 0        | 15.7         | 19.8              | 4.3          | 0        | 24.1 | 0   |      |         |
| United Kingdom, Scotland                | 112.6              | 84.1    | 0            | 0   |      |                 | 84.1  | 7.4                 | 8.7          | 0        | 16.0         | 5.9               | 6.6          | 0        | 12.5 | 0   | 0    |         |
| United Kingdom, Wales * † #             | 116.6              | 78.6    |              | 0   | 0    | 4.4             | 83.3  | 8.1                 | 17.2         | 0        | 25.3         | 2.3               | 5.2          | 0        | 7.6  |     |      |         |

Abbreviations used: HD: haemodialysis; Unkn: unknown; HF: haemofiltration; HDF: haemodiafiltration; APD: automated peritoneal dialysis; CAPD: continuous ambulatory peritoneal dialysis; PD: peritoneal dialysis; Tx: transplant  
Categories may not add up because of rounding off; When cells are left empty, (complete) data are unavailable

\* Patients younger than 20 years of age are not reported

& No distinction is made between HD and HDF

† The incident counts at day 91, on which the data presented in this table are based, are estimated (see methods)

|| The incidence of pre-emptive transplantation is underestimated by approximately 30%

¶ The incidence is underestimated by approximately 2% due to one centre not submitting data since 2014

§ HDF is not accurately captured from some units and so usage may be an underestimate for the UK

# Values based on 1 to 5 patients are suppressed

Table B.3.9  
Incidence per million population by treatment modality, adjusted  
at day 91, adjusted for age and sex

|                                         | Incidence per million population by treatment modality, adjusted at day 91, adjusted for age and sex |                    |         |              |     |      |                 |                     |      |              |          |                   |                |              |          |      |         |
|-----------------------------------------|------------------------------------------------------------------------------------------------------|--------------------|---------|--------------|-----|------|-----------------|---------------------|------|--------------|----------|-------------------|----------------|--------------|----------|------|---------|
|                                         | All                                                                                                  | Haemodialysis      |         |              |     |      |                 | Peritoneal dialysis |      |              |          | Kidney transplant |                |              |          | Unkn | Missing |
|                                         | Pmp                                                                                                  | HD hospital/centre | HD home | HD type Unkn | HF  | HDF  | Total HD/HF/HDF | APD                 | CAPD | PD type Unkn | Total PD | Living donor      | Deceased donor | Tx type Unkn | Total Tx | Pmp  | Pmp     |
| Austria                                 | 116.6                                                                                                | 91.5               | 0       | 0.1          | 0   | 9.3  | 100.9           | 3.7                 | 7.1  | 0.5          | 11.2     | 3.0               | 1.4            | 0            | 4.4      | 0    | 0       |
| Belgium, Dutch-speaking *               | 160.4                                                                                                | 84.9               | 1.2     | 0            | 0   | 48.9 | 135.0           | 13.0                | 7.9  | 0            | 20.9     | 1.7               | 2.8            | 0            | 4.5      | 0    | 0       |
| Belgium, French-speaking *              | 197.3                                                                                                | 112.5              | 2.0     | 0            | 2.3 | 52.2 | 169.0           | 8.0                 | 13.4 | 0            | 21.4     | 2.3               | 4.6            | 0            | 6.9      | 0    | 0       |
| Bosnia and Herzegovina                  | 108.0                                                                                                | 92.0               | 0       | 0            | 0   | 11.9 | 103.9           | 0                   | 3.3  | 0            | 3.3      | 0.8               | 0              | 0            | 0.8      | 0    | 0       |
| Denmark &                               | 122.2                                                                                                | 72.0               | 0.3     | 0            |     |      | 72.3            | 14.6                | 21.6 | 0            | 36.2     | 5.8               | 8.0            | 0            | 13.8     | 0    | 0       |
| Estonia †                               | 202.6                                                                                                | 0                  | 0       | 0            | 0   | 0    | 0               | 1.2                 | 0    | 0            | 1.2      | 2.7               | 1.0            | 0            | 3.7      | 0    | 0       |
| Finland                                 | 94.5                                                                                                 | 51.8               | 4.8     | 0            | 0   | 9.2  | 65.8            | 14.5                | 11.7 | 0            | 26.2     | 1.5               | 1.1            | 0            | 2.6      | 0    | 0       |
| France †                                | 162.3                                                                                                | 100.6              | 0.2     | 0.1          | 0.2 | 33.5 | 134.6           | 6.3                 | 11.6 | 0            | 17.9     | 3.7               | 6.0            | 0            | 9.6      | 0.2  | 0       |
| Greece                                  | 199.2                                                                                                | 175.9              | 0       | 0            | 0   | 9.7  | 185.6           | 5.9                 | 6.8  | 0            | 12.7     | 0.9               | 0.1            | 0            | 1.0      | 0    | 0       |
| Iceland                                 | 160.6                                                                                                | 95.7               | 0       | 0            |     |      | 95.7            | 0                   | 0    | 46.1         | 46.1     | 15.6              | 3.2            | 0            | 18.8     | 0    | 0       |
| Norway                                  | 113.9                                                                                                | 68.9               | 0       | 0            |     |      | 68.9            |                     |      | 28.3         | 28.3     | 8.0               | 8.8            | 0            | 16.8     | 0    | 0       |
| Romania                                 | 164.0                                                                                                | 159.0              | 0       | 0            | 0.1 | 0.1  | 159.1           | 0.3                 | 3.4  | 0            | 3.7      | 0.7               | 0.5            | 0            | 1.2      | 0    | 0       |
| Serbia †                                | 288.0                                                                                                | 3.6                | 0       | 0            | 0   | 0.8  | 4.0             | 0.4                 | 1.0  | 0            | 1.1      | 0.6               | 0              | 0            | 0.6      | 0    | 0       |
| Spain, Andalusia                        | 134.4                                                                                                | 104.6              | 0.2     | 0            |     |      | 104.8           |                     |      | 18.9         | 18.9     | 3.5               | 7.2            | 0            | 10.7     | 0    | 0       |
| Spain, Aragon                           | 117.9                                                                                                | 67.3               | 0       | 0            |     | 16.7 | 84.0            | 4.2                 | 17.4 | 0            | 21.7     | 6.1               | 6.0            | 0            | 12.2     | 0    | 0       |
| Spain, Asturias †                       | 378.5                                                                                                | 3.0                | 0       | 0            |     | 0    | 3.0             | 0                   | 0    | 0            | 0        | 0                 | 1.2            | 0            | 1.2      | 0    | 0       |
| Spain, Basque country                   | 101.2                                                                                                | 73.4               | 0.7     | 0            |     |      | 74.1            | 1.8                 | 19.8 | 0            | 21.6     | 3.9               | 1.5            | 0            | 5.5      | 0    | 0       |
| Spain, Canary Islands †                 | 171.1                                                                                                | 143.7              | 0       | 0            | 0   | 0    | 143.7           | 0                   | 0    | 25.4         | 25.4     | 1.6               | 0              | 0.4          | 2.1      | 0    | 0       |
| Spain, Cantabria *                      | 97.0                                                                                                 | 70.6               | 0       | 0            |     |      | 70.6            | 3.8                 | 15.2 | 0            | 19.0     | 3.4               | 3.9            | 0            | 7.3      | 0    | 0       |
| Spain, Castile and León *               | 99.0                                                                                                 | 73.7               | 0.4     | 0            |     |      | 74.1            | 10.0                | 10.6 | 0            | 20.6     | 2.0               | 0.4            | 1.3          | 3.8      | 0.6  | 0       |
| Spain, Castile-La Mancha *              | 129.6                                                                                                | 98.9               | 0       | 0            |     |      | 98.9            | 2.5                 | 24.6 | 0            | 27.1     | 1.0               | 2.6            | 0            | 3.6      | 0    | 0       |
| Spain, Catalonia †                      | 160.7                                                                                                | 60.2               | 0       | 0            |     | 64.0 | 124.1           | 5.3                 | 17.6 | 0            | 22.9     | 9.3               | 4.6            | 0            | 13.9     | 0    | 0       |
| Spain, Community of Madrid              | 136.2                                                                                                | 107.0              | 0       | 0            |     |      | 107.0           | 5.4                 | 17.1 | 0            | 22.5     | 2.1               | 4.5            | 0            | 6.7      | 0    | 0       |
| Spain, Extremadura                      | 100.1                                                                                                | 84.1               | 0       | 0            |     |      | 84.1            | 10.2                | 5.8  | 0            | 16.0     | 0                 | 0              | 0            | 0        | 0    | 0       |
| Spain, Galicia                          | 131.3                                                                                                | 92.0               | 2.3     | 0            | 0   | 0    | 94.3            | 3.0                 | 28.0 | 0            | 31.0     | 4.9               | 0.4            | 0.8          | 6.0      | 0    | 0       |
| Spain, Murcia                           | 151.1                                                                                                | 91.6               | 0       | 0            | 0   | 39.7 | 131.3           | 0.6                 | 15.9 | 0            | 16.5     | 3.4               | 0              | 0            | 3.4      | 0    | 0       |
| Spain, Navarre *                        | 116.3                                                                                                | 80.3               | 2.9     | 0            |     |      | 83.3            | 26.8                | 1.4  | 0            | 28.2     | 1.8               | 3.0            | 0            | 4.8      | 0    | 0       |
| Sweden                                  | 105.0                                                                                                | 59.8               | 1.1     | 0            |     |      | 60.9            |                     |      | 33.1         | 33.1     | 5.4               | 5.4            | 0            | 10.9     | 0.1  | 0       |
| Switzerland †                           | 291.9                                                                                                | 0.2                | 0.7     | 0            | 3.5 | 0    | 0.3             | 1.4                 | 0.3  | 0            | 0.5      | 0                 | 0              | 0            | 0        | 0    | 0       |
| the Netherlands                         | 108.3                                                                                                | 70.9               | 0.3     | 0            |     | 1.9  | 73.2            | 8.4                 | 10.9 | 0            | 19.3     | 13.9              | 1.9            | 0            | 15.9     | 0.1  | 0       |
| United Kingdom, All countries * † ¶ § # | 117.7                                                                                                | 68.6               | 0.6     |              | 0.2 | 12.4 | 81.7            | 12.3                | 11.0 | 0.1          | 23.4     | 5.2               | 6.7            | 0.5          | 12.4     | 0.1  |         |
| United Kingdom, England * † ¶ § #       | 118.7                                                                                                | 66.6               | 0.7     |              | 0.2 | 14.5 | 82.0            | 13.0                | 11.2 | 0.1          | 24.3     | 4.8               | 6.8            | 0.6          | 12.3     |      |         |
| United Kingdom, Northern Ireland * † #  | 118.7                                                                                                | 75.5               |         | 0            | 0   |      | 76.2            | 17.1                |      | 0            | 17.4     | 20.7              | 4.7            | 0            | 25.4     | 0    |         |
| United Kingdom, Scotland * † #          | 112.8                                                                                                | 84.1               | 0       | 0            |     |      | 84.1            | 7.4                 | 8.6  | 0            | 16.0     | 6.0               | 6.8            | 0            | 12.7     | 0    | 0       |
| United Kingdom, Wales * † #             | 113.7                                                                                                | 75.0               |         | 0            | 0   | 4.4  | 79.6            | 8.6                 | 17.2 | 0            | 25.6     | 2.4               | 5.8            | 0            | 8.2      |      |         |

Abbreviations used: HD: haemodialysis; Unkn: unknown; HF: haemofiltration; HDF: haemodiafiltration; APD: automated peritoneal dialysis; CAPD: continuous ambulatory peritoneal dialysis; PD: peritoneal dialysis; Tx: transplant  
Categories may not add up because of rounding off; When cells are left empty, (complete) data are unavailable

\* Patients younger than 20 years of age are not reported

& No distinction is made between HD and HDF

† The incident counts at day 91, on which the data presented in this table are based, are estimated (see methods)

|| The incidence of pre-emptive transplantation is underestimated by approximately 30%

¶ The incidence is underestimated by approximately 2% due to one centre not submitting data since 2014

§ HDF is not accurately captured from some units and so usage may be an underestimate for the UK

# Values based on 1 to 5 patients are suppressed

Table B.3.10  
Treatment modality distribution, unadjusted  
at day 91

|                                        | All | Haemodialysis      |         |              |      |      |                 | Peritoneal dialysis |      |              |          | Kidney transplant |                |              |          | Unkn | Missing |
|----------------------------------------|-----|--------------------|---------|--------------|------|------|-----------------|---------------------|------|--------------|----------|-------------------|----------------|--------------|----------|------|---------|
|                                        |     | HD hospital/centre | HD home | HD type Unkn | HF   | HDF  | Total HD/HF/HDF | APD                 | CAPD | PD type Unkn | Total PD | Living donor      | Deceased donor | Tx type Unkn | Total Tx |      |         |
|                                        |     | %                  | %       | %            | %    | %    | %               | %                   | %    | %            | %        | %                 | %              | %            | %        |      |         |
| Austria                                | 100 | 78.4               | 0       | 0.1          | 0    | 7.9  | 86.4            | 3.2                 | 6.2  | 0.4          | 9.8      | 2.6               | 1.2            | 0            | 3.8      | 0    | 0       |
| Belgium, Dutch-speaking *              | 100 | 53.1               | 0.7     | 0            | 0    | 30.6 | 84.5            | 7.8                 | 5.0  | 0            | 12.8     | 1.0               | 1.7            | 0            | 2.7      | 0    | 0       |
| Belgium, French-speaking *             | 100 | 56.8               | 1.1     | 0            | 1.2  | 26.4 | 85.4            | 4.1                 | 6.8  | 0            | 10.9     | 1.3               | 2.5            | 0            | 3.7      | 0    | 0       |
| Bosnia and Herzegovina                 | 100 | 84.4               | 0       | 0            | 0    | 11.5 | 96.0            | 0                   | 3.2  | 0            | 3.2      | 0.9               | 0              | 0            | 0.9      | 0    | 0       |
| Denmark &                              | 100 | 59.4               | 0.3     | 0            |      |      | 59.7            | 11.8                | 17.4 | 0            | 29.2     | 4.6               | 6.5            | 0            | 11.1     | 0    | 0       |
| Estonia †                              | 100 | 68.6               | 0       | 0            | 0    | 0    | 68.6            | 8.0                 | 16.1 | 0            | 24.1     | 4.6               | 2.7            | 0            | 7.3      | 0    | 0       |
| Finland                                | 100 | 55.7               | 4.6     | 0            | 0    | 9.6  | 69.9            | 14.9                | 12.5 | 0            | 27.5     | 1.5               | 1.1            | 0            | 2.6      | 0    | 0       |
| France †                               | 100 | 62.1               | 0.1     | 0.1          | 0.1  | 20.7 | 83.2            | 3.8                 | 7.3  | 0            | 11.1     | 2.1               | 3.5            | 0            | 5.7      | 0.1  | 0       |
| Greece                                 | 100 | 88.8               | 0       | 0            | 0    | 4.6  | 93.4            | 2.9                 | 3.3  | 0            | 6.2      | 0.4               | 0              | 0            | 0.4      | 0    | 0       |
| Iceland                                | 100 | 58.7               | 0       | 0            |      |      | 58.7            | 0                   | 0    | 28.3         | 28.3     | 10.9              | 2.2            | 0            | 13.0     | 0    | 0       |
| Norway                                 | 100 | 60.1               | 0       | 0            |      |      | 60.1            |                     |      | 24.8         | 24.8     | 7.6               | 7.6            | 0            | 15.1     | 0    | 0       |
| Romania                                | 100 | 96.9               | 0       | 0            | 0    | 0    | 96.9            | 0.2                 | 2.1  | 0            | 2.3      | 0.5               | 0.3            | 0            | 0.7      | 0    | 0       |
| Serbia †                               | 100 | 74.4               | 0.7     | 0.1          | 0    | 6.0  | 81.3            | 0.5                 | 14.2 | 0            | 14.7     | 0.7               | 3.3            | 0            | 4.0      | 0    | 0       |
| Spain, Andalusia                       | 100 | 77.2               | 0.2     | 0            |      |      | 77.4            |                     |      | 14.2         | 14.2     | 2.8               | 5.6            | 0            | 8.4      | 0    | 0       |
| Spain, Aragon                          | 100 | 58.1               | 0       | 0            |      | 14.4 | 72.5            | 3.6                 | 14.4 | 0            | 18.0     | 4.8               | 4.8            | 0            | 9.6      | 0    | 0       |
| Spain, Asturias †                      | 100 | 73.9               | 0       | 0            |      | 0    | 73.9            | 8.4                 | 14.3 | 0            | 22.7     | 1.3               | 2.1            | 0            | 3.4      | 0    | 0       |
| Spain, Basque country                  | 100 | 73.0               | 0.8     | 0            | 0    |      | 73.9            | 1.7                 | 19.5 | 0            | 21.2     | 3.7               | 1.2            | 0            | 5.0      | 0    | 0       |
| Spain, Canary Islands †                | 100 | 82.9               | 0       | 0            | 0    | 0    | 82.9            | 0                   | 0    | 15.7         | 15.7     | 1.2               | 0              | 0.3          | 1.4      | 0    | 0       |
| Spain, Cantabria *                     | 100 | 74.1               | 0       | 0            |      |      | 74.1            | 3.4                 | 15.5 | 0            | 19.0     | 3.4               | 3.4            | 0            | 6.9      | 0    | 0       |
| Spain, Castile and León *              | 100 | 76.5               | 0.3     | 0            |      |      | 76.8            | 9.3                 | 10.0 | 0            | 19.4     | 1.7               | 0.3            | 1.4          | 3.5      | 0.3  | 0       |
| Spain, Castile-La Mancha *             | 100 | 76.7               | 0       | 0            |      |      | 76.7            | 1.9                 | 18.6 | 0            | 20.5     | 0.8               | 1.9            | 0            | 2.7      | 0    | 0       |
| Spain, Catalonia †                     | 100 | 36.9               | 0       | 0            |      | 40.1 | 77.0            | 3.3                 | 10.8 | 0            | 14.2     | 5.9               | 2.9            | 0            | 8.8      | 0    | 0       |
| Spain, Community of Madrid             | 100 | 78.0               | 0       | 0            |      |      | 78.0            | 4.3                 | 12.7 | 0            | 17.0     | 1.6               | 3.4            | 0            | 5.0      | 0    | 0       |
| Spain, Extremadura                     | 100 | 84.8               | 0       | 0            |      |      | 84.8            | 9.8                 | 5.4  | 0            | 15.2     | 0                 | 0              | 0            | 0        | 0    | 0       |
| Spain, Galicia                         | 100 | 71.5               | 1.7     | 0            | 0    | 0    | 73.2            | 2.2                 | 20.5 | 0            | 22.7     | 3.4               | 0.2            | 0.5          | 4.1      | 0    | 0       |
| Spain, Murcia                          | 100 | 59.8               | 0       | 0            | 0    | 26.3 | 86.1            | 0.5                 | 10.8 | 0            | 11.3     | 2.6               | 0              | 0            | 2.6      | 0    | 0       |
| Spain, Navarre *                       | 100 | 70.1               | 2.6     | 0            |      |      | 72.7            | 22.1                | 1.3  | 0            | 23.4     | 1.3               | 2.6            | 0            | 3.9      | 0    | 0       |
| Sweden                                 | 100 | 56.7               | 1.0     | 0            |      |      | 57.8            |                     |      | 32.0         | 32.0     | 5.0               | 5.2            | 0            | 10.2     | 0.1  | 0       |
| Switzerland †                          | 100 | 74.1               | 1.1     | 0.3          | 3.6  | 0    | 79.2            | 5.0                 | 7.8  | 0            | 12.8     | 6.0               | 2.0            | 0            | 8.0      | 0    | 0       |
| the Netherlands                        | 100 | 65.0               | 0.3     | 0            |      | 1.8  | 67.1            | 7.7                 | 10.1 | 0            | 17.8     | 13.1              | 1.8            | 0            | 15.0     | 0.1  | 0       |
| United Kingdom, All countries * † § #  | 100 | 58.3               | 0.5     |              | 0.1  | 10.5 | 69.4            | 10.5                | 9.4  | 0.1          | 20.0     | 4.5               | 5.6            | 0.5          | 10.6     | 0.1  |         |
| United Kingdom, England * † #          | 100 | 56.1               | 0.6     |              | 0.2  | 12.2 | 69.0            | 11.0                | 9.5  | 0.1          | 20.6     | 4.1               | 5.7            | 0.5          | 10.4     |      |         |
| United Kingdom, Northern Ireland * † # | 100 | 62.2               |         | 0            | -0.2 |      | 62.8            | 14.5                |      | 0            | 14.7     | 18.5              | 4.0            | 0            | 22.5     | 0    |         |
| United Kingdom, Scotland               | 100 | 74.6               | 0       | 0            |      |      | 74.6            | 6.5                 | 7.7  | 0            | 14.2     | 5.2               | 5.9            | 0            | 11.1     | 0    | 0       |
| United Kingdom, Wales * † #            | 100 | 67.4               |         | 0            | 0    | 3.8  | 71.5            | 7.0                 | 14.7 | 0            | 21.7     | 2.0               | 4.5            | 0            | 6.5      |      |         |

Abbreviations used: HD: haemodialysis; Unkn: unknown; HF: haemofiltration; HDF: haemodiafiltration; APD: automated peritoneal dialysis; CAPD: continuous ambulatory peritoneal dialysis; PD: peritoneal dialysis; Tx: transplant  
Categories may not add up because of rounding off; When cells are left empty, (complete) data are unavailable

\* Patients younger than 20 years of age are not reported

& No distinction is made between HD and HDF

† The incident counts at day 91, on which the data presented in this table are based, are estimated (see methods)

|| The incidence of pre-emptive transplantation is underestimated by approximately 30%

§ HDF is not accurately captured from some units and so usage may be an underestimate for the UK

# Values based on 1 to 5 patients are suppressed

Table B.3.11  
**Treatment modality distribution by age, sex, and primary renal disease, unadjusted**  
*at day 91*

|                                      | All |    |    |    | 0-19 |     |     |    | 20-44 |    |    |    | 45-64 |    |    |    | 65-74 |    |    |    | 75+ |    |    |    | Men |    |    |    | Women |    |    |    | DM |    |    |    | Non-DM |    |    |    |
|--------------------------------------|-----|----|----|----|------|-----|-----|----|-------|----|----|----|-------|----|----|----|-------|----|----|----|-----|----|----|----|-----|----|----|----|-------|----|----|----|----|----|----|----|--------|----|----|----|
|                                      | HD  | PD | Tx | Un | HD   | PD  | Tx  | Un | HD    | PD | Tx | Un | HD    | PD | Tx | Un | HD    | PD | Tx | Un | HD  | PD | Tx | Un | HD  | PD | Tx | Un | HD    | PD | Tx | Un | HD | PD | Tx | Un | HD     | PD | Tx | Un |
|                                      | %   | %  | %  | %  | %    | %   | %   | %  | %     | %  | %  | %  | %     | %  | %  | %  | %     | %  | %  | %  | %   | %  | %  | %  | %   | %  | %  | %  | %     | %  | %  | %  | %  | %  | %  | %  | %      | %  | %  | %  |
| Austria                              | 86  | 10 | 4  | 0  | 11   | 33  | 56  | 0  | 75    | 12 | 13 | 0  | 80    | 14 | 6  | 0  | 90    | 9  | 1  | 0  | 95  | 5  | 0  | 0  | 86  | 10 | 4  | 0  | 88    | 9  | 3  | 0  | 94 | 5  | 1  | 0  | 84     | 11 | 5  | 0  |
| Belgium, Dutch-speaking *            | 84  | 13 | 3  | 0  |      |     |     |    | 61    | 31 | 7  | 0  | 76    | 16 | 9  | 0  | 87    | 12 | 1  | 0  | 91  | 9  | 0  | 0  | 85  | 13 | 3  | 0  | 84    | 13 | 2  | 0  | 90 | 10 | 0  | 0  | 83     | 14 | 3  | 0  |
| Belgium, French-speaking *           | 85  | 11 | 4  | 0  |      |     |     |    | 73    | 16 | 11 | 0  | 82    | 10 | 8  | 0  | 88    | 10 | 2  | 0  | 89  | 11 | 0  | 0  | 85  | 11 | 4  | 0  | 85    | 11 | 3  | 0  | 88 | 10 | 1  | 0  | 84     | 11 | 5  | 0  |
| Bosnia and Herzegovina               | 96  | 3  | 1  | 0  | 100  | 0   | 0   | 0  | 95    | 0  | 5  | 0  | 94    | 5  | 1  | 0  | 99    | 1  | 0  | 0  | 95  | 5  | 0  | 0  | 96  | 2  | 1  | 0  | 95    | 5  | 0  | 0  | 96 | 4  | 0  | 0  | 96     | 3  | 1  | 0  |
| Denmark                              | 60  | 29 | 11 | 0  | 18   | 18  | 64  | 0  | 45    | 27 | 29 | 0  | 51    | 33 | 16 | 0  | 71    | 25 | 4  | 0  | 68  | 31 | 1  | 0  | 61  | 28 | 11 | 0  | 58    | 32 | 10 | 0  | 55 | 35 | 9  | 0  | 61     | 27 | 12 | 0  |
| Estonia †                            | 69  | 24 | 7  | 0  | 0    | 60  | 40  | 0  | 47    | 24 | 29 | 0  | 61    | 39 | 0  | 0  | 90    | 10 | 0  | 0  | 88  | 12 | 0  | 0  | 69  | 25 | 5  | 0  | 68    | 23 | 10 | 0  | 63 | 31 | 6  | 0  | 70     | 23 | 8  | 0  |
| Finland                              | 70  | 27 | 3  | 0  | 47   | 20  | 33  | 0  | 65    | 31 | 4  | 0  | 66    | 31 | 3  | 0  | 72    | 28 | 0  | 0  | 81  | 19 | 0  | 0  | 68  | 28 | 4  | 0  | 73    | 26 | 1  | 0  | 63 | 36 | 1  | 0  | 73     | 23 | 3  | 0  |
| France †                             | 83  | 11 | 6  | 0  | 52   | 26  | 22  | 0  | 67    | 14 | 19 | 0  | 79    | 11 | 10 | 0  | 88    | 10 | 3  | 0  | 88  | 11 | 1  | 0  | 84  | 11 | 6  | 0  | 82    | 12 | 6  | 0  | 88 | 9  | 2  | 0  | 82     | 12 | 7  | 0  |
| Greece                               | 93  | 6  | 0  | 0  | 64   | 27  | 9   | 0  | 80    | 16 | 4  | 0  | 92    | 7  | 0  | 0  | 93    | 7  | 0  | 0  | 96  | 4  | 0  | 0  | 93  | 7  | 1  | 0  | 94    | 5  | 0  | 0  | 94 | 6  | 0  | 0  | 93     | 6  | 1  | 0  |
| Iceland                              | 59  | 28 | 13 | 0  | 0    | 100 | 0   | 0  | 33    | 33 | 33 | 0  | 63    | 19 | 19 | 0  | 67    | 20 | 13 | 0  | 60  | 40 | 0  | 0  | 58  | 23 | 19 | 0  | 60    | 40 | 0  | 0  | 75 | 25 | 0  | 0  | 57     | 29 | 14 | 0  |
| Norway                               | 60  | 25 | 15 | 0  | 0    | 11  | 89  | 0  | 57    | 19 | 24 | 0  | 55    | 27 | 17 | 0  | 65    | 25 | 11 | 0  | 66  | 26 | 9  | 0  | 59  | 26 | 15 | 0  | 61    | 23 | 15 | 0  | 67 | 27 | 6  | 0  | 59     | 24 | 17 | 0  |
| Romania                              | 97  | 2  | 1  | 0  | 72   | 20  | 8   | 0  | 92    | 4  | 4  | 0  | 97    | 3  | 0  | 0  | 99    | 1  | 0  | 0  | 99  | 1  | 0  | 0  | 97  | 2  | 1  | 0  | 97    | 2  | 1  | 0  | 98 | 2  | 0  | 0  | 97     | 2  | 1  | 0  |
| Serbia †                             | 81  | 15 | 4  | 0  | 89   | 9   | 3   | 0  | 65    | 21 | 14 | 0  | 82    | 13 | 5  | 0  | 83    | 16 | 1  | 0  | 87  | 13 | 0  | 0  | 81  | 14 | 5  | 0  | 81    | 16 | 2  | 0  | 78 | 21 | 1  | 0  | 83     | 12 | 5  | 0  |
| Spain, Andalusia                     | 77  | 14 | 8  | 0  | 50   | 19  | 31  | 0  | 59    | 23 | 17 | 0  | 70    | 15 | 14 | 0  | 83    | 12 | 4  | 0  | 90  | 10 | 0  | 0  | 78  | 14 | 8  | 0  | 81    | 15 | 4  | 0  | 81 | 15 | 4  | 0  | 76     | 14 | 10 | 0  |
| Spain, Aragon                        | 72  | 18 | 10 | 0  | 50   | 0   | 50  | 0  | 55    | 35 | 10 | 0  | 70    | 15 | 15 | 0  | 73    | 18 | 9  | 0  | 81  | 15 | 4  | 0  | 76  | 17 | 7  | 0  | 63    | 21 | 17 | 0  | 82 | 18 | 0  | 0  | 69     | 18 | 13 | 0  |
| Spain, Asturias †                    | 74  | 23 | 3  | 0  | 100  | 0   | 0   | 0  | 47    | 33 | 20 | 0  | 59    | 35 | 6  | 0  | 76    | 24 | 0  | 0  | 91  | 9  | 0  | 0  | 73  | 24 | 2  | 0  | 75    | 20 | 5  | 0  | 68 | 29 | 2  | 0  | 76     | 20 | 4  | 0  |
| Spain, Basque country                | 74  | 21 | 5  | 0  | 20   | 20  | 60  | 0  | 71    | 21 | 7  | 0  | 70    | 21 | 9  | 0  | 70    | 29 | 1  | 0  | 88  | 12 | 0  | 0  | 75  | 21 | 5  | 0  | 72    | 23 | 6  | 0  | 83 | 14 | 3  | 0  | 70     | 24 | 6  | 0  |
| Spain, Canary Islands †              | 83  | 16 | 1  | 0  | 100  | 0   | 0   | 0  | 62    | 31 | 7  | 0  | 77    | 21 | 2  | 0  | 90    | 10 | 0  | 0  | 92  | 8  | 0  | 0  | 85  | 14 | 1  | 0  | 79    | 19 | 2  | 0  | 89 | 11 | 0  | 0  | 79     | 18 | 2  | 0  |
| Spain, Cantabria *                   | 74  | 19 | 7  | 0  |      |     |     |    | 17    | 33 | 50 | 0  | 85    | 10 | 5  | 0  | 88    | 13 | 0  | 0  | 69  | 31 | 0  | 0  | 75  | 20 | 5  | 0  | 71    | 14 | 14 | 0  | 92 | 8  | 0  | 0  | 69     | 22 | 9  | 0  |
| Spain, Castile and León *            | 77  | 19 | 3  | 0  |      |     |     |    | 53    | 27 | 13 | 7  | 64    | 30 | 6  | 0  | 78    | 22 | 0  | 0  | 92  | 6  | 2  | 0  | 79  | 18 | 4  | 0  | 72    | 24 | 3  | 1  | 85 | 11 | 3  | 1  | 74     | 22 | 4  | 0  |
| Spain, Castile-La Mancha *           | 77  | 21 | 3  | 0  |      |     |     |    | 53    | 32 | 16 | 0  | 70    | 26 | 4  | 0  | 73    | 25 | 1  | 0  | 93  | 8  | 0  | 0  | 78  | 20 | 2  | 0  | 75    | 21 | 4  | 0  | 87 | 13 | 0  | 0  | 73     | 23 | 4  | 0  |
| Spain, Catalonia †                   | 77  | 14 | 9  | 0  | 19   | 24  | 57  | 0  | 53    | 18 | 29 | 0  | 68    | 17 | 15 | 0  | 79    | 16 | 5  | 0  | 90  | 9  | 1  | 0  | 77  | 14 | 8  | 0  | 77    | 14 | 10 | 0  | 84 | 12 | 4  | 0  | 75     | 15 | 10 | 0  |
| Spain, Community of Madrid           | 78  | 17 | 5  | 0  | 54   | 8   | 38  | 0  | 62    | 27 | 11 | 0  | 71    | 23 | 5  | 0  | 79    | 17 | 5  | 0  | 91  | 8  | 1  | 0  | 79  | 16 | 5  | 0  | 75    | 19 | 6  | 0  | 87 | 11 | 2  | 0  | 75     | 19 | 6  | 0  |
| Spain, Extremadura                   | 85  | 15 | 0  | 0  | 100  | 0   | 0   | 0  | 70    | 30 | 0  | 0  | 84    | 16 | 0  | 0  | 80    | 20 | 0  | 0  | 96  | 4  | 0  | 0  | 85  | 15 | 0  | 0  | 84    | 16 | 0  | 0  | 93 | 7  | 0  | 0  | 82     | 18 | 0  | 0  |
| Spain, Galicia                       | 73  | 23 | 4  | 0  | 25   | 50  | 25  | 0  | 56    | 28 | 15 | 0  | 64    | 30 | 5  | 0  | 78    | 21 | 1  | 0  | 87  | 12 | 1  | 0  | 76  | 20 | 4  | 0  | 67    | 29 | 4  | 0  | 82 | 17 | 1  | 0  | 70     | 25 | 5  | 0  |
| Spain, Murcia                        | 86  | 11 | 3  | 0  | 0    | 0   | 100 | 0  | 76    | 24 | 0  | 0  | 79    | 15 | 6  | 0  | 92    | 8  | 0  | 0  | 94  | 6  | 0  | 0  | 87  | 10 | 3  | 0  | 84    | 14 | 2  | 0  | 90 | 8  | 2  | 0  | 85     | 12 | 3  | 0  |
| Spain, Navarre *                     | 73  | 23 | 4  | 0  |      |     |     |    | 30    | 50 | 20 | 0  | 77    | 23 | 0  | 0  | 70    | 30 | 0  | 0  | 91  | 5  | 5  | 0  | 77  | 19 | 4  | 0  | 66    | 31 | 3  | 0  | 82 | 12 | 6  | 0  | 70     | 27 | 3  | 0  |
| Sweden                               | 58  | 32 | 10 | 0  | 21   | 46  | 33  | 0  | 46    | 32 | 22 | 0  | 57    | 29 | 14 | 0  | 62    | 31 | 7  | 0  | 63  | 35 | 2  | 0  | 56  | 33 | 10 | 0  | 61    | 29 | 10 | 0  | 62 | 32 | 6  | 0  | 56     | 32 | 12 | 0  |
| Switzerland †                        | 79  | 13 | 8  | 0  | 20   | 30  | 50  | 0  | 57    | 16 | 27 | 0  | 76    | 13 | 11 | 0  | 81    | 14 | 5  | 0  | 90  | 9  | 0  | 0  | 79  | 13 | 8  | 0  | 79    | 13 | 8  | 0  | 88 | 9  | 3  | 0  | 77     | 14 | 9  | 0  |
| the Netherlands                      | 67  | 18 | 15 | 0  | 16   | 12  | 68  | 4  | 54    | 17 | 29 | 0  | 57    | 20 | 23 | 0  | 72    | 17 | 11 | 0  | 81  | 17 | 2  | 0  | 68  | 18 | 14 | 0  | 66    | 17 | 17 | 0  | 76 | 19 | 4  | 0  | 65     | 17 | 18 | 0  |
| United Kingdom, All countries * †    | 69  | 20 | 11 | 0  |      |     |     |    | 50    | 26 | 24 | 0  | 67    | 20 | 13 | 0  | 75    | 18 | 7  | 0  | 82  | 17 | 1  | 0  | 70  | 20 | 10 | 0  | 69    | 20 | 11 | 0  | 76 | 20 | 5  | 0  | 67     | 20 | 13 | 0  |
| United Kingdom, England * †          | 69  | 21 | 10 | 0  |      |     |     |    | 50    | 27 | 23 | 0  | 67    | 21 | 13 | 0  | 74    | 19 | 7  | 0  | 81  | 17 | 1  | 0  | 69  | 21 | 10 | 0  | 69    | 20 | 11 | 0  | 76 | 20 | 5  | 0  | 67     | 21 | 12 | 0  |
| United Kingdom, Northern Ireland * † | 63  | 15 | 23 | 0  |      |     |     |    | 25    | 6  | 69 | 0  | 50    | 18 | 32 | 0  | 69    | 22 | 9  | 0  | 89  | 10 | 2  | 0  | 63  | 15 | 22 | 0  | 63    | 15 | 23 | 0  | 72 | 17 | 11 | 0  | 60     | 14 | 26 | 0  |
| United Kingdom, Scotland             | 75  | 14 | 11 | 0  | 36   | 21  | 43  | 0  | 58    | 18 | 24 | 0  | 73    | 15 | 12 | 0  | 84    | 11 | 5  | 0  | 86  | 14 | 0  | 0  | 75  | 13 | 11 | 0  | 73    | 16 | 11 | 0  | 83 | 12 | 4  | 0  | 71     | 15 | 14 | 0  |
| United Kingdom, Wales * †            | 72  | 22 | 7  | 0  |      |     |     |    | 53    | 30 | 16 | 2  | 66    | 26 | 7  | 0  | 79    | 17 | 4  | 0  | 83  | 16 | 1  | 0  | 72  | 20 | 8  | 0  | 70    | 26 | 4  | 1  | 65 | 31 | 3  | 1  | 74     | 18 | 8  | 0  |

Abbreviations used: HD: haemodialysis; PD: peritoneal dialysis; Tx: transplant; Un: unknown; DM: diabetes mellitus

Categories may not add up because of missing values or rounding off

\* Patients younger than 20 years of age are not reported

† The incident counts at day 91, on which the data presented in this table are based, are estimated (see methods)

|| The incidence of pre-emptive transplantation is underestimated by approximately 30%

Table B.4.1  
**Prevalent counts and percentages by age and sex**  
*prevalent patients on December 31*

|                                    | All      |          |          | 0-19 |     |       |     |     |       | 20-44 |     |       |     |      |       | 45-64 |     |       |     |       |       | 65-74 |     |       |    |      |    | 75+   |    |       |    |      |    |
|------------------------------------|----------|----------|----------|------|-----|-------|-----|-----|-------|-------|-----|-------|-----|------|-------|-------|-----|-------|-----|-------|-------|-------|-----|-------|----|------|----|-------|----|-------|----|------|----|
|                                    | All      | Men      | Women    | All  | Men | Women | All | Men | Women | All   | Men | Women | All | Men  | Women | All   | Men | Women | All | Men   | Women | All   | Men | Women |    |      |    |       |    |       |    |      |    |
|                                    | N (100%) | N (100%) | N (100%) | N    | %   | N     | %   | N   | %     | N     | %   | N     | %   | N    | %     | N     | %   | N     | %   | N     | %     | N     | %   | N     | %  | N    | %  | N     | %  | N     | %  |      |    |
| Austria                            | 9540     | 6182     | 3358     | 93   | 1   | 65    | 1   | 28  | 1     | 1213  | 13  | 747   | 12  | 466  | 14    | 3916  | 41  | 2559  | 41  | 1357  | 40    | 2357  | 25  | 1563  | 25 | 794  | 24 | 1961  | 21 | 1248  | 20 | 713  | 21 |
| Belgium, Dutch-speaking *          | 8419     | 5146     | 3273     |      |     |       |     |     |       | 842   | 10  | 505   | 10  | 337  | 10    | 2711  | 32  | 1681  | 33  | 1030  | 31    | 2165  | 26  | 1369  | 27 | 796  | 24 | 2701  | 32 | 1591  | 31 | 1110 | 34 |
| Belgium, French-speaking *         | 6506     | 4060     | 2446     |      |     |       |     |     |       | 709   | 11  | 425   | 10  | 284  | 12    | 2243  | 34  | 1416  | 35  | 827   | 34    | 1775  | 27  | 1128  | 28 | 647  | 26 | 1779  | 27 | 1091  | 27 | 688  | 28 |
| Bosnia and Herzegovina             | 2644     | 1592     | 1052     | 18   | 1   | 11    | 1   | 7   | 1     | 448   | 17  | 282   | 18  | 166  | 16    | 1108  | 42  | 699   | 44  | 409   | 39    | 645   | 24  | 375   | 24 | 270  | 26 | 425   | 16 | 225   | 14 | 200  | 19 |
| Denmark                            | 5579     | 3522     | 2057     | 92   | 2   | 58    | 2   | 34  | 2     | 985   | 18  | 613   | 17  | 372  | 18    | 2234  | 40  | 1406  | 40  | 828   | 40    | 1360  | 24  | 870   | 25 | 490  | 24 | 908   | 16 | 575   | 16 | 333  | 16 |
| Estonia                            | 949      | 545      | 404      | 10   | 1   | 6     | 1   | 4   | 1     | 182   | 19  | 99    | 18  | 83   | 21    | 408   | 43  | 245   | 45  | 163   | 40    | 209   | 22  | 121   | 22 | 88   | 22 | 140   | 15 | 74    | 14 | 66   | 16 |
| Finland                            | 5008     | 3159     | 1849     | 125  | 2   | 71    | 2   | 54  | 3     | 759   | 15  | 484   | 15  | 275  | 15    | 2009  | 40  | 1242  | 39  | 767   | 41    | 1357  | 27  | 879   | 28 | 478  | 26 | 758   | 15 | 483   | 15 | 275  | 15 |
| France                             | 87989    | 53924    | 34065    | 924  | 1   | 559   | 1   | 365 | 1     | 11907 | 14  | 7177  | 13  | 4730 | 14    | 31313 | 36  | 19192 | 36  | 12121 | 36    | 21700 | 25  | 13610 | 25 | 8090 | 24 | 22145 | 25 | 13386 | 25 | 8759 | 26 |
| Greece                             | 14183    | 9190     | 4993     | 108  | 1   | 64    | 1   | 44  | 1     | 1507  | 11  | 966   | 11  | 541  | 11    | 4760  | 34  | 3198  | 35  | 1562  | 31    | 3597  | 25  | 2389  | 26 | 1208 | 24 | 4211  | 30 | 2573  | 28 | 1638 | 33 |
| Iceland                            | 261      | 166      | 95       | 7    | 3   | 4     | 2   | 3   | 3     | 61    | 23  | 34    | 20  | 27   | 28    | 98    | 38  | 63    | 38  | 35    | 37    | 62    | 24  | 42    | 25 | 20   | 21 | 33    | 13 | 23    | 14 | 10   | 11 |
| Norway                             | 5155     | 3330     | 1825     | 84   | 2   | 51    | 2   | 33  | 2     | 834   | 16  | 502   | 15  | 332  | 18    | 2062  | 40  | 1338  | 40  | 724   | 40    | 1293  | 25  | 859   | 26 | 434  | 24 | 882   | 17 | 580   | 17 | 302  | 17 |
| Romania                            | 21708    | 12299    | 9409     | 132  | 1   | 68    | 1   | 64  | 1     | 3069  | 14  | 1835  | 15  | 1234 | 13    | 8500  | 39  | 5012  | 41  | 3488  | 37    | 5544  | 26  | 3054  | 25 | 2490 | 26 | 4463  | 21 | 2330  | 19 | 2133 | 23 |
| Serbia                             | 4850     | 3007     | 1839     | 89   | 2   | 52    | 2   | 37  | 2     | 777   | 16  | 503   | 17  | 272  | 15    | 2126  | 44  | 1299  | 43  | 825   | 45    | 1212  | 25  | 761   | 25 | 451  | 25 | 646   | 13 | 392   | 13 | 254  | 14 |
| Spain, Andalusia                   | 10296    | 6324     | 3972     | 113  | 1   | 70    | 1   | 43  | 1     | 1536  | 15  | 970   | 15  | 566  | 14    | 4168  | 40  | 2659  | 42  | 1509  | 38    | 2514  | 24  | 1512  | 24 | 1002 | 25 | 1965  | 19 | 1113  | 18 | 852  | 21 |
| Spain, Aragon                      | 1671     | 1094     | 577      | 12   | 1   | 5     | 0   | 7   | 1     | 203   | 12  | 122   | 11  | 81   | 14    | 632   | 38  | 411   | 38  | 221   | 38    | 384   | 23  | 271   | 25 | 113  | 20 | 440   | 26 | 285   | 26 | 155  | 27 |
| Spain, Asturias                    | 1375     | 890      | 485      | 14   | 1   | 11    | 1   | 3   | 1     | 135   | 10  | 86    | 10  | 49   | 10    | 562   | 41  | 376   | 42  | 186   | 38    | 367   | 27  | 240   | 27 | 127  | 26 | 297   | 22 | 177   | 20 | 120  | 25 |
| Spain, Basque country              | 2722     | 1761     | 961      | 28   | 1   | 17    | 1   | 11  | 1     | 389   | 14  | 242   | 14  | 147  | 15    | 1016  | 37  | 638   | 36  | 378   | 39    | 707   | 26  | 475   | 27 | 232  | 24 | 582   | 21 | 389   | 22 | 193  | 20 |
| Spain, Canary Islands              | 3032     | 1986     | 1046     | 16   | 1   | 13    | 1   | 3   | 0     | 398   | 13  | 235   | 12  | 163  | 16    | 1310  | 43  | 887   | 45  | 423   | 40    | 756   | 25  | 499   | 25 | 257  | 25 | 552   | 18 | 352   | 18 | 200  | 19 |
| Spain, Cantabria *                 | 637      | 438      | 199      |      |     |       |     |     |       | 78    | 12  | 48    | 11  | 30   | 15    | 261   | 41  | 173   | 39  | 88    | 44    | 164   | 26  | 118   | 27 | 46   | 23 | 134   | 21 | 99    | 23 | 35   | 18 |
| Spain, Castile and León *          | 3031     | 2009     | 1022     |      |     |       |     |     |       | 296   | 10  | 194   | 10  | 102  | 10    | 1138  | 38  | 747   | 37  | 391   | 38    | 727   | 24  | 499   | 25 | 228  | 22 | 870   | 29 | 569   | 28 | 301  | 29 |
| Spain, Castile-La Mancha *         | 2422     | 1521     | 901      |      |     |       |     |     |       | 288   | 12  | 175   | 12  | 113  | 13    | 1001  | 41  | 650   | 43  | 351   | 39    | 580   | 24  | 371   | 24 | 209  | 23 | 553   | 23 | 325   | 21 | 228  | 25 |
| Spain, Catalonia                   | 10785    | 6859     | 3926     | 130  | 1   | 78    | 1   | 52  | 1     | 1315  | 12  | 841   | 12  | 474  | 12    | 3940  | 37  | 2523  | 37  | 1417  | 36    | 2748  | 25  | 1791  | 26 | 957  | 24 | 2652  | 25 | 1626  | 24 | 1026 | 26 |
| Spain, Community of Madrid         | 7537     | 4789     | 2748     | 83   | 1   | 49    | 1   | 34  | 1     | 1011  | 13  | 581   | 12  | 430  | 16    | 2939  | 39  | 1873  | 39  | 1066  | 39    | 1802  | 24  | 1191  | 25 | 611  | 22 | 1702  | 23 | 1095  | 23 | 607  | 22 |
| Spain, Extremadura                 | 1274     | 796      | 478      | 6    | 0   | 2     | 0   | 4   | 1     | 156   | 12  | 93    | 12  | 63   | 13    | 551   | 43  | 361   | 45  | 190   | 40    | 296   | 23  | 196   | 25 | 100  | 21 | 265   | 21 | 144   | 18 | 121  | 25 |
| Spain, Galicia                     | 3741     | 2418     | 1323     | 19   | 1   | 13    | 1   | 6   | 0     | 455   | 12  | 282   | 12  | 173  | 13    | 1450  | 39  | 943   | 39  | 507   | 38    | 992   | 27  | 657   | 27 | 335  | 25 | 825   | 22 | 523   | 22 | 302  | 23 |
| Spain, Murcia                      | 1982     | 1281     | 701      | 17   | 1   | 15    | 1   | 2   | 0     | 236   | 12  | 154   | 12  | 82   | 12    | 804   | 41  | 505   | 39  | 299   | 43    | 486   | 25  | 338   | 26 | 148  | 21 | 439   | 22 | 269   | 21 | 170  | 24 |
| Spain, Navarre *                   | 860      | 558      | 302      |      |     |       |     |     |       | 104   | 12  | 64    | 11  | 40   | 13    | 341   | 40  | 216   | 39  | 125   | 41    | 225   | 26  | 151   | 27 | 74   | 25 | 190   | 22 | 127   | 23 | 63   | 21 |
| Sweden                             | 9927     | 6414     | 3513     | 191  | 2   | 113   | 2   | 78  | 2     | 1541  | 16  | 956   | 15  | 585  | 17    | 3878  | 39  | 2480  | 39  | 1398  | 40    | 2566  | 26  | 1663  | 26 | 903  | 26 | 1751  | 18 | 1202  | 19 | 549  | 16 |
| Switzerland                        | 7927     | 4940     | 2987     | 93   | 1   | 50    | 1   | 43  | 1     | 997   | 13  | 616   | 12  | 381  | 13    | 3082  | 39  | 1911  | 39  | 1171  | 39    | 2026  | 26  | 1305  | 26 | 721  | 24 | 1729  | 22 | 1058  | 21 | 671  | 22 |
| the Netherlands                    | 17246    | 10418    | 6828     | 232  | 1   | 142   | 1   | 90  | 1     | 2540  | 15  | 1549  | 15  | 991  | 15    | 6901  | 40  | 4134  | 40  | 2767  | 41    | 4344  | 25  | 2616  | 25 | 1728 | 25 | 3229  | 19 | 1977  | 19 | 1252 | 18 |
| United Kingdom, All countries * ¶  | 64130    | 39179    | 24951    |      |     |       |     |     |       | 12176 | 19  | 7281  | 19  | 4895 | 20    | 28283 | 44  | 17242 | 44  | 11041 | 44    | 13502 | 21  | 8217  | 21 | 5285 | 21 | 10169 | 16 | 6439  | 16 | 3730 | 15 |
| United Kingdom, England * ¶        | 54043    | 33063    | 20980    |      |     |       |     |     |       | 10229 | 19  | 6130  | 19  | 4099 | 20    | 23748 | 44  | 14498 | 44  | 9250  | 44    | 11411 | 21  | 6954  | 21 | 4457 | 21 | 8655  | 16 | 5481  | 17 | 3174 | 15 |
| United Kingdom, Northern Ireland * | 1831     | 1100     | 731      |      |     |       |     |     |       | 367   | 20  | 208   | 19  | 159  | 22    | 772   | 42  | 474   | 43  | 298   | 41    | 345   | 19  | 200   | 18 | 145  | 20 | 347   | 19 | 218   | 20 | 129  | 18 |
| United Kingdom, Scotland           | 5184     | 3063     | 2121     | 89   | 2   | 63    | 2   | 26  | 1     | 999   | 19  | 588   | 19  | 411  | 19    | 2438  | 47  | 1425  | 47  | 1013  | 48    | 1048  | 20  | 621   | 20 | 427  | 20 | 610   | 12 | 366   | 12 | 244  | 12 |
| United Kingdom, Wales *            | 3161     | 2016     | 1145     |      |     |       |     |     |       | 581   | 18  | 355   | 18  | 226  | 20    | 1325  | 42  | 845   | 42  | 480   | 42    | 698   | 22  | 442   | 22 | 256  | 22 | 557   | 18 | 374   | 19 | 183  | 16 |

Categories may not add up because of missing values or rounding off

\* Patients younger than 20 years of age are not reported

¶ The prevalence is underestimated by approximately 1% due to one centre not submitting data since 2014

Table B.4.2  
**Prevalence per million (age-related) population by age and sex, unadjusted**  
*prevalent patients on December 31*

|                                    | All    |        |        | 0-19  |       |       | 20-44 |       |       | 45-64  |        |        | 65-74  |        |        | 75+    |        |        |
|------------------------------------|--------|--------|--------|-------|-------|-------|-------|-------|-------|--------|--------|--------|--------|--------|--------|--------|--------|--------|
|                                    | All    | Men    | Women  | All   | Men   | Women | All   | Men   | Women | All    | Men    | Women  | All    | Men    | Women  | All    | Men    | Women  |
|                                    | Pmp    | Pmp    | Pmp    | Pmarp | Pmarp | Pmarp | Pmarp | Pmarp | Pmarp | Pmarp  | Pmarp  | Pmarp  | Pmarp  | Pmarp  | Pmarp  | Pmarp  | Pmarp  | Pmarp  |
| Austria                            | 1087.4 | 1433.5 | 752.8  | 54.1  | 73.3  | 33.7  | 417.5 | 507.2 | 325.3 | 1551.3 | 2041.0 | 1068.1 | 2861.0 | 4077.7 | 1802.4 | 2446.1 | 3953.6 | 1467.0 |
| Belgium, Dutch-speaking *          | 1286.8 | 1589.6 | 990.2  |       |       |       | 417.8 | 496.6 | 337.5 | 1492.7 | 1835.6 | 1144.0 | 3241.1 | 4215.4 | 2319.2 | 4282.9 | 6204.0 | 2966.4 |
| Belgium, French-speaking *         | 1346.3 | 1717.1 | 991.1  |       |       |       | 439.1 | 524.0 | 353.5 | 1788.9 | 2275.1 | 1309.6 | 4060.1 | 5560.0 | 2761.3 | 4717.0 | 7817.7 | 2895.7 |
| Bosnia and Herzegovina             | 748.8  | 919.0  | 584.8  | 22.9  | 27.2  | 18.3  | 366.2 | 453.0 | 276.2 | 1087.0 | 1407.0 | 782.8  | 2193.7 | 2908.8 | 1635.3 | 2043.5 | 2804.6 | 1565.6 |
| Denmark                            | 958.4  | 1215.3 | 703.7  | 69.5  | 85.4  | 52.7  | 532.5 | 653.3 | 408.1 | 1453.7 | 1823.8 | 1081.2 | 2094.4 | 2757.1 | 1467.9 | 1970.5 | 2963.7 | 1248.2 |
| Estonia                            | 720.4  | 880.0  | 578.7  | 36.5  | 42.6  | 30.0  | 412.9 | 435.5 | 388.9 | 1179.4 | 1498.3 | 893.5  | 1608.8 | 2359.6 | 1119.2 | 1106.6 | 2044.8 | 730.7  |
| Finland                            | 909.2  | 1163.2 | 662.1  | 105.1 | 116.6 | 93.0  | 442.8 | 549.1 | 330.2 | 1395.4 | 1731.5 | 1061.8 | 2044.2 | 2790.2 | 1370.4 | 1513.5 | 2500.7 | 893.8  |
| France                             | 1315.9 | 1667.2 | 986.8  | 56.7  | 67.1  | 45.9  | 590.2 | 720.5 | 463.2 | 1799.6 | 2265.2 | 1357.7 | 3157.3 | 4222.8 | 2216.4 | 3610.9 | 5669.1 | 2322.3 |
| Greece                             | 1318.8 | 1762.0 | 901.4  | 51.7  | 59.6  | 43.3  | 445.4 | 569.2 | 320.9 | 1612.9 | 2265.9 | 1014.4 | 3161.5 | 4503.2 | 1989.3 | 3532.1 | 5114.2 | 2377.0 |
| Iceland                            | 760.0  | 952.3  | 561.9  | 78.6  | 88.1  | 68.7  | 497.7 | 531.9 | 460.4 | 1172.6 | 1495.9 | 844.1  | 2224.9 | 3006.2 | 1439.3 | 1622.0 | 2577.9 | 875.4  |
| Norway                             | 976.9  | 1252.5 | 697.0  | 66.6  | 78.7  | 53.8  | 469.7 | 550.1 | 384.7 | 1522.9 | 1937.7 | 1091.1 | 2526.1 | 3394.2 | 1677.1 | 2359.8 | 3757.0 | 1376.6 |
| Romania                            | 1142.5 | 1323.8 | 969.1  | 33.0  | 33.1  | 33.0  | 480.2 | 557.2 | 398.3 | 1635.9 | 1953.6 | 1326.1 | 2935.0 | 3728.1 | 2327.7 | 2920.2 | 4162.3 | 2202.2 |
| Serbia                             | 712.2  | 906.5  | 526.5  | 67.5  | 76.6  | 57.8  | 347.5 | 441.9 | 247.8 | 1108.0 | 1397.1 | 834.3  | 1568.4 | 2192.2 | 1059.7 | 1144.5 | 1755.7 | 744.6  |
| Spain, Andalusia                   | 1224.3 | 1522.0 | 933.6  | 62.7  | 75.4  | 49.2  | 538.4 | 670.8 | 402.4 | 1777.3 | 2282.5 | 1278.7 | 3372.9 | 4292.4 | 2549.0 | 2957.9 | 4222.9 | 2126.0 |
| Spain, Aragon                      | 1271.1 | 1683.8 | 867.9  | 48.5  | 39.2  | 58.5  | 496.2 | 583.5 | 404.9 | 1679.8 | 2160.3 | 1188.3 | 2896.8 | 4301.2 | 1624.6 | 2944.2 | 4763.5 | 1729.6 |
| Spain, Asturias                    | 1329.4 | 1799.7 | 898.6  | 92.2  | 140.8 | 40.7  | 443.9 | 561.8 | 324.4 | 1743.6 | 2395.2 | 1124.9 | 2943.8 | 4171.1 | 1891.9 | 2261.7 | 3624.7 | 1454.8 |
| Spain, Basque country              | 1254.9 | 1676.6 | 859.0  | 69.3  | 81.9  | 56.0  | 609.3 | 755.4 | 462.2 | 1572.6 | 2005.4 | 1152.7 | 2932.5 | 4214.3 | 1807.1 | 2429.6 | 4254.4 | 1303.1 |
| Spain, Canary Islands              | 1399.8 | 1846.4 | 959.3  | 39.5  | 62.5  | 15.2  | 512.9 | 604.1 | 421.3 | 2037.3 | 2738.6 | 1325.6 | 4003.8 | 5482.7 | 2627.6 | 3603.0 | 5527.8 | 2233.9 |
| Spain, Cantabria *                 | 1095.7 | 1543.4 | 668.7  |       |       |       | 434.6 | 527.6 | 339.0 | 1492.4 | 1996.3 | 997.4  | 2654.1 | 4041.9 | 1411.2 | 2159.4 | 4191.2 | 910.7  |
| Spain, Castile and León *          | 1248.8 | 1675.3 | 832.2  |       |       |       | 421.5 | 538.8 | 298.1 | 1559.6 | 2014.3 | 1089.7 | 2693.2 | 3771.3 | 1656.6 | 2626.4 | 4276.4 | 1518.7 |
| Spain, Castile-La Mancha *         | 1189.1 | 1487.1 | 888.6  |       |       |       | 426.2 | 500.6 | 346.4 | 1774.9 | 2249.4 | 1276.4 | 3313.2 | 4378.2 | 2314.0 | 2679.7 | 3817.5 | 1880.7 |
| Spain, Catalonia                   | 1427.4 | 1848.7 | 1020.9 | 84.3  | 98.2  | 69.6  | 512.3 | 646.3 | 374.6 | 1923.3 | 2481.2 | 1373.4 | 3889.3 | 5453.3 | 2530.8 | 3828.4 | 6029.5 | 2425.3 |
| Spain, Community of Madrid         | 1158.3 | 1537.1 | 810.2  | 62.8  | 72.3  | 52.8  | 443.6 | 517.8 | 371.7 | 1651.6 | 2206.7 | 1145.4 | 3107.8 | 4574.4 | 1912.5 | 3113.5 | 5304.5 | 1784.1 |
| Spain, Extremadura                 | 1179.7 | 1487.7 | 877.3  | 29.6  | 19.2  | 40.5  | 446.9 | 520.4 | 369.8 | 1777.7 | 2290.1 | 1247.4 | 2903.4 | 4007.5 | 1885.3 | 2284.5 | 3151.3 | 1721.1 |
| Spain, Galicia                     | 1382.2 | 1849.5 | 945.5  | 44.2  | 58.4  | 28.9  | 552.4 | 679.2 | 423.6 | 1850.7 | 2455.3 | 1269.4 | 3123.7 | 4412.0 | 1986.3 | 2345.6 | 3823.5 | 1405.1 |
| Spain, Murcia                      | 1348.0 | 1739.9 | 955.0  | 50.0  | 85.8  | 12.1  | 451.8 | 570.2 | 325.0 | 2096.0 | 2612.9 | 1571.1 | 4257.6 | 6311.5 | 2442.4 | 3975.1 | 6034.2 | 2581.3 |
| Spain, Navarre *                   | 1339.3 | 1756.7 | 930.8  |       |       |       | 513.1 | 624.2 | 399.4 | 1888.9 | 2362.1 | 1403.1 | 3589.0 | 4987.8 | 2282.7 | 3010.7 | 5054.9 | 1658.6 |
| Sweden                             | 987.0  | 1270.6 | 701.2  | 82.5  | 94.5  | 69.7  | 471.1 | 569.5 | 367.4 | 1563.5 | 1979.5 | 1138.8 | 2301.3 | 3034.1 | 1592.8 | 1997.8 | 3225.5 | 1089.7 |
| Switzerland                        | 937.9  | 1179.0 | 700.9  | 54.8  | 57.3  | 52.2  | 351.2 | 428.3 | 272.0 | 1294.9 | 1596.5 | 989.8  | 2476.1 | 3330.1 | 1691.1 | 2406.5 | 3649.3 | 1565.7 |
| the Netherlands                    | 1037.8 | 1263.4 | 815.6  | 62.7  | 74.9  | 49.9  | 495.4 | 600.3 | 389.1 | 1472.3 | 1761.6 | 1182.3 | 2424.0 | 2968.6 | 1897.2 | 2462.3 | 3642.0 | 1629.1 |
| United Kingdom, All countries * ¶  | 971.1  | 1202.5 | 745.7  |       |       |       | 566.0 | 674.4 | 456.7 | 1661.2 | 2057.3 | 1277.1 | 2050.5 | 2592.2 | 1547.7 | 1881.5 | 2819.5 | 1195.2 |
| United Kingdom, England * ¶        | 971.7  | 1203.1 | 745.6  |       |       |       | 562.0 | 670.1 | 452.8 | 1670.1 | 2067.0 | 1283.8 | 2076.5 | 2628.0 | 1564.4 | 1908.4 | 2849.7 | 1215.2 |
| United Kingdom, Northern Ireland * | 978.7  | 1195.3 | 769.0  |       |       |       | 607.5 | 695.0 | 521.7 | 1609.2 | 2009.3 | 1222.2 | 2050.4 | 2471.7 | 1660.1 | 2575.8 | 3923.8 | 1629.7 |
| United Kingdom, Scotland           | 955.6  | 1160.1 | 761.7  | 77.1  | 106.6 | 46.2  | 568.3 | 676.1 | 462.7 | 1625.3 | 1959.1 | 1311.1 | 1856.2 | 2302.3 | 1448.1 | 1361.7 | 2005.5 | 919.1  |
| United Kingdom, Wales *            | 1011.5 | 1308.9 | 722.4  |       |       |       | 611.3 | 740.3 | 479.9 | 1602.1 | 2094.3 | 1133.3 | 1957.3 | 2551.9 | 1395.7 | 1943.2 | 3057.1 | 1113.8 |

\* Patients younger than 20 years of age are not reported

¶ The prevalence is underestimated by approximately 1% due to one centre not submitting data since 2014

Table B.4.3  
**Sex, mean age, and median age**  
*prevalent patients on December 31*

|                                    | All |              |      |                |      |      | Men  |              |      |                |      |      | Women |              |      |                |      |      |
|------------------------------------|-----|--------------|------|----------------|------|------|------|--------------|------|----------------|------|------|-------|--------------|------|----------------|------|------|
|                                    | %   | Mean (years) | SD   | Median (years) | P25  | P75  | %    | Mean (years) | SD   | Median (years) | P25  | P75  | %     | Mean (years) | SD   | Median (years) | P25  | P75  |
| Austria                            | 100 | 61.6         | 15.2 | 63.1           | 52.5 | 73.1 | 64.8 | 61.7         | 15.1 | 63.2           | 52.8 | 73.1 | 35.2  | 61.5         | 15.5 | 63.0           | 51.8 | 73.2 |
| Belgium, Dutch-speaking *          | 100 | 66.3         | 15.2 | 68.4           | 56.6 | 78.3 | 61.1 | 66.1         | 15.0 | 68.1           | 56.6 | 77.9 | 38.9  | 66.7         | 15.4 | 68.6           | 56.9 | 78.9 |
| Belgium, French-speaking *         | 100 | 65.1         | 15.1 | 66.8           | 55.5 | 76.1 | 62.4 | 65.2         | 14.8 | 66.8           | 55.6 | 76.0 | 37.6  | 65.0         | 15.6 | 66.8           | 55.4 | 76.3 |
| Bosnia and Herzegovina             | 100 | 59.7         | 14.9 | 61.4           | 50.6 | 70.5 | 60.2 | 58.9         | 14.7 | 60.3           | 50.0 | 69.2 | 39.8  | 60.8         | 15.1 | 63.2           | 51.8 | 71.9 |
| Denmark                            | 100 | 59.0         | 16.1 | 60.6           | 48.6 | 71.4 | 63.1 | 59.1         | 16.1 | 60.8           | 48.7 | 71.4 | 36.9  | 58.9         | 16.1 | 60.5           | 48.5 | 71.3 |
| Estonia                            | 100 | 58.2         | 15.6 | 58.9           | 47.6 | 69.8 | 57.4 | 58.1         | 15.5 | 58.1           | 47.7 | 69.9 | 42.6  | 58.3         | 15.6 | 60.3           | 47.4 | 69.7 |
| Finland                            | 100 | 59.4         | 16.3 | 61.7           | 50.6 | 71.0 | 63.1 | 59.6         | 16.1 | 62.2           | 50.8 | 71.0 | 36.9  | 58.9         | 16.7 | 61.4           | 50.3 | 71.0 |
| France                             | 100 | 63.0         | 16.4 | 65.0           | 52.6 | 75.0 | 61.3 | 63.0         | 16.2 | 65.0           | 52.8 | 75.0 | 38.7  | 63.0         | 16.6 | 64.8           | 52.5 | 75.4 |
| Greece                             | 100 | 65.0         | 15.5 | 67.0           | 54.8 | 77.3 | 64.8 | 64.6         | 15.3 | 66.6           | 54.6 | 76.7 | 35.2  | 65.6         | 16.0 | 68.0           | 55.3 | 78.3 |
| Iceland                            | 100 | 56.4         | 16.9 | 58.4           | 44.5 | 69.8 | 63.6 | 57.3         | 16.9 | 59.8           | 46.1 | 70.0 | 36.4  | 54.9         | 16.7 | 56.8           | 40.5 | 68.7 |
| Norway                             | 100 | 59.7         | 16.2 | 61.7           | 49.3 | 71.8 | 64.6 | 60.2         | 16.0 | 62.3           | 50.0 | 71.9 | 35.4  | 58.9         | 16.4 | 61.0           | 47.9 | 71.7 |
| Romania                            | 100 | 61.8         | 15.2 | 63.6           | 51.3 | 72.8 | 56.7 | 61.2         | 15.1 | 62.9           | 50.5 | 71.9 | 43.3  | 62.6         | 15.4 | 64.7           | 52.6 | 73.8 |
| Serbia                             | 100 | 58.7         | 15.4 | 61.2           | 49.6 | 69.0 | 62.0 | 58.7         | 15.5 | 61.3           | 49.4 | 69.0 | 37.9  | 58.8         | 15.3 | 61.1           | 49.9 | 69.1 |
| Spain, Andalusia                   | 100 | 60.8         | 15.5 | 62.1           | 50.7 | 72.5 | 61.4 | 60.3         | 15.3 | 61.5           | 50.5 | 71.8 | 38.6  | 61.7         | 15.8 | 63.3           | 51.3 | 73.5 |
| Spain, Aragon                      | 100 | 63.4         | 15.3 | 64.7           | 53.3 | 75.7 | 65.5 | 63.8         | 14.9 | 65.4           | 54.5 | 75.7 | 34.5  | 62.5         | 16.2 | 62.8           | 50.7 | 76.0 |
| Spain, Asturias                    | 100 | 63.4         | 14.4 | 64.5           | 54.3 | 73.7 | 64.7 | 63.0         | 14.4 | 64.0           | 54.5 | 72.8 | 35.3  | 64.3         | 14.5 | 65.4           | 53.4 | 74.9 |
| Spain, Basque country              | 100 | 62.1         | 15.6 | 63.9           | 52.0 | 73.5 | 64.7 | 62.6         | 15.4 | 64.5           | 52.6 | 74.0 | 35.3  | 61.1         | 15.9 | 62.8           | 50.6 | 72.7 |
| Spain, Canary Islands              | 100 | 61.3         | 14.4 | 62.5           | 51.4 | 72.2 | 65.5 | 61.4         | 14.2 | 62.6           | 51.7 | 71.7 | 34.5  | 61.1         | 14.8 | 62.4           | 50.3 | 73.0 |
| Spain, Cantabria *                 | 100 | 62.3         | 14.4 | 63.6           | 52.3 | 73.1 | 68.8 | 63.1         | 14.3 | 64.8           | 53.0 | 74.2 | 31.2  | 60.3         | 14.3 | 59.8           | 50.2 | 71.9 |
| Spain, Castile and León *          | 100 | 65.3         | 14.5 | 66.1           | 55.3 | 76.6 | 66.3 | 65.2         | 14.3 | 66.1           | 55.6 | 76.4 | 33.7  | 65.4         | 15.0 | 66.3           | 54.7 | 77.0 |
| Spain, Castile-La Mancha *         | 100 | 62.8         | 14.4 | 63.6           | 52.9 | 74.2 | 62.8 | 62.6         | 14.1 | 63.4           | 53.1 | 73.2 | 37.2  | 63.1         | 15.0 | 64.1           | 52.7 | 75.2 |
| Spain, Catalonia                   | 100 | 63.2         | 15.7 | 65.0           | 52.9 | 74.8 | 63.6 | 63.1         | 15.4 | 64.9           | 52.9 | 74.5 | 36.4  | 63.4         | 16.1 | 65.3           | 52.8 | 75.4 |
| Spain, Community of Madrid         | 100 | 62.1         | 15.7 | 63.5           | 51.9 | 74.0 | 63.5 | 62.6         | 15.5 | 64.0           | 52.7 | 74.1 | 36.5  | 61.2         | 16.1 | 61.9           | 50.5 | 73.7 |
| Spain, Extremadura                 | 100 | 62.0         | 14.7 | 62.7           | 52.4 | 73.2 | 62.5 | 62.0         | 13.9 | 62.6           | 52.9 | 71.8 | 37.5  | 62.2         | 15.9 | 62.7           | 51.5 | 75.1 |
| Spain, Galicia                     | 100 | 62.9         | 14.6 | 64.3           | 53.0 | 74.0 | 64.6 | 63.0         | 14.3 | 64.5           | 53.3 | 73.8 | 35.4  | 62.7         | 15.1 | 63.9           | 52.0 | 74.3 |
| Spain, Murcia                      | 100 | 62.4         | 15.1 | 63.3           | 52.4 | 74.0 | 64.6 | 62.3         | 15.0 | 63.7           | 53.0 | 73.4 | 35.4  | 62.7         | 15.3 | 62.6           | 51.7 | 74.8 |
| Spain, Navarre *                   | 100 | 62.8         | 14.4 | 64.3           | 53.0 | 73.6 | 64.9 | 63.2         | 14.1 | 65.0           | 53.2 | 74.0 | 35.1  | 62.1         | 14.9 | 63.5           | 52.5 | 72.6 |
| Sweden                             | 100 | 60.0         | 16.3 | 62.0           | 50.4 | 72.1 | 64.6 | 60.4         | 16.2 | 62.6           | 50.7 | 72.6 | 35.4  | 59.1         | 16.5 | 61.4           | 49.6 | 71.5 |
| Switzerland                        | 100 | 62.2         | 15.7 | 64.1           | 52.8 | 73.7 | 62.3 | 62.3         | 15.5 | 64.3           | 53.0 | 73.7 | 37.7  | 62.0         | 15.9 | 63.7           | 52.7 | 73.9 |
| the Netherlands                    | 100 | 60.7         | 15.8 | 62.6           | 50.8 | 72.3 | 60.4 | 60.7         | 15.8 | 62.7           | 50.8 | 72.5 | 39.6  | 60.6         | 15.8 | 62.4           | 51.0 | 72.0 |
| United Kingdom, All countries *    | 100 | 58.8         | 15.3 | 59.3           | 48.5 | 70.5 | 61.1 | 59.0         | 15.3 | 59.5           | 48.7 | 70.7 | 38.9  | 58.4         | 15.3 | 58.9           | 48.0 | 70.2 |
| United Kingdom, England *          | 100 | 58.9         | 15.3 | 59.4           | 48.5 | 70.6 | 61.2 | 59.1         | 15.4 | 59.6           | 48.8 | 70.8 | 38.8  | 58.4         | 15.3 | 58.9           | 48.0 | 70.3 |
| United Kingdom, Northern Ireland * | 100 | 59.0         | 15.9 | 58.8           | 47.7 | 71.6 | 60.1 | 59.3         | 15.8 | 58.9           | 48.4 | 71.5 | 39.9  | 58.5         | 16.0 | 58.6           | 46.5 | 71.8 |
| United Kingdom, Scotland           | 100 | 56.8         | 15.6 | 57.8           | 47.2 | 68.1 | 59.1 | 56.7         | 15.8 | 58.0           | 47.0 | 68.2 | 40.9  | 56.9         | 15.2 | 57.6           | 47.5 | 68.0 |
| United Kingdom, Wales *            | 100 | 59.5         | 15.7 | 60.4           | 48.8 | 71.5 | 63.8 | 59.8         | 15.6 | 60.5           | 49.0 | 71.8 | 36.2  | 58.8         | 15.9 | 60.1           | 48.5 | 70.7 |

Categories may not add up because of missing values or rounding off

\* Patients younger than 20 years of age are not reported

Table B.4.4  
**Prevalence per million population, adjusted**  
*prevalent patients on December 31, adjusted for age and sex*

|                                    | All    | Men    | Women  |
|------------------------------------|--------|--------|--------|
|                                    | Pmp    | Pmp    | Pmp    |
| Austria                            | 1080.3 | 1425.9 | 750.8  |
| Belgium, Dutch-speaking *          | 1235.2 | 1504.1 | 978.8  |
| Belgium, French-speaking *         | 1471.4 | 1889.3 | 1073.0 |
| Bosnia and Herzegovina             | 821.1  | 1019.8 | 631.5  |
| Denmark                            | 964.4  | 1218.6 | 722.1  |
| Estonia                            | 749.1  | 943.0  | 564.2  |
| Finland                            | 881.8  | 1125.1 | 649.8  |
| France                             | 1339.0 | 1682.5 | 1011.5 |
| Greece                             | 1219.9 | 1614.5 | 843.5  |
| Iceland                            | 865.9  | 1095.1 | 647.3  |
| Norway                             | 1041.1 | 1334.2 | 761.5  |
| Romania                            | 1168.2 | 1382.2 | 964.1  |
| Serbia                             | 677.0  | 867.9  | 494.9  |
| Spain, Andalusia                   | 1273.5 | 1582.3 | 979.1  |
| Spain, Aragon                      | 1182.1 | 1564.3 | 817.6  |
| Spain, Asturias                    | 1126.2 | 1507.3 | 762.8  |
| Spain, Basque country              | 1145.0 | 1508.8 | 798.1  |
| Spain, Canary Islands              | 1444.5 | 1898.3 | 1011.7 |
| Spain, Cantabria *                 | 1018.3 | 1425.1 | 630.3  |
| Spain, Castile and León *          | 1048.7 | 1387.1 | 725.9  |
| Spain, Castile-La Mancha *         | 1200.8 | 1501.7 | 913.8  |
| Spain, Catalonia                   | 1440.9 | 1867.0 | 1034.5 |
| Spain, Community of Madrid         | 1219.5 | 1621.2 | 836.4  |
| Spain, Extremadura                 | 1129.8 | 1421.0 | 852.2  |
| Spain, Galicia                     | 1207.0 | 1594.2 | 837.8  |
| Spain, Murcia                      | 1516.3 | 1980.6 | 1073.6 |
| Spain, Navarre *                   | 1313.1 | 1703.0 | 941.2  |
| Sweden                             | 998.1  | 1280.7 | 728.7  |
| Switzerland                        | 941.7  | 1176.3 | 718.0  |
| the Netherlands                    | 1035.1 | 1248.7 | 831.3  |
| United Kingdom, All countries * ¶  | 1016.0 | 1253.0 | 790.0  |
| United Kingdom, England * ¶        | 1021.9 | 1260.0 | 794.9  |
| United Kingdom, Northern Ireland * | 1074.8 | 1310.8 | 849.7  |
| United Kingdom, Scotland           | 962.0  | 1165.0 | 768.4  |
| United Kingdom, Wales *            | 1012.0 | 1305.0 | 732.5  |

\* Patients younger than 20 years of age are not reported

¶ The prevalence is underestimated by approximately 1% due to one centre not submitting data since 2014



Table B.4.5  
**Prevalence per million population and percentages by primary renal disease, unadjusted**  
*prevalent patients on December 31*

|                                    | All    |     | GN    |      | PN    |      | PKD   |      | DM     |      |        |      |       |      | HT    |      | RVD  |     | Misc  |      | Unkn  |      | Missing |      |
|------------------------------------|--------|-----|-------|------|-------|------|-------|------|--------|------|--------|------|-------|------|-------|------|------|-----|-------|------|-------|------|---------|------|
|                                    |        |     |       |      |       |      |       |      | Type 1 |      | Type 2 |      | Both  |      |       |      |      |     |       |      |       |      |         |      |
|                                    | Pmp    | %   | Pmp   | %    | Pmp   | %    | Pmp   | %    | Pmp    | %    | Pmp    | %    | Pmp   | %    | Pmp   | %    | Pmp  | %   | Pmp   | %    | Pmp   | %    | Pmp     | %    |
| Austria                            | 1087.4 | 100 | 244.2 | 22.5 | 73.4  | 6.8  | 80.1  | 7.4  | 57.1   | 5.3  | 156.5  | 14.4 | 213.6 | 19.6 | 91.1  | 8.4  | 78.2 | 7.2 | 203.2 | 18.7 | 103.6 | 9.5  | 0       | 0    |
| Belgium, Dutch-speaking *          | 1286.8 | 100 | 225.6 | 17.5 | 86.8  | 6.7  | 131.3 | 10.2 | 50.6   | 3.9  | 169.7  | 13.2 | 220.2 | 17.1 | 107.1 | 8.3  | 50.9 | 4.0 | 344.4 | 26.8 | 120.4 | 9.4  | 0       | 0    |
| Belgium, French-speaking *         | 1346.3 | 100 | 217.3 | 16.1 | 99.1  | 7.4  | 109.9 | 8.2  | 39.3   | 2.9  | 204.2  | 15.2 | 243.6 | 18.1 | 213.3 | 15.8 | 22.1 | 1.6 | 343.3 | 25.5 | 97.7  | 7.3  | 0       | 0    |
| Bosnia and Herzegovina             | 748.8  | 100 | 147.8 | 19.7 | 104.2 | 13.9 | 40.8  | 5.4  | 76.5   | 10.2 | 70.8   | 9.5  | 147.3 | 19.7 | 97.1  | 13.0 | 5.7  | 0.8 | 128.6 | 17.2 | 77.3  | 10.3 | 0       | 0    |
| Denmark                            | 958.4  | 100 | 193.6 | 20.2 | 65.1  | 6.8  | 92.8  | 9.7  | 77.0   | 8.0  | 86.4   | 9.0  | 163.4 | 17.0 | 105.6 | 11.0 | 2.1  | 0.2 | 157.0 | 16.4 | 178.8 | 18.7 | 0       | 0    |
| Estonia                            | 720.4  | 100 | 190.5 | 26.4 | 95.6  | 13.3 | 69.8  | 9.7  |        |      |        |      | 127.5 | 17.7 | 77.4  | 10.7 | 62.2 | 8.6 | 96.4  | 13.4 | 0.8   | 0.1  | 0       | 0    |
| Finland                            | 909.2  | 100 | 191.2 | 21.0 | 77.9  | 8.6  | 123.5 | 13.6 | 149.2  | 16.4 | 81.3   | 8.9  | 230.6 | 25.4 | 36.7  | 4.0  | 4.4  | 0.5 | 163.0 | 17.9 | 82.1  | 9.0  | 0       | 0    |
| France                             | 1315.9 | 100 | 268.3 | 20.4 | 97.4  | 7.4  | 130.2 | 9.9  |        |      |        |      | 215.7 | 16.4 | 216.8 | 16.5 | 11.6 | 0.9 | 227.4 | 17.3 | 148.4 | 11.3 | 0       | 0    |
| Greece                             | 1318.8 | 100 | 221.7 | 16.8 | 81.4  | 6.2  | 105.3 | 8.0  | 28.6   | 2.2  | 220.2  | 16.7 | 248.8 | 18.9 | 126.2 | 9.6  | 15.4 | 1.2 | 130.8 | 9.9  | 389.2 | 29.5 | 0       | 0    |
| Iceland                            | 760.0  | 100 | 192.2 | 25.3 | 58.2  | 7.7  | 81.5  | 10.7 | 52.4   | 6.9  | 23.3   | 3.1  | 75.7  | 10.0 | 122.3 | 16.1 | 14.6 | 1.9 | 168.9 | 22.2 | 43.7  | 5.7  | 2.9     | 0.4  |
| Norway                             | 976.9  | 100 | 271.2 | 27.8 | 68.8  | 7.0  | 106.5 | 10.9 |        |      |        |      | 134.0 | 13.7 | 175.1 | 17.9 | 5.9  | 0.6 | 191.0 | 19.6 | 23.9  | 2.4  | 0.6     | 0.1  |
| Romania                            | 1142.5 | 100 | 204.2 | 17.9 | 91.8  | 8.0  | 50.7  | 4.4  |        |      |        |      | 115.2 | 10.1 | 61.2  | 5.4  | 5.6  | 0.5 | 173.3 | 15.2 | 440.4 | 38.5 | 0.1     | 0    |
| Serbia                             | 712.2  | 100 | 130.4 | 18.3 | 75.6  | 10.6 | 47.1  | 6.6  |        |      |        |      | 122.6 | 17.2 | 178.6 | 25.1 | 7.6  | 1.1 | 101.2 | 14.2 | 49.0  | 6.9  | 0       | 0    |
| Spain, Andalusia                   | 1224.3 | 100 | 251.5 | 20.5 | 115.6 | 9.4  | 116.9 | 9.5  |        |      |        |      | 190.7 | 15.6 | 101.4 | 8.3  | 2.3  | 0.2 | 173.7 | 14.2 | 272.2 | 22.2 | 0       | 0    |
| Spain, Aragon                      | 1271.1 | 100 | 244.2 | 19.2 | 66.2  | 5.2  | 111.8 | 8.8  | 74.5   | 5.9  | 152.9  | 12.0 | 227.4 | 17.9 | 136.2 | 10.7 | 2.3  | 0.2 | 162.8 | 12.8 | 320.3 | 25.2 | 0       | 0    |
| Spain, Asturias                    | 1329.4 | 100 | 271.7 | 20.4 | 91.9  | 6.9  | 145.0 | 10.9 | 55.1   | 4.1  | 163.4  | 12.3 | 218.5 | 16.4 | 178.9 | 13.5 | 18.4 | 1.4 | 209.8 | 15.8 | 195.3 | 14.7 | 0       | 0    |
| Spain, Basque country              | 1254.9 | 100 | 215.3 | 17.2 | 113.4 | 9.0  | 147.5 | 11.8 | 39.2   | 3.1  | 107.4  | 8.6  | 146.6 | 11.7 | 148.0 | 11.8 | 0.9  | 0.1 | 201.9 | 16.1 | 280.8 | 22.4 | 0.5     | 0    |
| Spain, Canary Islands              | 1399.8 | 100 | 66.0  | 4.7  | 22.2  | 1.6  | 41.6  | 3.0  | 14.3   | 1.0  | 142.7  | 10.2 | 157.0 | 11.2 | 33.2  | 2.4  | 1.4  | 0.1 | 95.1  | 6.8  | 66.9  | 4.8  | 916.4   | 65.5 |
| Spain, Cantabria *                 | 1095.7 | 100 | 342.3 | 31.2 | 84.3  | 7.7  | 115.2 | 10.5 | 41.3   | 3.8  | 117.0  | 10.7 | 158.2 | 14.4 | 118.7 | 10.8 | 75.7 | 6.9 | 132.4 | 12.1 | 48.2  | 4.4  | 20.6    | 1.9  |
| Spain, Castile and León * ‡        | 1248.8 | 100 | 215.9 | 17.3 | 74.2  | 5.9  | 108.4 | 8.7  | 72.1   | 5.8  | 154.1  | 12.3 | 226.2 | 18.1 | 156.1 | 12.5 | 0    | 0   | 160.7 | 12.9 | 307.3 | 24.6 | 0       | 0    |
| Spain, Castile-La Mancha *         | 1189.1 | 100 | 245.5 | 20.6 | 123.2 | 10.4 | 136.0 | 11.4 |        |      |        |      | 193.0 | 16.2 | 62.8  | 5.3  | 19.1 | 1.6 | 143.4 | 12.1 | 262.2 | 22.0 | 3.9     | 0.3  |
| Spain, Catalonia                   | 1427.4 | 100 | 283.1 | 19.8 | 130.9 | 9.2  | 142.8 | 10.0 | 35.9   | 2.5  | 162.0  | 11.3 | 201.2 | 14.1 | 113.7 | 8.0  | 38.2 | 2.7 | 193.6 | 13.6 | 323.9 | 22.7 | 0       | 0    |
| Spain, Community of Madrid         | 1158.3 | 100 | 250.2 | 21.6 | 86.1  | 7.4  | 125.9 | 10.9 | 44.7   | 3.9  | 162.0  | 14.0 | 206.7 | 17.8 | 131.7 | 11.4 | 16.6 | 1.4 | 215.5 | 18.6 | 125.7 | 10.9 | 0       | 0    |
| Spain, Extremadura                 | 1179.7 | 100 | 232.4 | 19.7 | 82.4  | 7.0  | 121.3 | 10.3 |        |      |        |      | 179.6 | 15.2 | 81.5  | 6.9  | 20.4 | 1.7 | 130.6 | 11.1 | 320.4 | 27.2 | 11.1    | 0.9  |
| Spain, Galicia                     | 1382.2 | 100 | 266.0 | 19.2 | 89.0  | 6.4  | 161.5 | 11.7 | 58.0   | 4.2  | 173.6  | 12.6 | 231.7 | 16.8 | 114.2 | 8.3  | 3.0  | 0.2 | 243.5 | 17.6 | 273.4 | 19.8 | 0       | 0    |
| Spain, Murcia                      | 1348.0 | 100 | 357.8 | 26.5 | 105.4 | 7.8  | 95.9  | 7.1  |        |      |        |      | 192.5 | 14.3 | 85.7  | 6.4  | 54.4 | 4.0 | 176.8 | 13.1 | 279.5 | 20.7 | 0       | 0    |
| Spain, Navarre *                   | 1339.3 | 100 | 250.7 | 18.7 | 48.3  | 3.6  | 182.2 | 13.6 | 70.1   | 5.2  | 121.5  | 9.1  | 191.6 | 14.3 | 197.8 | 14.8 | 1.6  | 0.1 | 258.5 | 19.3 | 208.7 | 15.6 | 0       | 0    |
| Sweden ‡                           | 987.0  | 100 | 243.7 | 24.7 | 50.8  | 5.1  | 105.2 | 10.7 |        |      |        |      | 176.6 | 17.9 | 102.5 | 10.4 | 2.4  | 0.2 | 206.0 | 20.9 | 99.8  | 10.1 | 0       | 0    |
| Switzerland                        | 937.9  | 100 | 197.5 | 21.1 | 36.3  | 3.9  | 30.3  | 3.2  | 25.8   | 2.8  | 113.3  | 12.1 | 139.1 | 14.8 | 115.5 | 12.3 | 19.9 | 2.1 | 287.5 | 30.7 | 111.8 | 11.9 | 0       | 0    |
| the Netherlands                    | 1037.8 | 100 | 172.0 | 16.6 | 69.2  | 6.7  | 91.5  | 8.8  | 39.2   | 3.8  | 99.7   | 9.6  | 138.9 | 13.4 | 120.3 | 11.6 | 63.5 | 6.1 | 211.3 | 20.4 | 107.1 | 10.3 | 64.1    | 6.2  |
| United Kingdom, All countries * ¶  | 971.1  | 100 | 185.8 | 19.1 | 99.1  | 10.2 | 94.5  | 9.7  |        |      |        |      | 167.4 | 17.2 | 59.2  | 6.1  | 13.0 | 1.3 | 176.7 | 18.2 | 148.0 | 15.2 | 27.4    | 2.8  |
| United Kingdom, England * ¶        | 971.7  | 100 | 179.3 | 18.5 | 95.2  | 9.8  | 91.6  | 9.4  |        |      |        |      | 169.3 | 17.4 | 63.2  | 6.5  | 13.2 | 1.4 | 174.9 | 18.0 | 153.0 | 15.7 | 31.9    | 3.3  |
| United Kingdom, Northern Ireland * | 978.7  | 100 | 187.1 | 19.1 | 148.6 | 15.2 | 115.5 | 11.8 |        |      |        |      | 145.9 | 14.9 | 34.2  | 3.5  | 10.2 | 1.0 | 202.6 | 20.7 | 121.3 | 12.4 | 13.4    | 1.4  |
| United Kingdom, Scotland           | 955.6  | 100 | 214.9 | 22.5 | 120.9 | 12.7 | 111.5 | 11.7 |        |      |        |      | 156.1 | 16.3 | 35.2  | 3.7  | 11.2 | 1.2 | 196.5 | 20.6 | 108.9 | 11.4 | 0.2     | 0    |
| United Kingdom, Wales *            | 1011.5 | 100 | 253.1 | 25.0 | 106.2 | 10.5 | 103.4 | 10.2 |        |      |        |      | 166.4 | 16.5 | 43.8  | 4.3  | 14.4 | 1.4 | 177.3 | 17.5 | 144.3 | 14.3 | 2.6     | 0.3  |

Abbreviations used: GN: glomerulonephritis/sclerosis; PN: pyelonephritis; PKD: polycystic kidneys, adult type; DM: diabetes mellitus; HT: hypertension; RVD: renal vascular disease; Misc: miscellaneous; Unkn: unknown  
 Categories may not add up because of rounding off or a limited number of cases (<10%) with diabetes mellitus type unknown; When cells are left empty, (complete) data are unavailable

\* Patients younger than 20 years of age are not reported

‡ Mapping the 2018 Primary Renal Disease (PRD) codes to the old PRD codes results in a different distribution of PRD groups

¶ The prevalence is underestimated by approximately 1% due to one centre not submitting data since 2014

Table B.4.6  
**Prevalence per million population by primary renal disease, adjusted**  
*prevalent patients on December 31, adjusted for age and sex*

|                                    | All    | GN    | PN    | PKD   | DM     |        |       | HT    | RVD  | Misc  | Unkn  | Missing |
|------------------------------------|--------|-------|-------|-------|--------|--------|-------|-------|------|-------|-------|---------|
|                                    | Pmp    | Pmp   | Pmp   | Pmp   | Type 1 | Type 2 | Both  | Pmp   | Pmp  | Pmp   | Pmp   | Pmp     |
|                                    |        |       |       |       | Pmp    | Pmp    | Pmp   |       |      |       |       |         |
| Austria                            | 1080.3 | 240.8 | 72.7  | 79.3  | 56.0   | 157.3  | 213.3 | 90.7  | 78.9 | 201.7 | 103.0 | 0       |
| Belgium, Dutch-speaking *          | 1235.2 | 219.5 | 84.5  | 127.3 | 49.4   | 159.6  | 209.0 | 100.9 | 46.5 | 330.9 | 116.5 | 0       |
| Belgium, French-speaking *         | 1471.4 | 233.9 | 107.7 | 119.4 | 41.7   | 228.6  | 270.3 | 236.9 | 24.5 | 371.9 | 106.8 | 0       |
| Bosnia and Herzegovina             | 821.1  | 150.0 | 114.8 | 42.5  | 84.5   | 79.3   | 163.8 | 109.9 | 7.5  | 148.9 | 83.6  | 0       |
| Denmark                            | 964.4  | 196.3 | 66.0  | 92.1  | 78.8   | 84.5   | 163.3 | 105.2 | 2.1  | 158.4 | 181.0 | 0       |
| Estonia                            | 749.1  | 198.6 | 97.5  | 70.4  |        |        | 133.6 | 82.4  | 66.1 | 99.6  | 0.8   | 0       |
| Finland                            | 881.8  | 185.0 | 75.4  | 115.3 | 154.7  | 73.7   | 228.3 | 34.8  | 4.2  | 159.5 | 79.2  | 0       |
| France                             | 1339.0 | 277.8 | 100.5 | 133.0 |        |        | 218.0 | 213.7 | 11.7 | 234.2 | 150.2 | 0       |
| Greece                             | 1219.9 | 214.1 | 76.6  | 101.3 | 28.3   | 197.2  | 225.5 | 112.9 | 14.1 | 124.4 | 351.0 | 0       |
| Iceland                            | 865.9  | 216.7 | 69.7  | 96.8  | 56.4   | 25.7   | 82.2  | 149.4 | 17.7 | 177.9 | 51.6  | 4.0     |
| Norway                             | 1041.1 | 284.4 | 72.7  | 115.8 |        |        | 141.9 | 193.6 | 6.3  | 200.6 | 25.3  | 0.6     |
| Romania                            | 1168.2 | 205.6 | 94.2  | 51.1  |        |        | 116.6 | 63.7  | 6.0  | 178.8 | 452.1 | 0.1     |
| Serbia                             | 677.0  | 125.6 | 73.1  | 43.5  |        |        | 114.6 | 169.3 | 7.1  | 96.8  | 47.1  | 0       |
| Spain, Andalusia                   | 1273.5 | 254.8 | 118.8 | 122.5 |        |        | 201.9 | 108.7 | 2.4  | 179.6 | 284.8 | 0       |
| Spain, Aragon                      | 1182.1 | 231.6 | 63.3  | 104.7 | 70.9   | 140.8  | 211.7 | 117.9 | 1.9  | 153.1 | 297.9 | 0       |
| Spain, Asturias                    | 1126.2 | 235.0 | 82.0  | 121.8 | 49.1   | 134.3  | 183.4 | 140.2 | 14.7 | 186.9 | 162.4 | 0       |
| Spain, Basque country              | 1145.0 | 200.2 | 105.2 | 132.8 | 36.2   | 95.4   | 131.5 | 128.4 | 0.8  | 189.1 | 256.6 | 0.3     |
| Spain, Canary Islands              | 1444.5 | 65.0  | 22.7  | 41.1  | 12.8   | 159.2  | 172.0 | 36.9  | 1.3  | 100.8 | 71.1  | 933.6   |
| Spain, Cantabria *                 | 1018.3 | 316.6 | 82.1  | 104.2 | 37.8   | 110.1  | 147.9 | 105.2 | 71.3 | 126.6 | 44.2  | 20.1    |
| Spain, Castile and León * ‡        | 1048.7 | 187.7 | 64.2  | 95.3  | 64.5   | 120.9  | 185.3 | 118.0 | 0    | 139.7 | 258.5 | 0       |
| Spain, Castile-La Mancha *         | 1200.8 | 249.2 | 121.5 | 142.9 |        |        | 197.3 | 61.9  | 18.6 | 144.4 | 261.0 | 3.9     |
| Spain, Catalonia                   | 1440.9 | 285.8 | 129.4 | 146.7 | 35.4   | 167.7  | 206.6 | 114.5 | 39.1 | 194.2 | 324.5 | 0       |
| Spain, Community of Madrid         | 1219.5 | 260.7 | 87.6  | 133.7 | 43.6   | 180.3  | 223.9 | 141.1 | 18.1 | 223.0 | 131.4 | 0       |
| Spain, Extremadura                 | 1129.8 | 228.1 | 79.6  | 119.0 |        |        | 170.4 | 76.4  | 18.4 | 125.5 | 301.5 | 10.9    |
| Spain, Galicia                     | 1207.0 | 240.1 | 79.3  | 141.9 | 54.0   | 145.6  | 199.7 | 94.0  | 2.6  | 218.8 | 230.8 | 0       |
| Spain, Murcia                      | 1516.3 | 397.0 | 114.4 | 106.6 |        |        | 218.4 | 99.9  | 63.8 | 194.4 | 321.7 | 0       |
| Spain, Navarre *                   | 1313.1 | 246.0 | 49.5  | 181.2 | 67.4   | 123.6  | 191.0 | 184.9 | 1.5  | 255.1 | 203.9 | 0       |
| Sweden ‡                           | 998.1  | 248.3 | 51.3  | 107.7 |        |        | 179.0 | 99.7  | 2.4  | 208.7 | 101.0 | 0       |
| Switzerland                        | 941.7  | 195.8 | 36.6  | 30.8  | 25.8   | 114.4  | 140.2 | 116.6 | 20.1 | 289.4 | 112.1 | 0       |
| the Netherlands                    | 1035.1 | 170.5 | 69.7  | 89.0  | 39.2   | 98.2   | 137.4 | 121.3 | 64.1 | 211.2 | 108.6 | 63.2    |
| United Kingdom, All countries * ¶  | 1016.0 | 194.2 | 103.7 | 99.7  |        |        | 175.9 | 61.9  | 13.5 | 184.0 | 154.7 | 28.6    |
| United Kingdom, England * ¶        | 1021.9 | 188.3 | 99.9  | 97.5  |        |        | 179.1 | 66.6  | 13.7 | 182.8 | 160.6 | 33.4    |
| United Kingdom, Northern Ireland * | 1074.8 | 203.5 | 159.8 | 127.1 |        |        | 160.2 | 39.4  | 11.8 | 222.4 | 135.8 | 14.9    |
| United Kingdom, Scotland           | 962.0  | 216.8 | 122.2 | 110.7 |        |        | 157.5 | 35.2  | 11.5 | 197.2 | 110.8 | 0.2     |
| United Kingdom, Wales *            | 1012.0 | 255.2 | 110.4 | 103.2 |        |        | 165.8 | 42.4  | 13.6 | 176.9 | 141.9 | 2.7     |

Abbreviations used: GN: glomerulonephritis/sclerosis; PN: pyelonephritis; PKD: polycystic kidneys, adult type; DM: diabetes mellitus; HT: hypertension; RVD: renal vascular disease; Misc: miscellaneous; Unkn: unknown  
 Categories may not add up because of rounding off or a limited number of cases (<10%) with diabetes mellitus type unknown; When cells are left empty, (complete) data are unavailable

\* Patients younger than 20 years of age are not reported

‡ Mapping the 2018 Primary Renal Disease (PRD) codes to the old PRD codes results in a different distribution of PRD groups

¶ The prevalence is underestimated by approximately 1% due to one centre not submitting data since 2014

Table B.4.7  
**Prevalent counts by treatment modality**  
*prevalent patients on December 31*

|                                       | All   | Haemodialysis      |         |              |    |       |                 | Peritoneal dialysis |      |              |          | Kidney transplant |                |              |          | Unkn | Missing |
|---------------------------------------|-------|--------------------|---------|--------------|----|-------|-----------------|---------------------|------|--------------|----------|-------------------|----------------|--------------|----------|------|---------|
|                                       |       | HD hospital/centre | HD home | HD type Unkn | HF | HDF   | Total HD/HF/HDF | APD                 | CAPD | PD type Unkn | Total PD | Living donor      | Deceased donor | Tx type Unkn | Total Tx |      |         |
|                                       |       | N                  | N       | N            | N  | N     | N               | N                   | N    | N            | N        | N                 | N              | N            | N        |      |         |
| Austria                               | 9540  | 3108               | 4       | 14           | 3  | 1060  | 4189            | 152                 | 200  | 7            | 359      | 820               | 4164           | 8            | 4992     | 0    | 0       |
| Belgium, Dutch-speaking *             | 8419  | 2529               | 49      | 0            | 3  | 1759  | 4340            | 244                 | 111  | 0            | 355      | 256               | 3468           | 0            | 3724     | 0    | 0       |
| Belgium, French-speaking *            | 6506  | 2253               | 80      | 0            | 33 | 1117  | 3483            | 124                 | 164  | 0            | 288      | 236               | 2234           | 251          | 2721     | 14   | 0       |
| Bosnia and Herzegovina                | 2644  | 1272               | 0       | 0            | 0  | 944   | 2216            | 2                   | 81   | 3            | 86       | 228               | 108            | 6            | 342      | 0    | 0       |
| Denmark &                             | 5579  | 1945               | 177     | 0            |    | 2122  | 285             | 264                 | 2    | 551          | 1177     | 1729              | 0              | 2906         | 0        | 0    |         |
| Estonia                               | 949   | 335                | 0       | 0            | 1  | 9     | 345             | 37                  | 24   | 1            | 62       | 22                | 520            | 0            | 542      | 0    | 0       |
| Finland                               | 5008  | 844                | 139     | 0            | 0  | 623   | 1606            | 246                 | 138  | 0            | 384      | 247               | 2748           | 23           | 3018     | 0    | 0       |
| France                                | 87989 | 29063              | 422     | 56           | 80 | 15188 | 44809           | 1174                | 1912 | 2            | 3088     | 4549              | 33181          | 1950         | 39680    | 412  | 0       |
| Greece                                | 14183 | 7603               | 0       | 0            | 0  | 3259  | 10862           | 480                 | 237  | 0            | 717      | 1067              | 1537           | 0            | 2604     | 0    | 0       |
| Iceland                               | 261   | 67                 | 0       | 0            |    | 67    |                 | 0                   | 0    | 20           | 20       | 111               | 63             | 0            | 174      | 0    | 0       |
| Norway                                | 5155  | 1234               | 29      | 0            |    | 1263  |                 |                     |      | 305          | 305      | 1371              | 2209           | 6            | 3586     | 1    | 0       |
| Romania                               | 21708 | 18379              | 5       | 2            | 9  | 95    | 18490           | 100                 | 1230 | 3            | 1333     | 396               | 730            | 744          | 1870     | 15   | 0       |
| Serbia                                | 4850  | 2936               | 27      | 11           | 3  | 675   | 3652            | 33                  | 384  | 4            | 421      | 430               | 333            | 5            | 768      | 9    | 0       |
| Spain, Andalusia                      | 10296 | 4132               | 13      | 0            |    | 4145  |                 |                     |      | 380          | 380      | 489               | 5282           | 0            | 5771     | 0    | 0       |
| Spain, Aragon                         | 1671  | 388                | 3       | 0            |    | 126   | 517             | 15                  | 64   | 0            | 79       | 91                | 982            | 0            | 1073     | 2    | 0       |
| Spain, Asturias                       | 1375  | 517                | 7       | 0            | 0  | 5     | 529             | 43                  | 72   | 0            | 115      | 46                | 682            | 3            | 731      | 0    | 0       |
| Spain, Basque country                 | 2722  | 807                | 3       | 0            |    | 810   | 26              | 118                 | 0    | 144          | 152      | 1611              | 0              | 1763         | 5        | 0    |         |
| Spain, Canary Islands                 | 3032  | 1468               | 0       | 0            | 0  | 0     | 1468            | 0                   | 0    | 179          | 179      | 36                | 14             | 1333         | 1383     | 2    | 0       |
| Spain, Cantabria *                    | 637   | 188                | 0       | 0            |    | 188   | 7               | 26                  | 0    | 33           | 28       | 388               | 0              | 416          | 0        | 0    |         |
| Spain, Castile and León *             | 3031  | 1181               | 6       | 0            |    | 1187  | 83              | 110                 | 0    | 193          | 56       | 82                | 1465           | 1603         | 48       | 0    |         |
| Spain, Castile-La Mancha *            | 2422  | 897                | 1       | 0            |    | 898   | 30              | 108                 | 0    | 138          | 39       | 1269              | 73             | 1381         | 3        | 2    |         |
| Spain, Catalonia                      | 10785 | 1159               | 4       | 0            |    | 3042  | 4205            | 192                 | 239  | 0            | 431      | 1252              | 4897           | 0            | 6149     | 0    | 0       |
| Spain, Community of Madrid            | 7537  | 2924               | 0       | 0            |    | 2924  | 125             | 271                 | 0    | 396          | 281      | 3936              | 0              | 4217         | 0        | 0    |         |
| Spain, Extremadura                    | 1274  | 571                | 7       | 0            |    | 578   | 36              | 27                  | 0    | 63           | 23       | 324               | 286            | 633          | 0        | 0    |         |
| Spain, Galicia                        | 3741  | 1624               | 19      | 0            | 0  | 2     | 1645            | 90                  | 199  | 0            | 289      | 232               | 1529           | 46           | 1807     | 0    | 0       |
| Spain, Murcia                         | 1982  | 383                | 0       | 0            | 0  | 615   | 998             | 15                  | 72   | 0            | 87       | 66                | 831            | 0            | 897      | 0    | 0       |
| Spain, Navarre *                      | 860   | 287                | 13      | 0            |    | 300   | 18              | 2                   | 0    | 20           | 38       | 502               | 0              | 540          | 0        | 0    |         |
| Sweden                                | 9927  | 3076               | 136     | 0            |    | 3212  |                 |                     |      | 891          | 891      | 2439              | 3384           | 0            | 5823     | 1    | 0       |
| Switzerland                           | 7927  | 3202               | 51      | 1            | 85 | 0     | 3339            | 166                 | 174  | 0            | 340      | 1648              | 2575           | 19           | 4242     | 6    | 0       |
| the Netherlands                       | 17246 | 4750               | 264     | 0            |    | 356   | 5370            | 513                 | 364  | 0            | 877      | 5612              | 5379           | 7            | 10998    | 1    | 0       |
| United Kingdom, All countries * ¶ § # | 64130 | 20231              | 1355    | 18           | 25 | 3719  | 25348           | 2043                | 1430 | 44           | 3517     | 11171             | 22940          | 1141         | 35252    | 13   | 0       |
| United Kingdom, England * ¶ #         | 54043 | 16688              | 1195    | 7            | 25 | 3644  | 21559           | 1755                | 1267 | 41           | 3063     | 9295              | 19078          | 1036         | 29409    | 12   | 0       |
| United Kingdom, Northern Ireland * #  | 1831  | 567                | 19      | 11           | 0  | 15    | 612             | 65                  |      |              | 69       | 485               | 596            | 68           | 1149     |      | 0       |
| United Kingdom, Scotland              | 5184  | 1908               | 54      | 0            |    | 1962  | 119             | 75                  | 0    |              | 194      | 908               | 2094           | 26           | 3028     | 0    | 0       |
| United Kingdom, Wales * #             | 3161  | 1077               | 90      | 0            | 0  | 60    | 1227            | 112                 | 87   |              | 200      | 523               | 1200           | 11           | 1734     | 0    | 0       |

Abbreviations used: HD: haemodialysis; Unkn: unknown; HF: haemofiltration; HDF: haemodiafiltration; APD: automated peritoneal dialysis; CAPD: continuous ambulatory peritoneal dialysis; PD: peritoneal dialysis; Tx: transplant  
 When cells are left empty, (complete) data are unavailable

\* Patients younger than 20 years of age are not reported

& No distinction is made between HD and HDF

|| The prevalence of patients living on a functioning graft is underestimated by approximately 30%

¶ The prevalence is underestimated by approximately 1% due to one centre not submitting data since 2014

§ HDF is not accurately captured from some units and so usage may be an underestimate for the UK

# Values based on 1 to 5 patients are suppressed

Table B.4.8  
**Prevalence per million population by treatment modality, unadjusted**  
*prevalent patients on December 31*

|                                       | All    | Haemodialysis      |         |              |      |       | Peritoneal dialysis |      |      |              | Kidney transplant |              |                |              | Unkn  | Missing |          |
|---------------------------------------|--------|--------------------|---------|--------------|------|-------|---------------------|------|------|--------------|-------------------|--------------|----------------|--------------|-------|---------|----------|
|                                       |        | HD hospital/centre | HD home | HD type Unkn | HF   | HDF   | Total HD/HF/HDF     | APD  | CAPD | PD type Unkn | Total PD          | Living donor | Deceased donor | Tx type Unkn |       |         | Total Tx |
|                                       |        | Pmp                | Pmp     | Pmp          | Pmp  | Pmp   | Pmp                 | Pmp  | Pmp  | Pmp          | Pmp               | Pmp          | Pmp            | Pmp          |       |         | Pmp      |
| Austria                               | 1087.4 | 354.3              | 0.5     | 1.6          | 0.3  | 120.8 | 477.5               | 17.3 | 22.8 | 0.8          | 40.9              | 93.5         | 474.6          | 0.9          | 569.0 | 0       | 0        |
| Belgium, Dutch-speaking *             | 1286.8 | 386.5              | 7.5     | 0            | 0.5  | 268.9 | 663.3               | 37.3 | 17.0 | 0            | 54.3              | 39.1         | 530.1          | 0            | 569.2 | 0       | 0        |
| Belgium, French-speaking *            | 1346.3 | 466.2              | 16.6    | 0            | 6.8  | 231.1 | 720.7               | 25.7 | 33.9 | 0            | 59.6              | 48.8         | 462.3          | 51.9         | 563.1 | 2.9     | 0        |
| Bosnia and Herzegovina                | 748.8  | 360.2              | 0       | 0            | 0    | 267.3 | 627.6               | 0.6  | 22.9 | 0.8          | 24.4              | 64.6         | 30.6           | 1.7          | 96.9  | 0       | 0        |
| Denmark &                             | 958.4  | 334.1              | 30.4    | 0            |      |       | 364.5               | 49.0 | 45.4 | 0.3          | 94.7              | 202.2        | 297.0          | 0            | 499.2 | 0       | 0        |
| Estonia                               | 720.4  | 254.3              | 0       | 0            | 0.8  | 6.8   | 261.9               | 28.1 | 18.2 | 0.8          | 47.1              | 16.7         | 394.7          | 0            | 411.4 | 0       | 0        |
| Finland                               | 909.2  | 153.2              | 25.2    | 0            | 0    | 113.1 | 291.6               | 44.7 | 25.1 | 0            | 69.7              | 44.8         | 498.9          | 4.2          | 547.9 | 0       | 0        |
| France                                | 1315.9 | 434.7              | 6.3     | 0.8          | 1.2  | 227.1 | 670.1               | 17.6 | 28.6 | 0            | 46.2              | 68.0         | 496.2          | 29.2         | 593.4 | 6.2     | 0        |
| Greece                                | 1318.8 | 706.9              | 0       | 0            | 0    | 303.0 | 1010.0              | 44.6 | 22.0 | 0            | 66.7              | 99.2         | 142.9          | 0            | 242.1 | 0       | 0        |
| Iceland                               | 760.0  | 195.1              | 0       | 0            |      |       | 195.1               | 0    | 0    | 58.2         | 58.2              | 323.2        | 183.5          | 0            | 506.7 | 0       | 0        |
| Norway                                | 976.9  | 233.8              | 5.5     | 0            |      |       | 239.3               |      |      | 57.8         | 57.8              | 259.8        | 418.6          | 1.1          | 679.6 | 0.2     | 0        |
| Romania                               | 1142.5 | 967.3              | 0.3     | 0.1          | 0.5  | 5.0   | 973.2               | 5.3  | 64.7 | 0.2          | 70.2              | 20.8         | 38.4           | 39.2         | 98.4  | 0.8     | 0        |
| Serbia                                | 712.2  | 431.1              | 4.0     | 1.6          | 0.4  | 99.1  | 536.3               | 4.8  | 56.4 | 0.6          | 61.8              | 63.1         | 48.9           | 0.7          | 112.8 | 1.3     | 0        |
| Spain, Andalusia                      | 1224.3 | 491.4              | 1.5     | 0            |      |       | 492.9               |      |      | 45.2         | 45.2              | 58.1         | 628.1          | 0            | 686.3 | 0       | 0        |
| Spain, Aragon                         | 1271.1 | 295.1              | 2.3     | 0            |      | 95.8  | 393.3               | 11.4 | 48.7 | 0            | 60.1              | 69.2         | 747.0          | 0            | 816.2 | 1.5     | 0        |
| Spain, Asturias                       | 1329.4 | 499.9              | 6.8     | 0            | 0    | 4.8   | 511.5               | 41.6 | 69.6 | 0            | 111.2             | 44.5         | 659.4          | 2.9          | 706.8 | 0       | 0        |
| Spain, Basque country                 | 1254.9 | 372.0              | 1.4     | 0            |      |       | 373.4               | 12.0 | 54.4 | 0            | 66.4              | 70.1         | 742.7          | 0            | 812.8 | 2.3     | 0        |
| Spain, Canary Islands                 | 1399.8 | 677.8              | 0       | 0            | 0    | 0     | 677.8               | 0    | 0    | 82.6         | 82.6              | 16.6         | 6.5            | 615.4        | 638.5 | 0.9     | 0        |
| Spain, Cantabria *                    | 1095.7 | 323.4              | 0       | 0            |      |       | 323.4               | 12.0 | 44.7 | 0            | 56.8              | 48.2         | 667.4          | 0            | 715.5 | 0       | 0        |
| Spain, Castile and León *             | 1248.8 | 486.6              | 2.5     | 0            |      |       | 489.0               | 34.2 | 45.3 | 0            | 79.5              | 23.1         | 33.8           | 603.6        | 660.4 | 19.8    | 0        |
| Spain, Castile-La Mancha *            | 1189.1 | 440.4              | 0.5     | 0            |      |       | 440.9               | 14.7 | 53.0 | 0            | 67.8              | 19.1         | 623.0          | 35.8         | 678.0 | 1.5     | 1.0      |
| Spain, Catalonia                      | 1427.4 | 153.4              | 0.5     | 0            |      | 402.6 | 556.5               | 25.4 | 31.6 | 0            | 57.0              | 165.7        | 648.1          | 0            | 813.8 | 0       | 0        |
| Spain, Community of Madrid            | 1158.3 | 449.3              | 0       | 0            |      |       | 449.3               | 19.2 | 41.6 | 0            | 60.9              | 43.2         | 604.9          | 0            | 648.1 | 0       | 0        |
| Spain, Extremadura                    | 1179.7 | 528.7              | 6.5     | 0            |      |       | 535.2               | 33.3 | 25.0 | 0            | 58.3              | 21.3         | 300.0          | 264.8        | 586.2 | 0       | 0        |
| Spain, Galicia                        | 1382.2 | 600.0              | 7.0     | 0            | 0    | 0.7   | 607.8               | 33.3 | 73.5 | 0            | 106.8             | 85.7         | 564.9          | 17.0         | 667.6 | 0       | 0        |
| Spain, Murcia                         | 1348.0 | 260.5              | 0       | 0            | 0    | 418.3 | 678.8               | 10.2 | 49.0 | 0            | 59.2              | 44.9         | 565.2          | 0            | 610.1 | 0       | 0        |
| Spain, Navarre *                      | 1339.3 | 447.0              | 20.2    | 0            |      |       | 467.2               | 28.0 | 3.1  | 0            | 31.1              | 59.2         | 781.8          | 0            | 841.0 | 0       | 0        |
| Sweden                                | 987.0  | 305.8              | 13.5    | 0            |      |       | 319.4               |      |      | 88.6         | 88.6              | 242.5        | 336.5          | 0            | 579.0 | 0.1     | 0        |
| Switzerland                           | 937.9  | 378.9              | 6.0     | 0.1          | 10.1 | 0     | 395.1               | 19.6 | 20.6 | 0            | 40.2              | 195.0        | 304.7          | 2.2          | 501.9 | 0.7     | 0        |
| the Netherlands                       | 1037.8 | 285.8              | 15.9    | 0            |      | 21.4  | 323.2               | 30.9 | 21.9 | 0            | 52.8              | 337.7        | 323.7          | 0.4          | 661.8 | 0.1     | 0        |
| United Kingdom, All countries * ¶ § # | 971.1  | 306.3              | 20.5    | 0.3          | 0.4  | 56.3  | 383.8               | 30.9 | 21.7 | 0.7          | 53.3              | 169.2        | 347.4          | 17.3         | 533.8 | 0.2     | 0        |
| United Kingdom, England * ¶ #         | 971.7  | 300.0              | 21.5    | 0.1          | 0.4  | 65.5  | 387.6               | 31.6 | 22.8 | 0.7          | 55.1              | 167.1        | 343.0          | 18.6         | 528.8 | 0.2     | 0        |
| United Kingdom, Northern Ireland * #  | 978.7  | 303.1              | 10.2    | 5.9          | 0    | 8.0   | 327.1               | 34.7 |      |              | 36.9              | 259.2        | 318.6          | 36.3         | 614.2 |         | 0        |
| United Kingdom, Scotland              | 955.6  | 351.7              | 10.0    | 0            |      |       | 361.7               | 21.9 | 13.8 | 0            | 35.8              | 167.4        | 386.0          | 4.8          | 558.2 | 0       | 0        |
| United Kingdom, Wales * #             | 1011.5 | 344.6              | 28.8    | 0            | 0    | 19.2  | 392.6               | 35.8 | 27.8 |              | 64.0              | 167.4        | 384.0          | 3.5          | 554.9 | 0       | 0        |

Abbreviations used: HD: haemodialysis; Unkn: unknown; HF: haemofiltration; HDF: haemodiafiltration; APD: automated peritoneal dialysis; CAPD: continuous ambulatory peritoneal dialysis; PD: peritoneal dialysis; Tx: transplant  
 Categories may not add up because of rounding off; When cells are left empty, (complete) data are unavailable

\* Patients younger than 20 years of age are not reported

& No distinction is made between HD and HDF

|| The prevalence of patients living on a functioning graft is underestimated by approximately 30%

¶ The prevalence is underestimated by approximately 1% due to one centre not submitting data since 2014

§ HDF is not accurately captured from some units and so usage may be an underestimate for the UK

# Values based on 1 to 5 patients are suppressed

Table B.4.9  
**Prevalence per million population by treatment modality, adjusted**  
*prevalent patients on December 31, adjusted for age and sex*

|                                       | All    | Haemodialysis      |         |              |      |       | Peritoneal dialysis |      |      |              | Kidney transplant |              |                |              | Unkn     | Missing |     |
|---------------------------------------|--------|--------------------|---------|--------------|------|-------|---------------------|------|------|--------------|-------------------|--------------|----------------|--------------|----------|---------|-----|
|                                       |        | HD hospital/centre | HD home | HD type Unkn | HF   | HDF   | Total HD/HF/HDF     | APD  | CAPD | PD type Unkn | Total PD          | Living donor | Deceased donor | Tx type Unkn | Total Tx |         |     |
|                                       | Pmp    | Pmp                | Pmp     | Pmp          | Pmp  | Pmp   | Pmp                 | Pmp  | Pmp  | Pmp          | Pmp               | Pmp          | Pmp            | Pmp          | Pmp      | Pmp     | Pmp |
| Austria                               | 1080.3 | 354.5              | 0.4     | 1.6          | 0.3  | 119.7 | 476.5               | 17.3 | 22.5 | 0.8          | 40.6              | 92.2         | 470.1          | 0.9          | 563.2    | 0       | 0   |
| Belgium, Dutch-speaking *             | 1235.2 | 362.4              | 7.3     | 0            | 0.4  | 252.8 | 622.9               | 36.2 | 16.1 | 0            | 52.3              | 39.8         | 520.2          | 0            | 560.0    | 0       | 0   |
| Belgium, French-speaking *            | 1471.4 | 515.2              | 17.5    | 0            | 7.5  | 257.4 | 797.6               | 28.3 | 37.5 | 0            | 65.8              | 50.9         | 497.6          | 56.6         | 605.0    | 3.0     | 0   |
| Bosnia and Herzegovina                | 821.1  | 401.5              | 0       | 0            | 0    | 299.3 | 700.8               | 0.5  | 24.7 | 0.9          | 26.1              | 62.7         | 29.8           | 1.7          | 94.2     | 0       | 0   |
| Denmark &                             | 964.4  | 335.8              | 30.9    | 0            |      |       | 366.7               | 48.9 | 45.2 | 0.4          | 94.5              | 205.8        | 297.5          | 0            | 503.3    | 0       | 0   |
| Estonia                               | 749.1  | 268.3              | 0       | 0            | 0.8  | 6.7   | 275.9               | 29.1 | 18.3 | 0.8          | 48.2              | 17.3         | 407.6          | 0            | 425.0    | 0       | 0   |
| Finland                               | 881.8  | 146.3              | 25.8    | 0            | 0    | 108.3 | 280.4               | 43.8 | 23.9 | 0            | 67.7              | 44.1         | 485.3          | 4.2          | 533.7    | 0       | 0   |
| France                                | 1339.0 | 435.1              | 6.6     | 0.8          | 1.2  | 226.7 | 670.5               | 17.8 | 28.0 | 0            | 45.8              | 71.8         | 514.8          | 29.8         | 616.4    | 6.3     | 0   |
| Greece                                | 1219.9 | 629.2              | 0       | 0            | 0    | 288.9 | 918.2               | 41.9 | 20.0 | 0            | 61.9              | 99.5         | 140.3          | 0            | 239.8    | 0       | 0   |
| Iceland                               | 865.9  | 237.0              | 0       | 0            |      |       | 237.0               | 0    | 0    | 70.8         | 70.8              | 355.0        | 203.2          | 0            | 558.2    | 0       | 0   |
| Norway                                | 1041.1 | 256.3              | 5.6     | 0            |      |       | 261.9               |      |      | 63.4         | 63.4              | 269.1        | 445.3          | 1.2          | 715.6    | 0.2     | 0   |
| Romania                               | 1168.2 | 992.1              | 0.3     | 0.1          | 0.5  | 5.0   | 998.0               | 5.5  | 66.8 | 0.2          | 72.5              | 20.2         | 37.9           | 38.9         | 97.0     | 0.8     | 0   |
| Serbia                                | 677.0  | 405.9              | 3.8     | 1.5          | 0.4  | 94.3  | 505.7               | 4.8  | 53.5 | 0.7          | 59.0              | 63.4         | 46.9           | 0.7          | 111.0    | 1.2     | 0   |
| Spain, Andalusia                      | 1273.5 | 526.4              | 1.5     | 0            |      |       | 528.0               |      |      | 47.7         | 47.7              | 57.3         | 640.5          | 0            | 697.8    | 0       | 0   |
| Spain, Aragon                         | 1182.1 | 258.9              | 2.1     | 0            |      | 87.5  | 348.6               | 10.3 | 44.2 | 0            | 54.4              | 69.0         | 708.8          | 0            | 777.8    | 1.3     | 0   |
| Spain, Asturias                       | 1126.2 | 403.4              | 7.2     | 0            | 0    | 4.1   | 414.6               | 37.6 | 56.8 | 0            | 94.4              | 42.5         | 572.2          | 2.5          | 617.2    | 0       | 0   |
| Spain, Basque country                 | 1145.0 | 324.8              | 1.2     | 0            |      |       | 325.9               | 10.9 | 48.8 | 0            | 59.7              | 68.9         | 688.5          | 0            | 757.4    | 2.0     | 0   |
| Spain, Canary Islands                 | 1444.5 | 736.7              | 0       | 0            | 0    | 0     | 736.7               | 0    | 0    | 83.9         | 83.9              | 15.2         | 5.4            | 602.6        | 623.2    | 0.8     | 0   |
| Spain, Cantabria *                    | 1018.3 | 297.3              | 0       | 0            |      |       | 297.3               | 14.2 | 40.9 | 0            | 55.0              | 46.2         | 619.7          | 0            | 665.9    | 0       | 0   |
| Spain, Castile and León *             | 1048.7 | 377.5              | 2.4     | 0            |      |       | 379.8               | 30.2 | 36.4 | 0            | 66.6              | 22.4         | 31.9           | 534.6        | 588.9    | 13.3    | 0   |
| Spain, Castile-La Mancha *            | 1200.8 | 436.1              | 0.5     | 0            |      |       | 436.6               | 14.8 | 53.9 | 0            | 68.7              | 19.6         | 636.9          | 36.9         | 693.3    | 1.4     | 0.7 |
| Spain, Catalonia                      | 1440.9 | 154.1              | 0.5     | 0            |      | 402.3 | 556.9               | 26.1 | 32.4 | 0            | 58.5              | 164.4        | 661.0          | 0            | 825.4    | 0       | 0   |
| Spain, Community of Madrid            | 1219.5 | 479.6              | 0       | 0            |      |       | 479.6               | 20.0 | 44.3 | 0            | 64.4              | 43.6         | 631.9          | 0            | 675.5    | 0       | 0   |
| Spain, Extremadura                    | 1129.8 | 493.2              | 6.1     | 0            |      |       | 499.3               | 32.2 | 24.2 | 0            | 56.4              | 20.5         | 296.5          | 257.1        | 574.1    | 0       | 0   |
| Spain, Galicia                        | 1207.0 | 494.3              | 6.4     | 0            | 0    | 0.7   | 501.4               | 30.0 | 63.8 | 0            | 93.8              | 81.6         | 511.9          | 18.3         | 611.8    | 0       | 0   |
| Spain, Murcia                         | 1516.3 | 303.3              | 0       | 0            | 0    | 478.3 | 781.6               | 10.7 | 54.7 | 0            | 65.4              | 46.6         | 622.6          | 0            | 669.2    | 0       | 0   |
| Spain, Navarre *                      | 1313.1 | 429.0              | 19.7    | 0            |      |       | 448.8               | 27.8 | 2.9  | 0            | 30.7              | 57.3         | 776.3          | 0            | 833.6    | 0       | 0   |
| Sweden                                | 998.1  | 303.6              | 14.2    | 0            |      |       | 317.8               |      |      | 87.4         | 87.4              | 250.3        | 342.5          | 0            | 592.8    | 0.1     | 0   |
| Switzerland                           | 941.7  | 384.2              | 6.0     | 0.1          | 10.1 | 0     | 400.4               | 19.7 | 20.9 | 0            | 40.6              | 193.2        | 304.6          | 2.2          | 500.0    | 0.7     | 0   |
| the Netherlands                       | 1035.1 | 291.7              | 15.9    | 0            |      | 21.9  | 329.5               | 31.0 | 21.9 | 0            | 52.8              | 334.0        | 318.3          | 0.4          | 652.7    | 0.1     | 0   |
| United Kingdom, All countries * ¶ § # | 1016.0 | 320.2              | 21.4    | 0.3          | 0.4  | 58.9  | 401.1               | 32.3 | 22.5 | 0.7          | 55.5              | 176.9        | 364.4          | 17.9         | 559.2    | 0.2     | 0   |
| United Kingdom, England * ¶ #         | 1021.9 | 315.5              | 22.5    | 0.1          | 0.5  | 68.9  | 407.5               | 33.1 | 23.8 | 0.8          | 57.7              | 175.4        | 361.8          | 19.4         | 556.6    | 0.2     | 0   |
| United Kingdom, Northern Ireland * #  | 1074.8 | 345.1              | 11.0    | 7.1          | 0    | 8.9   | 372.1               | 39.7 |      |              | 42.1              | 276.5        | 344.9          | 38.6         | 660.1    |         | 0   |
| United Kingdom, Scotland              | 962.0  | 354.0              | 9.9     | 0            |      |       | 363.8               | 22.3 | 13.7 | 0            | 36.0              | 168.9        | 388.4          | 4.9          | 562.2    | 0       | 0   |
| United Kingdom, Wales * #             | 1012.0 | 334.2              | 29.4    | 0            | 0    | 18.6  | 382.2               | 35.0 | 26.8 |              | 62.1              | 174.6        | 389.4          | 3.6          | 567.7    | 0       | 0   |

Abbreviations used: HD: haemodialysis; Unkn: unknown; HF: haemofiltration; HDF: haemodiafiltration; APD: automated peritoneal dialysis; CAPD: continuous ambulatory peritoneal dialysis; PD: peritoneal dialysis; Tx: transplant  
 Categories may not add up because of rounding off; When cells are left empty, (complete) data are unavailable

\* Patients younger than 20 years of age are not reported

& No distinction is made between HD and HDF

|| The prevalence of patients living on a functioning graft is underestimated by approximately 30%

¶ The prevalence is underestimated by approximately 1% due to one centre not submitting data since 2014

§ HDF is not accurately captured from some units and so usage may be an underestimate for the UK

# Values based on 1 to 5 patients are suppressed

Table B.4.10  
**Treatment modality distribution, unadjusted**  
*prevalent patients on December 31*

|                                      | All | Haemodialysis      |         |              |     |      |                 | Peritoneal dialysis |      |              |          | Kidney transplant |                |              |          | Unkn | Missing |
|--------------------------------------|-----|--------------------|---------|--------------|-----|------|-----------------|---------------------|------|--------------|----------|-------------------|----------------|--------------|----------|------|---------|
|                                      |     | HD hospital/centre | HD home | HD type Unkn | HF  | HDF  | Total HD/HF/HDF | APD                 | CAPD | PD type Unkn | Total PD | Living donor      | Deceased donor | Tx type Unkn | Total Tx |      |         |
|                                      |     | %                  | %       | %            | %   | %    | %               | %                   | %    | %            | %        | %                 | %              | %            | %        |      |         |
| Austria                              | 100 | 32.6               | 0       | 0.1          | 0   | 11.1 | 43.9            | 1.6                 | 2.1  | 0.1          | 3.8      | 8.6               | 43.6           | 0.1          | 52.3     | 0    | 0       |
| Belgium, Dutch-speaking *            | 100 | 30.0               | 0.6     | 0            | 0   | 20.9 | 51.6            | 2.9                 | 1.3  | 0            | 4.2      | 3.0               | 41.2           | 0            | 44.2     | 0    | 0       |
| Belgium, French-speaking *           | 100 | 34.6               | 1.2     | 0            | 0.5 | 17.2 | 53.5            | 1.9                 | 2.5  | 0            | 4.4      | 3.6               | 34.3           | 3.9          | 41.8     | 0.2  | 0       |
| Bosnia and Herzegovina               | 100 | 48.1               | 0       | 0            | 0   | 35.7 | 83.8            | 0.1                 | 3.1  | 0.1          | 3.3      | 8.6               | 4.1            | 0.2          | 12.9     | 0    | 0       |
| Denmark &                            | 100 | 34.9               | 3.2     | 0            |     |      | 38.0            | 5.1                 | 4.7  | 0            | 9.9      | 21.1              | 31.0           | 0            | 52.1     | 0    | 0       |
| Estonia                              | 100 | 35.3               | 0       | 0            | 0.1 | 0.9  | 36.4            | 3.9                 | 2.5  | 0.1          | 6.5      | 2.3               | 54.8           | 0            | 57.1     | 0    | 0       |
| Finland                              | 100 | 16.9               | 2.8     | 0            | 0   | 12.4 | 32.1            | 4.9                 | 2.8  | 0            | 7.7      | 4.9               | 54.9           | 0.5          | 60.3     | 0    | 0       |
| France                               | 100 | 33.0               | 0.5     | 0.1          | 0.1 | 17.3 | 50.9            | 1.3                 | 2.2  | 0            | 3.5      | 5.2               | 37.7           | 2.2          | 45.1     | 0.5  | 0       |
| Greece                               | 100 | 53.6               | 0       | 0            | 0   | 23.0 | 76.6            | 3.4                 | 1.7  | 0            | 5.1      | 7.5               | 10.8           | 0            | 18.4     | 0    | 0       |
| Iceland                              | 100 | 25.7               | 0       | 0            |     |      | 25.7            | 0                   | 0    | 7.7          | 7.7      | 42.5              | 24.1           | 0            | 66.7     | 0    | 0       |
| Norway                               | 100 | 23.9               | 0.6     | 0            |     |      | 24.5            |                     |      | 5.9          | 5.9      | 26.6              | 42.9           | 0.1          | 69.6     | 0    | 0       |
| Romania                              | 100 | 84.7               | 0       | 0            | 0   | 0.4  | 85.2            | 0.5                 | 5.7  | 0            | 6.1      | 1.8               | 3.4            | 3.4          | 8.6      | 0.1  | 0       |
| Serbia                               | 100 | 60.5               | 0.6     | 0.2          | 0.1 | 13.9 | 75.3            | 0.7                 | 7.9  | 0.1          | 8.7      | 8.9               | 6.9            | 0.1          | 15.8     | 0.2  | 0       |
| Spain, Andalusia                     | 100 | 40.1               | 0.1     | 0            |     |      | 40.3            |                     |      | 3.7          | 3.7      | 4.7               | 51.3           | 0            | 56.1     | 0    | 0       |
| Spain, Aragon                        | 100 | 23.2               | 0.2     | 0            |     | 7.5  | 30.9            | 0.9                 | 3.8  | 0            | 4.7      | 5.4               | 58.8           | 0            | 64.2     | 0.1  | 0       |
| Spain, Asturias                      | 100 | 37.6               | 0.5     | 0            | 0   | 0.4  | 38.5            | 3.1                 | 5.2  | 0            | 8.4      | 3.3               | 49.6           | 0.2          | 53.2     | 0    | 0       |
| Spain, Basque country                | 100 | 29.6               | 0.1     | 0            |     |      | 29.8            | 1.0                 | 4.3  | 0            | 5.3      | 5.6               | 59.2           | 0            | 64.8     | 0.2  | 0       |
| Spain, Canary Islands                | 100 | 48.4               | 0       | 0            | 0   | 0    | 48.4            | 0                   | 0    | 5.9          | 5.9      | 1.2               | 0.5            | 44.0         | 45.6     | 0.1  | 0       |
| Spain, Cantabria *                   | 100 | 29.5               | 0       | 0            |     |      | 29.5            | 1.1                 | 4.1  | 0            | 5.2      | 4.4               | 60.9           | 0            | 65.3     | 0    | 0       |
| Spain, Castile and León *            | 100 | 39.0               | 0.2     | 0            |     |      | 39.2            | 2.7                 | 3.6  | 0            | 6.4      | 1.8               | 2.7            | 48.3         | 52.9     | 1.6  | 0       |
| Spain, Castile-La Mancha *           | 100 | 37.0               | 0       | 0            |     |      | 37.1            | 1.2                 | 4.5  | 0            | 5.7      | 1.6               | 52.4           | 3.0          | 57.0     | 0.1  | 0.1     |
| Spain, Catalonia                     | 100 | 10.7               | 0       | 0            |     | 28.2 | 39.0            | 1.8                 | 2.2  | 0            | 4.0      | 11.6              | 45.4           | 0            | 57.0     | 0    | 0       |
| Spain, Community of Madrid           | 100 | 38.8               | 0       | 0            |     |      | 38.8            | 1.7                 | 3.6  | 0            | 5.3      | 3.7               | 52.2           | 0            | 56.0     | 0    | 0       |
| Spain, Extremadura                   | 100 | 44.8               | 0.5     | 0            |     |      | 45.4            | 2.8                 | 2.1  | 0            | 4.9      | 1.8               | 25.4           | 22.4         | 49.7     | 0    | 0       |
| Spain, Galicia                       | 100 | 43.4               | 0.5     | 0            | 0   | 0.1  | 44.0            | 2.4                 | 5.3  | 0            | 7.7      | 6.2               | 40.9           | 1.2          | 48.3     | 0    | 0       |
| Spain, Murcia                        | 100 | 19.3               | 0       | 0            | 0   | 31.0 | 50.4            | 0.8                 | 3.6  | 0            | 4.4      | 3.3               | 41.9           | 0            | 45.3     | 0    | 0       |
| Spain, Navarre *                     | 100 | 33.4               | 1.5     | 0            |     |      | 34.9            | 2.1                 | 0.2  | 0            | 2.3      | 4.4               | 58.4           | 0            | 62.8     | 0    | 0       |
| Sweden                               | 100 | 31.0               | 1.4     | 0            |     |      | 32.4            |                     |      | 9.0          | 9.0      | 24.6              | 34.1           | 0            | 58.7     | 0    | 0       |
| Switzerland                          | 100 | 40.4               | 0.6     | 0            | 1.1 | 0    | 42.1            | 2.1                 | 2.2  | 0            | 4.3      | 20.8              | 32.5           | 0.2          | 53.5     | 0.1  | 0       |
| the Netherlands                      | 100 | 27.5               | 1.5     | 0            |     | 2.1  | 31.1            | 3.0                 | 2.1  | 0            | 5.1      | 32.5              | 31.2           | 0            | 63.8     | 0    | 0       |
| United Kingdom, All countries * § #  | 100 | 31.5               | 2.1     | 0            | 0   | 5.8  | 39.5            | 3.2                 | 2.2  | 0.1          | 5.5      | 17.4              | 35.8           | 1.8          | 55.0     | 0    | 0       |
| United Kingdom, England * #          | 100 | 30.9               | 2.2     | 0            | 0   | 6.7  | 39.9            | 3.2                 | 2.3  | 0.1          | 5.7      | 17.2              | 35.3           | 1.9          | 54.4     | 0    | 0       |
| United Kingdom, Northern Ireland * # | 100 | 31.0               | 1.0     | 0.6          | 0   | 0.8  | 33.4            | 3.5                 |      |              | 3.8      | 26.5              | 32.6           | 3.7          | 62.8     |      | 0       |
| United Kingdom, Scotland             | 100 | 36.8               | 1.0     | 0            |     |      | 37.8            | 2.3                 | 1.4  | 0            | 3.7      | 17.5              | 40.4           | 0.5          | 58.4     | 0    | 0       |
| United Kingdom, Wales * #            | 100 | 34.1               | 2.8     | 0            | 0   | 1.9  | 38.8            | 3.5                 | 2.8  |              | 6.3      | 16.5              | 38.0           | 0.3          | 54.9     | 0    | 0       |

Abbreviations used: HD: haemodialysis; Unkn: unknown; HF: haemofiltration; HDF: haemodiafiltration; APD: automated peritoneal dialysis; CAPD: continuous ambulatory peritoneal dialysis; PD: peritoneal dialysis; Tx: transplant  
 Categories may not add up because of rounding off; When cells are left empty, (complete) data are unavailable

\* Patients younger than 20 years of age are not reported

& No distinction is made between HD and HDF

|| The prevalence of patients living on a functioning graft is underestimated by approximately 30%

§ HDF is not accurately captured from some units and so usage may be an underestimate for the UK

# Values based on 1 to 5 patients are suppressed

Table B.4.11  
**Treatment modality distribution by age, sex, and primary renal disease, unadjusted**  
*prevalent patients on December 31*

|                                    | All |    |    |    | 0-19 |    |     |    | 20-44 |    |    |    | 45-64 |    |    |    | 65-74 |    |    |    | 75+ |    |    |    | Men |    |    |    | Women |    |    |    | DM |    |    |    | Non-DM |    |    |    |
|------------------------------------|-----|----|----|----|------|----|-----|----|-------|----|----|----|-------|----|----|----|-------|----|----|----|-----|----|----|----|-----|----|----|----|-------|----|----|----|----|----|----|----|--------|----|----|----|
|                                    | HD  | PD | Tx | Un | HD   | PD | Tx  | Un | HD    | PD | Tx | Un | HD    | PD | Tx | Un | HD    | PD | Tx | Un | HD  | PD | Tx | Un | HD  | PD | Tx | Un | HD    | PD | Tx | Un | HD | PD | Tx | Un | HD     | PD | Tx | Un |
|                                    | %   | %  | %  | %  | %    | %  | %   | %  | %     | %  | %  | %  | %     | %  | %  | %  | %     | %  | %  | %  | %   | %  | %  | %  | %   | %  | %  | %  | %     | %  | %  | %  | %  | %  | %  | %  | %      | %  | %  | %  |
| Austria                            | 44  | 4  | 52 | 0  | 10   | 8  | 83  | 0  | 26    | 3  | 70 | 0  | 34    | 4  | 62 | 0  | 48    | 4  | 48 | 0  | 70  | 3  | 26 | 0  | 44  | 4  | 52 | 0  | 43    | 4  | 54 | 0  | 60 | 3  | 37 | 0  | 40     | 4  | 56 | 0  |
| Belgium, Dutch-speaking *          | 52  | 4  | 44 | 0  |      |    |     |    | 26    | 6  | 68 | 0  | 31    | 4  | 65 | 0  | 48    | 4  | 48 | 0  | 83  | 4  | 13 | 0  | 52  | 4  | 44 | 0  | 51    | 4  | 45 | 0  | 69 | 4  | 27 | 0  | 48     | 4  | 48 | 0  |
| Belgium, French-speaking *         | 54  | 4  | 42 | 0  |      |    |     |    | 34    | 5  | 61 | 0  | 40    | 4  | 56 | 0  | 55    | 4  | 41 | 0  | 77  | 5  | 18 | 0  | 53  | 4  | 42 | 0  | 54    | 5  | 42 | 0  | 71 | 5  | 23 | 0  | 50     | 4  | 46 | 0  |
| Bosnia and Herzegovina             | 84  | 3  | 13 | 0  | 50   | 6  | 44  | 0  | 60    | 3  | 36 | 0  | 83    | 3  | 14 | 0  | 94    | 4  | 2  | 0  | 97  | 2  | 0  | 0  | 83  | 3  | 15 | 0  | 86    | 4  | 10 | 0  | 89 | 6  | 5  | 0  | 82     | 3  | 15 | 0  |
| Denmark                            | 38  | 10 | 52 | 0  | 5    | 4  | 90  | 0  | 20    | 5  | 75 | 0  | 30    | 7  | 62 | 0  | 45    | 12 | 43 | 0  | 69  | 19 | 12 | 0  | 39  | 10 | 51 | 0  | 37    | 9  | 53 | 0  | 50 | 14 | 36 | 0  | 36     | 9  | 55 | 0  |
| Estonia                            | 36  | 7  | 57 | 0  | 0    | 30 | 70  | 0  | 25    | 6  | 69 | 0  | 25    | 7  | 68 | 0  | 47    | 3  | 50 | 0  | 72  | 9  | 19 | 0  | 36  | 6  | 59 | 0  | 37    | 8  | 55 | 0  | 30 | 10 | 60 | 0  | 38     | 6  | 56 | 0  |
| Finland                            | 32  | 8  | 60 | 0  | 4    | 3  | 93  | 0  | 24    | 8  | 68 | 0  | 26    | 7  | 67 | 0  | 33    | 8  | 59 | 0  | 58  | 10 | 32 | 0  | 33  | 8  | 59 | 0  | 30    | 8  | 62 | 0  | 40 | 12 | 48 | 0  | 29     | 6  | 64 | 0  |
| France                             | 51  | 4  | 45 | 0  | 17   | 7  | 76  | 0  | 29    | 2  | 68 | 0  | 38    | 2  | 59 | 1  | 54    | 4  | 42 | 0  | 80  | 6  | 14 | 0  | 51  | 3  | 46 | 0  | 51    | 4  | 44 | 0  | 73 | 4  | 23 | 0  | 47     | 3  | 49 | 1  |
| Greece                             | 77  | 5  | 18 | 0  | 31   | 22 | 46  | 0  | 49    | 6  | 45 | 0  | 68    | 5  | 27 | 0  | 81    | 5  | 14 | 0  | 93  | 4  | 2  | 0  | 77  | 5  | 18 | 0  | 75    | 6  | 19 | 0  | 91 | 5  | 4  | 0  | 73     | 5  | 22 | 0  |
| Iceland                            | 26  | 8  | 67 | 0  | 0    | 14 | 86  | 0  | 11    | 7  | 82 | 0  | 20    | 4  | 76 | 0  | 34    | 10 | 56 | 0  | 58  | 15 | 27 | 0  | 30  | 7  | 63 | 0  | 19    | 8  | 73 | 0  | 27 | 4  | 69 | 0  | 26     | 8  | 66 | 0  |
| Norway                             | 25  | 6  | 70 | 0  | 2    | 2  | 95  | 0  | 17    | 3  | 80 | 0  | 18    | 5  | 77 | 0  | 26    | 6  | 67 | 0  | 46  | 11 | 43 | 0  | 25  | 6  | 69 | 0  | 24    | 6  | 70 | 0  | 30 | 8  | 62 | 0  | 24     | 6  | 71 | 0  |
| Romania                            | 85  | 6  | 9  | 0  | 58   | 21 | 21  | 0  | 68    | 5  | 26 | 0  | 84    | 5  | 11 | 0  | 91    | 7  | 2  | 0  | 92  | 7  | 0  | 0  | 85  | 6  | 10 | 0  | 86    | 7  | 7  | 0  | 89 | 8  | 3  | 0  | 85     | 6  | 9  | 0  |
| Serbia                             | 75  | 9  | 16 | 0  | 48   | 15 | 37  | 0  | 52    | 7  | 40 | 0  | 74    | 9  | 17 | 0  | 87    | 9  | 4  | 0  | 90  | 10 | 0  | 0  | 77  | 7  | 16 | 0  | 73    | 11 | 15 | 0  | 78 | 15 | 7  | 0  | 75     | 7  | 18 | 0  |
| Spain, Andalusia                   | 40  | 4  | 56 | 0  | 9    | 10 | 81  | 0  | 22    | 3  | 75 | 0  | 28    | 3  | 69 | 0  | 45    | 4  | 51 | 0  | 76  | 5  | 19 | 0  | 39  | 4  | 57 | 0  | 42    | 4  | 54 | 0  | 61 | 5  | 34 | 0  | 36     | 3  | 60 | 0  |
| Spain, Aragon                      | 31  | 5  | 64 | 0  | 8    | 0  | 92  | 0  | 20    | 5  | 75 | 0  | 22    | 4  | 74 | 0  | 28    | 4  | 68 | 0  | 53  | 7  | 40 | 0  | 31  | 5  | 64 | 0  | 30    | 4  | 66 | 0  | 50 | 5  | 45 | 0  | 27     | 5  | 68 | 0  |
| Spain, Asturias                    | 38  | 8  | 53 | 0  | 14   | 0  | 86  | 0  | 20    | 6  | 74 | 0  | 30    | 8  | 62 | 0  | 38    | 10 | 53 | 0  | 65  | 8  | 27 | 0  | 39  | 10 | 51 | 0  | 38    | 6  | 57 | 0  | 51 | 13 | 36 | 0  | 36     | 7  | 57 | 0  |
| Spain, Basque country              | 30  | 5  | 65 | 0  | 7    | 4  | 89  | 0  | 16    | 4  | 80 | 1  | 20    | 4  | 76 | 0  | 29    | 8  | 63 | 0  | 59  | 5  | 36 | 0  | 31  | 6  | 63 | 0  | 28    | 4  | 68 | 0  | 54 | 8  | 37 | 0  | 27     | 5  | 68 | 0  |
| Spain, Canary Islands              | 48  | 6  | 46 | 0  | 31   | 13 | 56  | 0  | 31    | 9  | 61 | 0  | 36    | 6  | 57 | 0  | 55    | 4  | 41 | 0  | 81  | 5  | 13 | 0  | 48  | 6  | 46 | 0  | 49    | 7  | 44 | 0  | 80 | 9  | 11 | 0  | 44     | 6  | 50 | 0  |
| Spain, Cantabria *                 | 30  | 5  | 65 | 0  |      |    |     |    | 12    | 8  | 81 | 0  | 18    | 3  | 79 | 0  | 29    | 5  | 66 | 0  | 63  | 8  | 29 | 0  | 32  | 6  | 63 | 0  | 25    | 4  | 71 | 0  | 41 | 3  | 55 | 0  | 28     | 6  | 67 | 0  |
| Spain, Castile and León *          | 39  | 6  | 53 | 2  |      |    |     |    | 21    | 6  | 72 | 1  | 24    | 7  | 69 | 1  | 40    | 6  | 53 | 1  | 65  | 6  | 25 | 4  | 41  | 6  | 52 | 1  | 36    | 7  | 55 | 2  | 55 | 6  | 36 | 3  | 36     | 6  | 57 | 1  |
| Spain, Castile-La Mancha *         | 37  | 6  | 57 | 0  |      |    |     |    | 20    | 7  | 73 | 0  | 27    | 6  | 67 | 0  | 36    | 6  | 58 | 0  | 65  | 4  | 30 | 1  | 39  | 6  | 55 | 0  | 34    | 5  | 60 | 0  | 56 | 6  | 38 | 0  | 33     | 6  | 61 | 0  |
| Spain, Catalonia                   | 39  | 4  | 57 | 0  | 8    | 2  | 90  | 0  | 20    | 4  | 77 | 0  | 24    | 4  | 72 | 0  | 38    | 4  | 58 | 0  | 73  | 4  | 23 | 0  | 39  | 4  | 56 | 0  | 38    | 4  | 58 | 0  | 57 | 5  | 38 | 0  | 36     | 4  | 60 | 0  |
| Spain, Community of Madrid         | 39  | 5  | 56 | 0  | 13   | 2  | 84  | 0  | 24    | 6  | 71 | 0  | 28    | 5  | 67 | 0  | 40    | 6  | 54 | 0  | 66  | 5  | 29 | 0  | 41  | 5  | 54 | 0  | 36    | 6  | 59 | 0  | 58 | 5  | 37 | 0  | 35     | 5  | 60 | 0  |
| Spain, Extremadura                 | 45  | 5  | 50 | 0  | 33   | 17 | 50  | 0  | 22    | 3  | 75 | 0  | 34    | 7  | 59 | 0  | 49    | 3  | 48 | 0  | 80  | 3  | 17 | 0  | 45  | 5  | 50 | 0  | 47    | 5  | 49 | 0  | 68 | 3  | 29 | 0  | 41     | 5  | 53 | 0  |
| Spain, Galicia                     | 44  | 8  | 48 | 0  | 16   | 16 | 68  | 0  | 25    | 5  | 70 | 0  | 29    | 8  | 62 | 0  | 46    | 8  | 45 | 0  | 78  | 7  | 15 | 0  | 45  | 7  | 48 | 0  | 42    | 9  | 49 | 0  | 63 | 9  | 28 | 0  | 40     | 7  | 52 | 0  |
| Spain, Murcia                      | 50  | 4  | 45 | 0  | 0    | 0  | 100 | 0  | 34    | 6  | 60 | 0  | 35    | 5  | 59 | 0  | 52    | 4  | 44 | 0  | 86  | 3  | 11 | 0  | 50  | 5  | 45 | 0  | 51    | 4  | 46 | 0  | 73 | 6  | 22 | 0  | 47     | 4  | 49 | 0  |
| Spain, Navarre *                   | 35  | 2  | 63 | 0  |      |    |     |    | 16    | 3  | 81 | 0  | 20    | 3  | 77 | 0  | 38    | 2  | 60 | 0  | 68  | 2  | 30 | 0  | 37  | 2  | 61 | 0  | 31    | 3  | 66 | 0  | 51 | 5  | 44 | 0  | 32     | 2  | 66 | 0  |
| Sweden                             | 32  | 9  | 59 | 0  | 4    | 6  | 90  | 0  | 20    | 6  | 74 | 0  | 24    | 6  | 70 | 0  | 35    | 10 | 55 | 0  | 60  | 17 | 23 | 0  | 33  | 10 | 58 | 0  | 32    | 8  | 60 | 0  | 45 | 13 | 43 | 0  | 30     | 8  | 62 | 0  |
| Switzerland                        | 42  | 4  | 54 | 0  | 5    | 9  | 86  | 0  | 25    | 4  | 71 | 0  | 29    | 4  | 67 | 0  | 45    | 4  | 51 | 0  | 75  | 5  | 20 | 0  | 43  | 4  | 53 | 0  | 40    | 4  | 55 | 0  | 59 | 5  | 36 | 0  | 39     | 4  | 57 | 0  |
| the Netherlands                    | 31  | 5  | 64 | 0  | 5    | 1  | 94  | 0  | 16    | 3  | 81 | 0  | 21    | 4  | 75 | 0  | 33    | 6  | 62 | 0  | 65  | 8  | 27 | 0  | 31  | 5  | 64 | 0  | 31    | 5  | 64 | 0  | 51 | 8  | 42 | 0  | 28     | 5  | 67 | 0  |
| United Kingdom, All countries *    | 40  | 5  | 55 | 0  |      |    |     |    | 23    | 4  | 73 | 0  | 31    | 5  | 64 | 0  | 46    | 6  | 48 | 0  | 74  | 9  | 17 | 0  | 40  | 5  | 55 | 0  | 39    | 6  | 56 | 0  | 58 | 7  | 36 | 0  | 36     | 5  | 59 | 0  |
| United Kingdom, England *          | 40  | 6  | 54 | 0  |      |    |     |    | 23    | 5  | 72 | 0  | 32    | 5  | 63 | 0  | 46    | 6  | 48 | 0  | 74  | 9  | 17 | 0  | 40  | 6  | 54 | 0  | 39    | 6  | 55 | 0  | 58 | 7  | 35 | 0  | 36     | 5  | 58 | 0  |
| United Kingdom, Northern Ireland * | 33  | 4  | 63 | 0  |      |    |     |    | 14    | 1  | 85 | 0  | 22    | 2  | 76 | 0  | 40    | 5  | 55 | 0  | 73  | 9  | 18 | 0  | 34  | 4  | 62 | 0  | 32    | 4  | 64 | 0  | 53 | 5  | 41 | 0  | 30     | 3  | 67 | 0  |
| United Kingdom, Scotland           | 38  | 4  | 58 | 0  | 13   | 10 | 76  | 0  | 22    | 3  | 75 | 0  | 30    | 3  | 66 | 0  | 50    | 4  | 46 | 0  | 76  | 7  | 17 | 0  | 38  | 3  | 59 | 0  | 38    | 4  | 57 | 0  | 58 | 5  | 37 | 0  | 34     | 4  | 63 | 0  |
| United Kingdom, Wales *            | 39  | 6  | 55 | 0  |      |    |     |    | 25    | 4  | 70 | 0  | 30    | 5  | 65 | 0  | 43    | 8  | 49 | 0  | 69  | 10 | 22 | 0  | 40  | 6  | 54 | 0  | 38    | 7  | 56 | 0  | 53 | 9  | 38 | 0  | 36     | 6  | 58 | 0  |

Abbreviations used: HD: haemodialysis; PD: peritoneal dialysis; Tx: transplant; Un: unknown; DM: diabetes mellitus

Categories may not add up because of missing values or rounding off

\* Patients younger than 20 years of age are not reported

|| The prevalence of patients living on a functioning graft is underestimated by approximately 30%

Table B.5.1  
Kidney transplant counts and percentages by donor type

|                                    | All  |     | Living donor |      |           |      |           |      | Deceased donor |      | Donor type Unkn |      |     |      |
|------------------------------------|------|-----|--------------|------|-----------|------|-----------|------|----------------|------|-----------------|------|-----|------|
|                                    | N    | %   | Related      |      | Unrelated |      | Type Unkn |      | All            |      | N               | %    | N   | %    |
|                                    |      |     | N            | %    | N         | %    | N         | %    | N              | %    |                 |      |     |      |
| Austria §                          | 423  | 100 | 33           | 7.8  | 31        | 7.3  | 0         | 0    | 64             | 15.1 | 359             | 84.9 | 0   | 0    |
| Belgium, Dutch-speaking *          | 266  | 100 | 16           | 6.0  | 13        | 4.9  | 0         | 0    | 29             | 10.9 | 237             | 89.1 | 0   | 0    |
| Belgium, French-speaking *         | 192  | 100 | 11           | 5.7  | 10        | 5.2  | 0         | 0    | 21             | 10.9 | 168             | 87.5 | 3   | 1.6  |
| Bosnia and Herzegovina             | 24   | 100 | 14           | 58.3 | 4         | 16.7 | 2         | 8.3  | 20             | 83.3 | 4               | 16.7 | 0   | 0    |
| Denmark                            | 255  | 100 | 52           | 20.4 | 38        | 14.9 | 0         | 0    | 90             | 35.3 | 165             | 64.7 | 0   | 0    |
| Estonia                            | 39   | 100 | 5            | 12.8 | 7         | 17.9 | 0         | 0    | 12             | 30.8 | 27              | 69.2 | 0   | 0    |
| Finland                            | 238  | 100 | 21           | 8.8  | 7         | 2.9  | 0         | 0    | 28             | 11.8 | 206             | 86.6 | 4   | 1.7  |
| France                             | 3784 | 100 | 364          | 9.6  | 247       | 6.5  | 0         | 0    | 611            | 16.1 | 3171            | 83.8 | 2   | 0.1  |
| Greece                             | 182  | 100 | 53           | 29.1 | 14        | 7.7  | 0         | 0    | 67             | 36.8 | 115             | 63.2 | 0   | 0    |
| Iceland                            | 8    | 100 | 0            | 0    | 3         | 37.5 | 5         | 62.5 | 8              | 100  | 0               | 0    | 0   | 0    |
| Norway                             | 275  | 100 | 47           | 17.1 | 30        | 10.9 | 1         | 0.4  | 78             | 28.4 | 197             | 71.6 | 0   | 0    |
| Romania                            | 128  | 100 | 41           | 32.0 | 18        | 14.1 | 1         | 0.8  | 60             | 46.9 | 66              | 51.6 | 2   | 1.6  |
| Serbia □                           | 75   | 100 | 16           | 21.3 | 1         | 1.3  | 5         | 6.7  | 22             | 29.3 | 52              | 69.3 | 1   | 1.3  |
| Spain, Andalusia                   | 604  | 100 | 25           | 4.1  | 22        | 3.6  | 0         | 0    | 47             | 7.8  | 557             | 92.2 | 0   | 0    |
| Spain, Aragon                      | 88   | 100 | 10           | 11.4 | 1         | 1.1  | 0         | 0    | 11             | 12.5 | 77              | 87.5 | 0   | 0    |
| Spain, Asturias                    | 77   | 100 | 7            | 9.1  | 2         | 2.6  | 0         | 0    | 9              | 11.7 | 68              | 88.3 | 0   | 0    |
| Spain, Basque country              | 181  | 100 | 0            | 0    | 0         | 0    | 19        | 10.5 | 19             | 10.5 | 162             | 89.5 | 0   | 0    |
| Spain, Canary Islands              | 128  | 100 | 0            | 0    | 0         | 0    | 7         | 5.5  | 7              | 5.5  | 0               | 0    | 121 | 94.5 |
| Spain, Cantabria *                 | 46   | 100 | 1            | 2.2  | 1         | 2.2  | 0         | 0    | 2              | 4.3  | 44              | 95.7 | 0   | 0    |
| Spain, Castile and León *          | 107  | 100 | 0            | 0    | 0         | 0    | 6         | 5.6  | 6              | 5.6  | 8               | 7.5  | 93  | 86.9 |
| Spain, Castile-La Mancha *         | 119  | 100 | 0            | 0    | 0         | 0    | 4         | 3.4  | 4              | 3.4  | 111             | 93.3 | 4   | 3.4  |
| Spain, Catalonia                   | 780  | 100 | 62           | 7.9  | 71        | 9.1  | 0         | 0    | 133            | 17.1 | 647             | 82.9 | 0   | 0    |
| Spain, Community of Madrid         | 373  | 100 | 19           | 5.1  | 5         | 1.3  | 0         | 0    | 24             | 6.4  | 349             | 93.6 | 0   | 0    |
| Spain, Extremadura                 | 59   | 100 | 1            | 1.7  | 0         | 0    | 0         | 0    | 1              | 1.7  | 48              | 81.4 | 10  | 16.9 |
| Spain, Galicia                     | 160  | 100 | 11           | 6.9  | 19        | 11.9 | 0         | 0    | 30             | 18.8 | 130             | 81.3 | 0   | 0    |
| Spain, Murcia                      | 99   | 100 | 5            | 5.1  | 5         | 5.1  | 0         | 0    | 10             | 10.1 | 89              | 89.9 | 0   | 0    |
| Spain, Navarre *                   | 47   | 100 | 0            | 0    | 0         | 0    | 1         | 2.1  | 1              | 2.1  | 46              | 97.9 | 0   | 0    |
| Sweden                             | 464  | 100 | 78           | 16.8 | 47        | 10.1 | 0         | 0    | 125            | 26.9 | 339             | 73.1 | 0   | 0    |
| Switzerland                        | 355  | 100 | 55           | 15.5 | 73        | 20.6 | 0         | 0    | 128            | 36.1 | 227             | 63.9 | 0   | 0    |
| the Netherlands                    | 916  | 100 |              |      |           |      | 513       | 56.0 | 513            | 56.0 | 403             | 44.0 | 0   | 0    |
| United Kingdom, All countries * ¶  | 3121 | 100 | 401          | 12.8 | 236       | 7.6  | 220       | 7.0  | 857            | 27.5 | 2222            | 71.2 | 42  | 1.3  |
| United Kingdom, England * ¶        | 2615 | 100 | 338          | 12.9 | 202       | 7.7  | 138       | 5.3  | 678            | 25.9 | 1898            | 72.6 | 39  | 1.5  |
| United Kingdom, Northern Ireland * | 125  | 100 | 46           | 36.8 | 23        | 18.4 | 0         | 0    | 69             | 55.2 | 56              | 44.8 | 0   | 0    |
| United Kingdom, Scotland           | 318  | 100 | 3            | 0.9  | 0         | 0    | 91        | 28.6 | 94             | 29.6 | 221             | 69.5 | 3   | 0.9  |
| United Kingdom, Wales *            | 78   | 100 | 15           | 19.2 | 11        | 14.1 | 0         | 0    | 26             | 33.3 | 52              | 66.7 | 0   | 0    |

Categories may not add up because of rounding off; When cells are left empty, (complete) data are unavailable

§ Data based on residents and non-residents

\* Patients younger than 20 years of age are not reported

|| The transplantation activity is underestimated by approximately 30%

□ The transplant activity is underestimated by approximately 16% for deceased donor transplants and by approximately 12% for living donor transplants due to centers not submitting complete data for 2017

¶ The transplant activity is underestimated by approximately 7% due to one centre not submitting data since 2014



Table B.5.2  
Kidney transplants per million population by donor type, unadjusted

|                                    | All   | Living donor |           |           | Deceased donor | Donor type Unkn |      |
|------------------------------------|-------|--------------|-----------|-----------|----------------|-----------------|------|
|                                    | Pmp   | Related      | Unrelated | Type Unkn | All            | Pmp             |      |
|                                    |       | Pmp          | Pmp       | Pmp       | Pmp            |                 |      |
| Austria §                          | 45.4  | 3.6          | 3.3       | 0         | 7.0            | 38.4            | 0    |
| Belgium, Dutch-speaking *          | 40.7  | 2.4          | 2.0       | 0         | 4.4            | 36.2            | 0    |
| Belgium, French-speaking *         | 39.7  | 2.3          | 2.1       | 0         | 4.3            | 34.8            | 0.6  |
| Bosnia and Herzegovina             | 6.8   | 4.0          | 1.1       | 0.6       | 5.7            | 1.1             | 0    |
| Denmark                            | 43.8  | 8.9          | 6.5       | 0         | 15.5           | 28.3            | 0    |
| Estonia                            | 29.6  | 3.8          | 5.3       | 0         | 9.1            | 20.5            | 0    |
| Finland                            | 43.2  | 3.8          | 1.3       | 0         | 5.1            | 37.4            | 0.7  |
| France                             | 56.6  | 5.4          | 3.7       | 0         | 9.1            | 47.4            | 0    |
| Greece                             | 16.9  | 4.9          | 1.3       | 0         | 6.2            | 10.7            | 0    |
| Iceland                            | 23.3  | 0            | 8.7       | 14.6      | 23.3           | 0               | 0    |
| Norway                             | 52.1  | 8.9          | 5.7       | 0.2       | 14.8           | 37.3            | 0    |
| Romania                            | 6.7   | 2.2          | 0.9       | 0.1       | 3.2            | 3.5             | 0.1  |
| Serbia □                           | 11.0  | 2.3          | 0.1       | 0.7       | 3.2            | 7.6             | 0.1  |
| Spain, Andalusia                   | 71.8  | 3.0          | 2.6       | 0         | 5.6            | 66.2            | 0    |
| Spain, Aragon                      | 66.9  | 7.6          | 0.8       | 0         | 8.4            | 58.6            | 0    |
| Spain, Asturias                    | 74.4  | 6.8          | 1.9       | 0         | 8.7            | 65.7            | 0    |
| Spain, Basque country              | 83.4  | 0            | 0         | 8.8       | 8.8            | 74.7            | 0    |
| Spain, Canary Islands              | 59.1  | 0            | 0         | 3.2       | 3.2            | 0               | 55.9 |
| Spain, Cantabria *                 | 79.1  | 1.7          | 1.7       | 0         | 3.4            | 75.7            | 0    |
| Spain, Castile and León *          | 44.1  | 0            | 0         | 2.5       | 2.5            | 3.3             | 38.3 |
| Spain, Castile-La Mancha *         | 58.4  | 0            | 0         | 2.0       | 2.0            | 54.5            | 2.0  |
| Spain, Catalonia                   | 103.2 | 8.2          | 9.4       | 0         | 17.6           | 85.6            | 0    |
| Spain, Community of Madrid         | 57.3  | 2.9          | 0.8       | 0         | 3.7            | 53.6            | 0    |
| Spain, Extremadura                 | 54.6  | 0.9          | 0         | 0         | 0.9            | 44.4            | 9.3  |
| Spain, Galicia                     | 59.1  | 4.1          | 7.0       | 0         | 11.1           | 48.0            | 0    |
| Spain, Murcia                      | 67.3  | 3.4          | 3.4       | 0         | 6.8            | 60.5            | 0    |
| Spain, Navarre *                   | 73.2  | 0            | 0         | 1.6       | 1.6            | 71.6            | 0    |
| Sweden                             | 46.1  | 7.8          | 4.7       | 0         | 12.4           | 33.7            | 0    |
| Switzerland                        | 42.0  | 6.5          | 8.6       | 0         | 15.1           | 26.9            | 0    |
| the Netherlands                    | 54.6  |              |           | 30.6      | 30.6           | 24.0            | 0    |
| United Kingdom, All countries * ¶  | 47.3  | 6.1          | 3.6       | 3.3       | 13.0           | 33.6            | 0.6  |
| United Kingdom, England * ¶        | 47.0  | 6.1          | 3.6       | 2.5       | 12.2           | 34.1            | 0.7  |
| United Kingdom, Northern Ireland * | 66.8  | 24.6         | 12.3      | 0         | 36.9           | 29.9            | 0    |
| United Kingdom, Scotland           | 58.6  | 0.6          | 0         | 16.8      | 17.3           | 40.7            | 0.6  |
| United Kingdom, Wales *            | 25.0  | 4.8          | 3.5       | 0         | 8.3            | 16.6            | 0    |

Categories may not add up because of rounding off. When cells are left empty, (complete) data are unavailable

§ The number of transplants differs from table B.5.1 as non-residents are excluded for this analysis

\* Patients younger than 20 years of age are not reported

|| The transplantation activity is underestimated by approximately 30%

□ The transplant activity is underestimated by approximately 16% for deceased donor transplants and by approximately 12% for living donor transplants due to centers not submitting complete data for 2017

¶ The transplant activity is underestimated by approximately 7% due to one centre not submitting data since 2014

Table B.5.3  
**Sex, mean age, and median age of kidney transplant recipients**  
*at time of transplantation*

|                                    | All |              |      |                |      |      | Men  |              |      |                |      |      | Women |              |      |                |      |      |
|------------------------------------|-----|--------------|------|----------------|------|------|------|--------------|------|----------------|------|------|-------|--------------|------|----------------|------|------|
|                                    | %   | Mean (years) | SD   | Median (years) | P25  | P75  | %    | Mean (years) | SD   | Median (years) | P25  | P75  | %     | Mean (years) | SD   | Median (years) | P25  | P75  |
| Austria                            | 100 | 51.7         | 15.1 | 53.5           | 44.0 | 63.2 | 63.8 | 51.8         | 15.2 | 53.4           | 44.3 | 63.2 | 36.2  | 51.6         | 15.1 | 53.5           | 44.0 | 63.2 |
| Belgium, Dutch-speaking *          | 100 | 55.1         | 12.7 | 57.6           | 48.0 | 65.1 | 64.7 | 56.0         | 12.4 | 58.5           | 50.1 | 65.5 | 35.3  | 53.5         | 13.1 | 55.9           | 45.6 | 64.2 |
| Belgium, French-speaking *         | 100 | 54.5         | 11.5 | 55.9           | 46.9 | 63.5 | 64.6 | 55.8         | 10.8 | 57.0           | 47.8 | 64.3 | 35.4  | 52.2         | 12.4 | 54.1           | 44.8 | 62.2 |
| Bosnia and Herzegovina             | 100 | 40.9         | 10.3 | 41.7           | 31.1 | 48.8 | 70.8 | 40.5         | 11.0 | 41.5           | 29.5 | 47.2 | 29.2  | 42.1         | 9.0  | 45.2           | 31.8 | 50.1 |
| Denmark                            | 100 | 48.5         | 15.9 | 51.1           | 37.0 | 61.2 | 67.8 | 48.6         | 15.5 | 51.5           | 37.0 | 61.0 | 32.2  | 48.4         | 16.7 | 49.9           | 39.0 | 62.1 |
| Estonia                            | 100 | 45.6         | 15.1 | 46.3           | 34.7 | 56.4 | 61.5 | 48.2         | 15.1 | 48.4           | 39.3 | 57.0 | 38.5  | 41.3         | 14.5 | 38.8           | 34.3 | 56.3 |
| Finland                            | 100 | 50.6         | 16.9 | 54.2           | 40.5 | 62.8 | 67.6 | 51.3         | 18.2 | 56.1           | 41.3 | 65.0 | 32.4  | 49.1         | 13.8 | 52.2           | 38.5 | 60.4 |
| France                             | 100 | 52.7         | 15.8 | 54.6           | 42.4 | 64.8 | 63.9 | 53.2         | 15.8 | 54.8           | 43.1 | 65.4 | 36.1  | 51.9         | 15.8 | 53.9           | 41.2 | 63.4 |
| Greece                             | 100 | 45.1         | 13.5 | 45.9           | 35.8 | 55.7 | 67.0 | 45.7         | 12.5 | 45.9           | 36.9 | 55.3 | 33.0  | 43.8         | 15.5 | 46.0           | 31.0 | 56.1 |
| Iceland                            | 100 | 41.6         | 15.8 | 43.5           | 30.7 | 50.2 | 75.0 | 47.1         | 13.2 | 47.5           | 41.1 | 51.3 | 25.0  | 25.2         | 12.5 | 25.2           | 16.4 | 34.1 |
| Norway                             | 100 | 53.1         | 16.6 | 55.1           | 43.3 | 66.7 | 62.5 | 53.8         | 16.4 | 55.7           | 44.0 | 66.5 | 37.5  | 52.0         | 17.0 | 52.1           | 43.3 | 66.9 |
| Romania                            | 100 | 40.4         | 12.7 | 41.5           | 30.7 | 49.3 | 64.8 | 40.6         | 12.7 | 41.6           | 30.7 | 49.3 | 35.2  | 39.9         | 12.9 | 40.8           | 30.7 | 49.4 |
| Serbia                             | 100 | 47.1         | 12.5 | 44.6           | 40.2 | 57.7 | 80.0 | 46.2         | 12.6 | 44.6           | 40.0 | 57.7 | 20.0  | 51.1         | 11.6 | 54.5           | 43.5 | 61.6 |
| Spain, Andalusia                   | 100 | 54.1         | 14.3 | 56.2           | 46.7 | 65.0 | 65.2 | 54.1         | 14.4 | 56.2           | 46.4 | 65.2 | 34.8  | 54.2         | 14.1 | 56.3           | 47.4 | 65.0 |
| Spain, Aragon                      | 100 | 59.3         | 13.9 | 61.9           | 51.7 | 67.6 | 64.8 | 61.4         | 14.3 | 64.1           | 54.8 | 69.7 | 35.2  | 55.7         | 12.7 | 56.2           | 45.5 | 63.0 |
| Spain, Asturias                    | 100 | 53.1         | 16.7 | 58.2           | 42.7 | 64.6 | 68.8 | 51.4         | 18.5 | 57.2           | 41.2 | 63.6 | 31.2  | 56.9         | 11.2 | 62.5           | 50.1 | 65.0 |
| Spain, Basque country              | 100 | 55.1         | 15.6 | 57.4           | 45.8 | 67.7 | 66.3 | 55.2         | 15.2 | 56.7           | 45.9 | 67.6 | 33.7  | 54.9         | 16.6 | 58.9           | 44.7 | 67.8 |
| Spain, Canary Islands              | 100 | 53.8         | 14.1 | 55.5           | 46.0 | 64.9 | 70.3 | 54.7         | 13.4 | 56.9           | 47.7 | 64.3 | 29.7  | 51.6         | 15.6 | 52.9           | 40.3 | 65.1 |
| Spain, Cantabria *                 | 100 | 51.4         | 12.9 | 51.9           | 40.9 | 61.6 | 60.9 | 51.9         | 14.2 | 52.6           | 40.2 | 64.6 | 39.1  | 50.5         | 11.0 | 50.4           | 41.4 | 60.3 |
| Spain, Castile and León *          | 100 | 57.8         | 12.6 | 59.9           | 49.8 | 68.0 | 60.7 | 57.9         | 12.9 | 60.3           | 49.4 | 66.8 | 39.3  | 57.7         | 12.2 | 56.1           | 50.5 | 68.0 |
| Spain, Castile-La Mancha *         | 100 | 57.0         | 13.7 | 59.2           | 49.1 | 66.9 | 61.3 | 57.9         | 13.2 | 60.0           | 51.9 | 66.9 | 38.7  | 55.5         | 14.5 | 55.6           | 46.2 | 66.5 |
| Spain, Catalonia                   | 100 | 56.4         | 15.0 | 58.7           | 47.9 | 67.9 | 63.5 | 56.6         | 15.0 | 58.9           | 48.4 | 68.1 | 36.5  | 55.9         | 15.0 | 58.5           | 47.6 | 66.6 |
| Spain, Community of Madrid         | 100 | 55.2         | 15.5 | 57.9           | 46.2 | 67.8 | 63.5 | 56.0         | 15.4 | 59.2           | 47.1 | 67.5 | 36.5  | 53.9         | 15.7 | 56.2           | 43.3 | 67.9 |
| Spain, Extremadura                 | 100 | 55.9         | 12.2 | 59.1           | 46.8 | 65.7 | 59.3 | 57.5         | 11.7 | 59.7           | 47.4 | 66.4 | 40.7  | 53.5         | 12.7 | 53.9           | 46.6 | 64.6 |
| Spain, Galicia                     | 100 | 54.9         | 13.1 | 57.1           | 46.4 | 64.3 | 72.5 | 55.5         | 12.2 | 57.6           | 46.9 | 63.7 | 27.5  | 53.4         | 15.2 | 56.3           | 44.3 | 65.1 |
| Spain, Murcia                      | 100 | 55.0         | 13.3 | 56.8           | 47.4 | 64.1 | 67.7 | 54.2         | 14.9 | 56.2           | 46.6 | 64.7 | 32.3  | 56.7         | 9.2  | 56.9           | 48.3 | 63.1 |
| Spain, Navarre *                   | 100 | 56.5         | 11.7 | 57.3           | 47.7 | 64.2 | 74.5 | 58.0         | 11.0 | 58.8           | 47.7 | 67.2 | 25.5  | 52.3         | 13.1 | 52.0           | 45.4 | 58.7 |
| Sweden                             | 100 | 49.9         | 17.3 | 52.5           | 39.3 | 62.7 | 65.7 | 50.3         | 17.6 | 52.2           | 39.5 | 63.8 | 34.3  | 49.1         | 16.6 | 52.8           | 39.0 | 61.7 |
| Switzerland                        | 100 | 52.5         | 14.9 | 55.2           | 44.5 | 63.8 | 62.8 | 52.9         | 14.4 | 55.3           | 45.3 | 64.4 | 37.2  | 51.8         | 15.8 | 55.0           | 43.3 | 63.3 |
| the Netherlands                    | 100 | 54.2         | 15.3 | 56.4           | 45.3 | 65.7 | 60.5 | 54.8         | 15.4 | 57.2           | 45.7 | 66.6 | 39.5  | 53.3         | 15.1 | 55.5           | 44.3 | 64.8 |
| United Kingdom, All countries *    | 100 | 50.9         | 13.8 | 51.9           | 40.7 | 61.9 | 62.0 | 51.2         | 13.8 | 52.4           | 41.2 | 62.1 | 38.0  | 50.5         | 13.7 | 51.3           | 40.1 | 61.2 |
| United Kingdom, England *          | 100 | 51.0         | 13.9 | 52.0           | 40.6 | 62.0 | 62.3 | 51.2         | 13.9 | 52.4           | 41.1 | 62.2 | 37.7  | 50.6         | 13.8 | 51.4           | 40.1 | 61.6 |
| United Kingdom, Northern Ireland * | 100 | 50.2         | 14.9 | 50.5           | 38.3 | 61.4 | 60.8 | 51.2         | 15.3 | 54.2           | 38.0 | 63.5 | 39.2  | 48.6         | 14.3 | 46.8           | 39.5 | 60.7 |
| United Kingdom, Scotland           | 100 | 48.7         | 15.0 | 50.7           | 40.2 | 59.6 | 61.0 | 48.6         | 15.6 | 51.2           | 40.3 | 59.8 | 39.0  | 48.9         | 13.9 | 50.6           | 39.8 | 59.3 |
| United Kingdom, Wales *            | 100 | 51.8         | 14.1 | 53.1           | 42.5 | 63.3 | 59.0 | 51.2         | 14.6 | 53.0           | 40.6 | 63.3 | 41.0  | 52.7         | 13.7 | 53.7           | 44.5 | 61.7 |

Categories may not add up because of missing values or rounding off

\* Patients younger than 20 years of age are not reported

|| The transplantation activity is underestimated by approximately 30%



Table B.6.1  
**Incident RRT patients, from day 1, unadjusted**  
*by age, sex, and primary renal disease*

|                                       | Survival probabilities as % (95% CI) |                  |                  |                  |                    |                  |                  |
|---------------------------------------|--------------------------------------|------------------|------------------|------------------|--------------------|------------------|------------------|
|                                       | cohort 2008 - 2012                   |                  |                  |                  | cohort 2011 - 2015 |                  |                  |
|                                       | 90 day                               | 1 year           | 2 year           | 5 year           | 90 day             | 1 year           | 2 year           |
| 0-19                                  | 99.0 (98.4-99.4)                     | 97.1 (96.2-97.8) | 95.9 (94.9-96.8) | 94.3 (93.1-95.3) | 99.4 (98.9-99.7)   | 98.5 (97.8-99.0) | 97.5 (96.6-98.2) |
| 20-44                                 | 99.2 (99.0-99.3)                     | 97.1 (96.9-97.3) | 94.7 (94.4-95.0) | 89.3 (88.9-89.7) | 99.2 (99.0-99.3)   | 97.2 (97.0-97.5) | 95.1 (94.8-95.4) |
| 45-64                                 | 97.2 (97.0-97.3)                     | 90.9 (90.7-91.2) | 84.5 (84.2-84.7) | 68.0 (67.7-68.3) | 97.4 (97.3-97.5)   | 91.5 (91.2-91.7) | 85.5 (85.2-85.7) |
| 65-74                                 | 94.1 (93.9-94.3)                     | 82.6 (82.3-82.9) | 71.1 (70.7-71.4) | 44.2 (44.0-44.4) | 94.7 (94.5-94.9)   | 84.0 (83.7-84.3) | 73.2 (72.8-73.5) |
| 75+                                   | 90.1 (89.8-90.3)                     | 72.9 (72.6-73.2) | 57.2 (56.9-57.5) | 24.2 (24.1-24.3) | 90.7 (90.5-91.0)   | 74.5 (74.2-74.8) | 58.6 (58.3-58.8) |
| Men                                   | 94.4 (94.3-94.6)                     | 83.9 (83.7-84.0) | 73.5 (73.3-73.7) | 50.1 (49.9-50.2) | 94.8 (94.6-94.9)   | 84.7 (84.5-84.9) | 74.4 (74.2-74.6) |
| Women                                 | 94.3 (94.1-94.5)                     | 83.9 (83.6-84.1) | 74.1 (73.9-74.4) | 52.1 (51.9-52.4) | 94.8 (94.6-94.9)   | 84.9 (84.6-85.1) | 75.4 (75.1-75.7) |
| Diabetes                              | 95.2 (95.0-95.4)                     | 84.5 (84.2-84.8) | 72.5 (72.2-72.9) | 43.9 (43.7-44.2) | 95.6 (95.4-95.8)   | 85.9 (85.6-86.2) | 74.3 (74.0-74.6) |
| Hypertension / renal vascular disease | 94.1 (93.9-94.4)                     | 82.2 (81.8-82.6) | 69.5 (69.1-69.8) | 41.4 (41.2-41.6) | 94.4 (94.1-94.6)   | 83.1 (82.8-83.5) | 70.9 (70.6-71.3) |
| Glomerulonephritis                    | 97.4 (97.1-97.6)                     | 92.2 (91.8-92.6) | 86.8 (86.3-87.2) | 72.9 (72.4-73.4) | 97.5 (97.2-97.7)   | 92.3 (92.0-92.7) | 87.1 (86.7-87.6) |
| Other causes                          | 93.6 (93.5-93.8)                     | 82.6 (82.4-82.9) | 73.3 (73.1-73.6) | 53.1 (52.9-53.3) | 94.0 (93.8-94.1)   | 83.2 (83.0-83.4) | 73.7 (73.5-74.0) |
| All                                   | 94.4 (94.3-94.5)                     | 83.9 (83.7-84.0) | 73.7 (73.6-73.9) | 50.8 (50.7-51.0) | 94.8 (94.7-94.9)   | 84.8 (84.6-84.9) | 74.8 (74.6-74.9) |

\* Based on data from Austria, Belgium (Dutch-speaking), Belgium (French-speaking), Denmark, Finland, France, Greece, Iceland, Norway, Spain (Andalusia), Spain (Aragon), Spain (Asturias), Spain (Basque country), Spain (Cantabria), Spain (Castile and León), Spain (Castile-La Mancha), Spain (Catalonia), Spain (Community of Madrid), Spain (Extremadura), Spain (Galicia), Sweden, the Netherlands, United Kingdom (England/Northern Ireland/Wales) and United Kingdom (Scotland)

Table B.6.2  
**Incident RRT patients, from day 1, adjusted**  
*adjusted for age, sex, and primary renal disease*

|                                       | Survival probabilities as % (95% CI) |                  |                  |                  |                    |                  |                  |
|---------------------------------------|--------------------------------------|------------------|------------------|------------------|--------------------|------------------|------------------|
|                                       | cohort 2008 - 2012                   |                  |                  |                  | cohort 2011 - 2015 |                  |                  |
|                                       | 90 day                               | 1 year           | 2 year           | 5 year           | 90 day             | 1 year           | 2 year           |
| 0-19                                  | 98.8 (98.3-99.4)                     | 96.9 (96.0-97.8) | 95.7 (94.6-96.7) | 93.9 (92.6-95.1) | 99.3 (98.9-99.7)   | 98.5 (97.8-99.1) | 97.4 (96.6-98.2) |
| 20-44                                 | 99.1 (99.0-99.3)                     | 97.0 (96.8-97.3) | 94.5 (94.2-94.9) | 88.8 (88.3-89.3) | 99.2 (99.1-99.3)   | 97.2 (96.9-97.5) | 94.9 (94.6-95.3) |
| 45-64                                 | 97.3 (97.1-97.4)                     | 91.2 (91.0-91.5) | 84.8 (84.5-85.2) | 68.3 (67.8-68.7) | 97.4 (97.3-97.6)   | 91.6 (91.4-91.8) | 85.6 (85.3-85.9) |
| 65-74                                 | 94.5 (94.2-94.7)                     | 83.4 (83.0-83.8) | 72.2 (71.7-72.6) | 45.3 (44.8-45.8) | 94.9 (94.7-95.1)   | 84.5 (84.2-84.9) | 73.9 (73.4-74.3) |
| 75+                                   | 90.3 (90.1-90.6)                     | 73.5 (73.2-73.9) | 58.0 (57.6-58.5) | 24.8 (24.4-25.2) | 90.9 (90.7-91.2)   | 75.0 (74.6-75.3) | 59.2 (58.8-59.6) |
| Men                                   | 95.5 (95.4-95.6)                     | 86.4 (86.2-86.6) | 76.7 (76.5-77.0) | 51.2 (50.8-51.5) | 95.7 (95.6-95.8)   | 87.0 (86.9-87.3) | 77.5 (77.3-77.8) |
| Women                                 | 95.5 (95.4-95.7)                     | 86.8 (86.6-87.1) | 78.0 (77.6-78.3) | 54.4 (53.9-54.8) | 95.8 (95.6-95.9)   | 87.5 (87.2-87.7) | 78.8 (78.5-79.1) |
| Diabetes                              | 95.8 (95.6-96.0)                     | 86.0 (85.6-86.3) | 74.5 (74.1-74.9) | 44.2 (43.7-44.7) | 96.1 (95.9-96.3)   | 87.4 (87.0-87.7) | 76.4 (76.0-76.8) |
| Hypertension / renal vascular disease | 96.3 (96.1-96.5)                     | 88.5 (88.2-88.8) | 79.2 (78.8-79.6) | 53.8 (53.2-54.4) | 96.4 (96.3-96.6)   | 88.9 (88.6-89.2) | 80.1 (79.7-80.5) |
| Glomerulonephritis                    | 96.8 (96.6-97.1)                     | 90.6 (90.1-91.0) | 83.6 (83.0-84.3) | 64.8 (63.9-65.6) | 97.0 (96.8-97.3)   | 90.8 (90.4-91.3) | 84.4 (83.8-85.0) |
| Other causes                          | 94.5 (94.3-94.7)                     | 84.5 (84.3-84.8) | 75.5 (75.1-75.8) | 52.6 (52.2-53.0) | 94.8 (94.6-95.0)   | 85.1 (84.9-85.4) | 75.9 (75.6-76.3) |
| All                                   | 95.5 (95.4-95.6)                     | 86.6 (86.4-86.7) | 77.2 (77.0-77.4) | 52.4 (52.1-52.7) | 95.7 (95.7-95.8)   | 87.2 (87.1-87.4) | 78.0 (77.8-78.2) |

\* Based on data from Austria, Belgium (Dutch-speaking), Belgium (French-speaking), Denmark, Finland, France, Greece, Iceland, Norway, Spain (Andalusia), Spain (Aragon), Spain (Asturias), Spain (Basque country), Spain (Cantabria), Spain (Castile and León), Spain (Castile-La Mancha), Spain (Catalonia), Spain (Community of Madrid), Spain (Extremadura), Spain (Galicia), Sweden, the Netherlands, United Kingdom (England/Northern Ireland/Wales) and United Kingdom (Scotland)

**Table B.6.3**  
**Incident RRT patients, from day 91, unadjusted**  
*by age, sex, and primary renal disease*

|                                       | Survival probabilities as % (95% CI) |                  |                  |                    |                  |
|---------------------------------------|--------------------------------------|------------------|------------------|--------------------|------------------|
|                                       | cohort 2008 - 2012                   |                  |                  | cohort 2011 - 2015 |                  |
|                                       | 1 year                               | 2 year           | 5 year           | 1 year             | 2 year           |
| 0-19                                  | 97.7 (96.8-98.3)                     | 96.8 (95.9-97.6) | 95.2 (94.0-96.1) | 98.8 (98.1-99.3)   | 98.1 (97.2-98.6) |
| 20-44                                 | 97.3 (97.1-97.6)                     | 95.1 (94.8-95.4) | 89.6 (89.2-90.0) | 97.5 (97.2-97.7)   | 95.3 (95.0-95.6) |
| 45-64                                 | 91.9 (91.7-92.1)                     | 85.5 (85.2-85.8) | 68.5 (68.2-68.8) | 92.5 (92.3-92.7)   | 86.2 (86.0-86.5) |
| 65-74                                 | 84.7 (84.4-85.0)                     | 72.8 (72.4-73.1) | 44.7 (44.5-45.0) | 85.9 (85.6-86.2)   | 74.5 (74.2-74.9) |
| 75+                                   | 76.6 (76.3-76.9)                     | 59.7 (59.4-59.9) | 24.7 (24.6-24.8) | 77.8 (77.5-78.1)   | 60.7 (60.4-61.0) |
| Men                                   | 86.0 (85.8-86.2)                     | 75.4 (75.2-75.6) | 51.2 (51.0-51.4) | 86.7 (86.5-86.9)   | 76.0 (75.8-76.2) |
| Women                                 | 86.4 (86.2-86.7)                     | 76.3 (76.1-76.6) | 53.6 (53.4-53.8) | 87.2 (87.0-87.4)   | 77.3 (77.1-77.6) |
| Diabetes                              | 85.5 (85.2-85.9)                     | 73.3 (73.0-73.7) | 43.9 (43.6-44.1) | 86.8 (86.5-87.1)   | 74.8 (74.4-75.1) |
| Hypertension / renal vascular disease | 83.9 (83.6-84.3)                     | 70.9 (70.5-71.2) | 42.0 (41.7-42.2) | 84.9 (84.6-85.3)   | 72.4 (72.0-72.8) |
| Glomerulonephritis                    | 93.4 (93.0-93.7)                     | 87.7 (87.2-88.1) | 73.7 (73.2-74.2) | 93.5 (93.1-93.8)   | 87.8 (87.4-88.2) |
| Other causes                          | 85.8 (85.6-86.0)                     | 76.3 (76.0-76.5) | 55.1 (54.9-55.4) | 86.1 (85.9-86.4)   | 76.2 (76.0-76.5) |
| All                                   | 86.2 (86.0-86.3)                     | 75.8 (75.6-75.9) | 52.1 (51.9-52.2) | 86.9 (86.7-87.0)   | 76.5 (76.3-76.7) |

*\* Based on data from Austria, Belgium (Dutch-speaking), Belgium (French-speaking), Denmark, Finland, France, Greece, Iceland, Norway, Spain (Andalusia), Spain (Aragon), Spain (Asturias), Spain (Basque country), Spain (Cantabria), Spain (Castile and León), Spain (Castile-La Mancha), Spain (Catalonia), Spain (Community of Madrid), Spain (Extremadura), Spain (Galicia), Sweden, the Netherlands, United Kingdom (England/Northern Ireland/Wales) and United Kingdom (Scotland)*

Table B.6.4  
**Incident RRT patients, from day 91, adjusted**  
*adjusted for age, sex, and primary renal disease*

|                                       | Survival probabilities as % (95% CI) |                  |                  |                    |                  |
|---------------------------------------|--------------------------------------|------------------|------------------|--------------------|------------------|
|                                       | cohort 2008 - 2012                   |                  |                  | cohort 2011 - 2015 |                  |
|                                       | 1 year                               | 2 year           | 5 year           | 1 year             | 2 year           |
| 0-19                                  | 97.5 (96.7-98.4)                     | 96.6 (95.6-97.5) | 94.8 (93.6-96.0) | 98.8 (98.2-99.3)   | 97.9 (97.2-98.7) |
| 20-44                                 | 97.2 (97.0-97.5)                     | 94.9 (94.5-95.2) | 89.1 (88.6-89.6) | 97.4 (97.1-97.6)   | 95.2 (94.8-95.5) |
| 45-64                                 | 92.1 (91.9-92.4)                     | 85.8 (85.5-86.1) | 69.0 (68.6-69.5) | 92.6 (92.4-92.8)   | 86.4 (86.1-86.8) |
| 65-74                                 | 85.3 (85.0-85.7)                     | 73.8 (73.3-74.2) | 46.3 (45.8-46.8) | 86.3 (85.9-86.6)   | 75.4 (74.9-75.8) |
| 75+                                   | 77.1 (76.7-77.5)                     | 60.4 (59.9-60.9) | 25.7 (25.3-26.1) | 78.2 (77.8-78.5)   | 61.5 (61.1-62.0) |
| Men                                   | 88.0 (87.8-88.2)                     | 78.1 (77.8-78.3) | 51.9 (51.6-52.3) | 88.5 (88.3-88.7)   | 78.7 (78.5-79.0) |
| Women                                 | 88.7 (88.4-88.9)                     | 79.4 (79.1-79.8) | 55.4 (54.9-55.8) | 89.2 (88.9-89.4)   | 80.3 (79.9-80.6) |
| Diabetes                              | 86.7 (86.4-87.1)                     | 75.0 (74.5-75.4) | 44.1 (43.5-44.6) | 88.0 (87.7-88.3)   | 76.7 (76.3-77.2) |
| Hypertension / renal vascular disease | 89.5 (89.2-89.8)                     | 80.0 (79.6-80.4) | 54.1 (53.6-54.7) | 90.0 (89.7-90.3)   | 81.1 (80.7-81.5) |
| Glomerulonephritis                    | 91.8 (91.3-92.2)                     | 84.4 (83.8-85.1) | 65.5 (64.7-66.4) | 92.1 (91.7-92.5)   | 85.1 (84.5-85.7) |
| Other causes                          | 87.1 (86.8-87.4)                     | 77.7 (77.4-78.0) | 54.1 (53.6-54.5) | 87.5 (87.2-87.7)   | 77.9 (77.6-78.3) |
| All                                   | 88.3 (88.1-88.4)                     | 78.6 (78.4-78.8) | 53.2 (52.9-53.5) | 88.8 (88.6-88.9)   | 79.3 (79.1-79.5) |

\* Based on data from Austria, Belgium (Dutch-speaking), Belgium (French-speaking), Denmark, Finland, France, Greece, Iceland, Norway, Spain (Andalusia), Spain (Aragon), Spain (Asturias), Spain (Basque country), Spain (Cantabria), Spain (Castile and León), Spain (Castile-La Mancha), Spain (Catalonia), Spain (Community of Madrid), Spain (Extremadura), Spain (Galicia), Sweden, the Netherlands, United Kingdom (England/Northern Ireland/Wales) and United Kingdom (Scotland)

Table B.6.5  
**Incident dialysis patients, from day 1, unadjusted**  
*by age, sex, and primary renal disease*

|                                       | Survival probabilities as % (95% CI) |                  |                  |                  |                    |                  |                  |
|---------------------------------------|--------------------------------------|------------------|------------------|------------------|--------------------|------------------|------------------|
|                                       | cohort 2008 - 2012                   |                  |                  |                  | cohort 2011 - 2015 |                  |                  |
|                                       | 90 day                               | 1 year           | 2 year           | 5 year           | 90 day             | 1 year           | 2 year           |
| 0-19                                  | 98.8 (98.0-99.3)                     | 96.0 (94.6-97.1) | 93.4 (91.5-94.9) | 88.9 (85.9-91.3) | 99.3 (98.6-99.7)   | 98.1 (97.0-98.8) | 95.5 (93.6-96.8) |
| 20-44                                 | 99.1 (98.9-99.2)                     | 96.5 (96.2-96.8) | 93.0 (92.6-93.5) | 82.3 (81.6-83.0) | 99.1 (98.9-99.2)   | 96.7 (96.4-97.0) | 93.4 (92.9-93.8) |
| 45-64                                 | 97.0 (96.8-97.1)                     | 90.1 (89.8-90.3) | 82.3 (82.0-82.6) | 59.4 (59.0-59.7) | 97.2 (97.1-97.4)   | 90.6 (90.3-90.8) | 83.2 (82.9-83.5) |
| 65-74                                 | 94.0 (93.8-94.2)                     | 82.1 (81.8-82.4) | 70.0 (69.7-70.4) | 40.7 (40.5-41.0) | 94.5 (94.3-94.7)   | 83.4 (83.1-83.7) | 71.8 (71.5-72.2) |
| 75+                                   | 90.0 (89.8-90.3)                     | 72.8 (72.5-73.1) | 57.0 (56.8-57.3) | 23.9 (23.8-24.0) | 90.7 (90.5-90.9)   | 74.4 (74.1-74.6) | 58.4 (58.1-58.6) |
| Men                                   | 94.2 (94.0-94.3)                     | 82.8 (82.6-83.0) | 71.0 (70.8-71.2) | 41.4 (41.2-41.5) | 94.5 (94.4-94.6)   | 83.6 (83.4-83.8) | 71.8 (71.6-72.0) |
| Women                                 | 94.0 (93.8-94.2)                     | 82.7 (82.4-83.0) | 71.6 (71.3-71.8) | 43.7 (43.5-43.9) | 94.4 (94.3-94.6)   | 83.7 (83.4-83.9) | 72.7 (72.4-73.0) |
| Diabetes                              | 95.1 (94.9-95.3)                     | 84.0 (83.7-84.3) | 71.2 (70.9-71.6) | 38.7 (38.5-39.0) | 95.5 (95.3-95.7)   | 85.5 (85.1-85.8) | 73.0 (72.6-73.3) |
| Hypertension / renal vascular disease | 94.0 (93.7-94.3)                     | 81.7 (81.3-82.1) | 68.2 (67.9-68.6) | 36.7 (36.4-36.9) | 94.3 (94.0-94.5)   | 82.6 (82.3-83.0) | 69.6 (69.3-70.0) |
| Glomerulonephritis                    | 97.1 (96.9-97.4)                     | 91.2 (90.8-91.6) | 84.1 (83.6-84.6) | 62.1 (61.5-62.6) | 97.2 (97.0-97.5)   | 91.3 (90.8-91.6) | 84.5 (84.0-85.0) |
| Other causes                          | 93.2 (93.1-93.4)                     | 81.1 (80.9-81.4) | 70.3 (70.0-70.5) | 43.4 (43.2-43.6) | 93.5 (93.4-93.7)   | 81.6 (81.4-81.8) | 70.4 (70.1-70.6) |
| All                                   | 94.1 (94.0-94.2)                     | 82.8 (82.6-82.9) | 71.2 (71.0-71.4) | 42.2 (42.1-42.4) | 94.5 (94.4-94.6)   | 83.6 (83.5-83.8) | 72.1 (72.0-72.3) |

\* Based on data from Austria, Belgium (Dutch-speaking), Belgium (French-speaking), Denmark, Finland, France, Greece, Iceland, Norway, Spain (Andalusia), Spain (Aragon), Spain (Asturias), Spain (Basque country), Spain (Cantabria), Spain (Castile and León), Spain (Castile-La Mancha), Spain (Catalonia), Spain (Community of Madrid), Spain (Extremadura), Spain (Galicia), Sweden, the Netherlands, United Kingdom (England/Northern Ireland/Wales) and United Kingdom (Scotland)



Table B.6.6  
**Incident dialysis patients, from day 1, adjusted**  
*adjusted for age, sex, and primary renal disease*

|                                       | Survival probabilities as % (95% CI) |                  |                  |                  |                    |                  |                  |
|---------------------------------------|--------------------------------------|------------------|------------------|------------------|--------------------|------------------|------------------|
|                                       | cohort 2008 - 2012                   |                  |                  |                  | cohort 2011 - 2015 |                  |                  |
|                                       | 90 day                               | 1 year           | 2 year           | 5 year           | 90 day             | 1 year           | 2 year           |
| 0-19                                  | 98.5 (97.8-99.3)                     | 95.8 (94.5-97.2) | 93.1 (91.2-95.1) | 86.8 (82.9-91.0) | 99.2 (98.7-99.8)   | 98.2 (97.3-99.0) | 95.4 (93.6-97.1) |
| 20-44                                 | 99.1 (98.9-99.3)                     | 96.5 (96.2-96.9) | 92.9 (92.4-93.4) | 80.8 (79.8-81.7) | 99.1 (99.0-99.3)   | 96.7 (96.4-97.0) | 93.3 (92.8-93.8) |
| 45-64                                 | 97.1 (96.9-97.3)                     | 90.4 (90.1-90.7) | 82.8 (82.4-83.1) | 58.8 (58.3-59.4) | 97.3 (97.1-97.4)   | 90.8 (90.5-91.0) | 83.5 (83.1-83.8) |
| 65-74                                 | 94.3 (94.1-94.5)                     | 82.8 (82.4-83.2) | 70.9 (70.5-71.4) | 41.2 (40.6-41.7) | 94.7 (94.5-94.9)   | 83.9 (83.5-84.3) | 72.5 (72.0-72.9) |
| 75+                                   | 90.2 (90.0-90.5)                     | 73.3 (72.9-73.7) | 57.6 (57.2-58.1) | 24.2 (23.8-24.6) | 90.8 (90.6-91.1)   | 74.8 (74.4-75.1) | 58.8 (58.4-59.3) |
| Men                                   | 95.0 (94.8-95.1)                     | 84.8 (84.6-85.0) | 74.0 (73.7-74.3) | 44.4 (44.1-44.8) | 95.3 (95.2-95.4)   | 85.8 (85.6-86.0) | 75.1 (74.9-75.4) |
| Women                                 | 95.0 (94.8-95.1)                     | 85.1 (84.8-85.4) | 75.1 (74.7-75.5) | 47.9 (47.4-48.4) | 95.3 (95.2-95.5)   | 86.2 (85.9-86.4) | 76.4 (76.1-76.8) |
| Diabetes                              | 95.4 (95.2-95.6)                     | 84.9 (84.6-85.3) | 72.7 (72.2-73.1) | 39.8 (39.2-40.3) | 95.9 (95.7-96.1)   | 86.6 (86.3-86.9) | 74.8 (74.4-75.3) |
| Hypertension / renal vascular disease | 95.7 (95.5-95.9)                     | 86.7 (86.3-87.0) | 76.1 (75.7-76.6) | 47.3 (46.7-48.0) | 96.0 (95.8-96.2)   | 87.6 (87.3-87.9) | 77.7 (77.2-78.1) |
| Glomerulonephritis                    | 96.6 (96.3-96.9)                     | 89.8 (89.3-90.3) | 81.8 (81.1-82.5) | 57.1 (56.1-58.1) | 96.8 (96.5-97.1)   | 90.1 (89.6-90.6) | 82.6 (82.0-83.3) |
| Other causes                          | 93.9 (93.7-94.0)                     | 82.7 (82.4-83.0) | 72.5 (72.1-72.8) | 45.5 (45.1-46.0) | 94.3 (94.1-94.4)   | 83.6 (83.3-83.9) | 73.2 (72.9-73.6) |
| All                                   | 95.0 (94.9-95.1)                     | 84.9 (84.8-85.1) | 74.4 (74.2-74.6) | 45.7 (45.4-46.1) | 95.3 (95.2-95.4)   | 85.9 (85.8-86.1) | 75.6 (75.4-75.9) |

\* Based on data from Austria, Belgium (Dutch-speaking), Belgium (French-speaking), Denmark, Finland, France, Greece, Iceland, Norway, Spain (Andalusia), Spain (Aragon), Spain (Asturias), Spain (Basque country), Spain (Cantabria), Spain (Castile and León), Spain (Castile-La Mancha), Spain (Catalonia), Spain (Community of Madrid), Spain (Extremadura), Spain (Galicia), Sweden, the Netherlands, United Kingdom (England/Northern Ireland/Wales) and United Kingdom (Scotland)

Table B.6.7  
**Incident dialysis patients, from day 91, unadjusted**  
*by age, sex, and primary renal disease*

|                                       | Survival probabilities as % (95% CI) |                  |                  |                    |                  |
|---------------------------------------|--------------------------------------|------------------|------------------|--------------------|------------------|
|                                       | cohort 2008 - 2012                   |                  |                  | cohort 2011 - 2015 |                  |
|                                       | 1 year                               | 2 year           | 5 year           | 1 year             | 2 year           |
| 0-19                                  | 96.5 (95.0-97.5)                     | 94.3 (92.2-95.8) | 89.6 (86.3-92.1) | 98.2 (96.9-98.9)   | 95.9 (93.9-97.3) |
| 20-44                                 | 96.6 (96.3-96.9)                     | 93.2 (92.7-93.6) | 81.8 (81.1-82.5) | 96.7 (96.4-97.0)   | 93.3 (92.9-93.7) |
| 45-64                                 | 90.9 (90.6-91.2)                     | 83.0 (82.7-83.3) | 58.9 (58.6-59.3) | 91.5 (91.2-91.7)   | 83.6 (83.3-84.0) |
| 65-74                                 | 84.2 (83.9-84.5)                     | 71.6 (71.2-71.9) | 40.9 (40.6-41.1) | 85.2 (84.9-85.5)   | 73.0 (72.7-73.3) |
| 75+                                   | 76.5 (76.2-76.8)                     | 59.5 (59.2-59.7) | 24.3 (24.2-24.4) | 77.7 (77.4-78.0)   | 60.5 (60.2-60.7) |
| Men                                   | 84.8 (84.6-85.0)                     | 72.5 (72.3-72.8) | 41.5 (41.3-41.6) | 85.5 (85.3-85.7)   | 73.0 (72.8-73.2) |
| Women                                 | 85.2 (84.9-85.4)                     | 73.4 (73.1-73.7) | 44.2 (44.0-44.4) | 85.9 (85.6-86.1)   | 74.3 (74.0-74.5) |
| Diabetes                              | 85.0 (84.6-85.3)                     | 71.7 (71.4-72.1) | 38.1 (37.8-38.3) | 86.2 (85.9-86.5)   | 73.2 (72.8-73.5) |
| Hypertension / renal vascular disease | 83.4 (83.0-83.7)                     | 69.4 (69.0-69.8) | 36.7 (36.4-36.9) | 84.3 (83.9-84.7)   | 70.8 (70.5-71.2) |
| Glomerulonephritis                    | 92.2 (91.8-92.6)                     | 84.6 (84.0-85.1) | 61.8 (61.2-62.4) | 92.3 (91.9-92.7)   | 84.7 (84.1-85.2) |
| Other causes                          | 84.2 (84.0-84.5)                     | 72.7 (72.5-73.0) | 44.3 (44.1-44.5) | 84.4 (84.2-84.7)   | 72.4 (72.1-72.7) |
| All                                   | 84.9 (84.8-85.1)                     | 72.8 (72.7-73.0) | 42.5 (42.4-42.6) | 85.6 (85.5-85.8)   | 73.4 (73.3-73.6) |

*\* Based on data from Austria, Belgium (Dutch-speaking), Belgium (French-speaking), Denmark, Finland, France, Greece, Iceland, Norway, Spain (Andalusia), Spain (Aragon), Spain (Asturias), Spain (Basque country), Spain (Cantabria), Spain (Castile and León), Spain (Castile-La Mancha), Spain (Catalonia), Spain (Community of Madrid), Spain (Extremadura), Spain (Galicia), Sweden, the Netherlands, United Kingdom (England/Northern Ireland/Wales) and United Kingdom (Scotland)*

Table B.6.8  
**Incident dialysis patients, from day 91, adjusted**  
*adjusted for age, sex, and primary renal disease*

|                                       | Survival probabilities as % (95% CI) |                  |                  |                    |                  |
|---------------------------------------|--------------------------------------|------------------|------------------|--------------------|------------------|
|                                       | cohort 2008 - 2012                   |                  |                  | cohort 2011 - 2015 |                  |
|                                       | 1 year                               | 2 year           | 5 year           | 1 year             | 2 year           |
| 0-19                                  | 96.3 (94.9-97.7)                     | 93.8 (91.8-95.9) | 87.0 (82.7-91.6) | 98.0 (97.0-99.1)   | 95.7 (93.9-97.5) |
| 20-44                                 | 96.6 (96.2-96.9)                     | 93.0 (92.5-93.4) | 80.2 (79.2-81.2) | 96.7 (96.3-97.0)   | 93.2 (92.7-93.7) |
| 45-64                                 | 91.2 (90.9-91.5)                     | 83.4 (83.0-83.8) | 58.7 (58.1-59.3) | 91.7 (91.4-91.9)   | 84.0 (83.6-84.4) |
| 65-74                                 | 84.7 (84.3-85.1)                     | 72.4 (71.9-72.9) | 41.7 (41.1-42.2) | 85.6 (85.2-85.9)   | 73.8 (73.3-74.3) |
| 75+                                   | 76.8 (76.4-77.2)                     | 59.9 (59.5-60.4) | 25.0 (24.6-25.4) | 77.9 (77.6-78.3)   | 61.1 (60.6-61.5) |
| Men                                   | 86.4 (86.2-86.6)                     | 75.1 (74.8-75.4) | 44.6 (44.2-45.0) | 87.2 (87.0-87.4)   | 76.1 (75.8-76.4) |
| Women                                 | 87.1 (86.8-87.4)                     | 76.4 (76.1-76.8) | 48.3 (47.8-48.9) | 87.8 (87.6-88.1)   | 77.7 (77.3-78.1) |
| Diabetes                              | 85.7 (85.3-86.1)                     | 72.9 (72.5-73.4) | 39.2 (38.7-39.8) | 87.2 (86.8-87.5)   | 75.0 (74.5-75.5) |
| Hypertension / renal vascular disease | 87.7 (87.3-88.0)                     | 76.7 (76.2-77.2) | 47.1 (46.5-47.8) | 88.6 (88.3-89.0)   | 78.5 (78.0-78.9) |
| Glomerulonephritis                    | 90.9 (90.4-91.5)                     | 82.3 (81.6-83.0) | 57.2 (56.1-58.2) | 91.3 (90.8-91.8)   | 83.0 (82.3-83.7) |
| Other causes                          | 85.4 (85.1-85.7)                     | 74.6 (74.2-74.9) | 46.3 (45.8-46.8) | 86.0 (85.7-86.2)   | 75.0 (74.7-75.4) |
| All                                   | 86.7 (86.5-86.8)                     | 75.6 (75.4-75.9) | 46.0 (45.6-46.3) | 87.5 (87.3-87.6)   | 76.7 (76.5-77.0) |

*\* Based on data from Austria, Belgium (Dutch-speaking), Belgium (French-speaking), Denmark, Finland, France, Greece, Iceland, Norway, Spain (Andalusia), Spain (Aragon), Spain (Asturias), Spain (Basque country), Spain (Cantabria), Spain (Castile and León), Spain (Castile-La Mancha), Spain (Catalonia), Spain (Community of Madrid), Spain (Extremadura), Spain (Galicia), Sweden, the Netherlands, United Kingdom (England/Northern Ireland/Wales) and United Kingdom (Scotland)*

Table B.6.9  
**First transplant patients (deceased donor), from day of transplant, unadjusted**  
*by age, sex, and primary renal disease*

|                                       | Survival probabilities as % (95% CI) |                  |                  |                    |                  |
|---------------------------------------|--------------------------------------|------------------|------------------|--------------------|------------------|
|                                       | cohort 2008 - 2012                   |                  |                  | cohort 2011 - 2015 |                  |
|                                       | 1 year                               | 2 year           | 5 year           | 1 year             | 2 year           |
| 0-19                                  | 98.8 (97.7-99.4)                     | 98.2 (97.0-99.0) | 97.4 (96.0-98.3) | 98.6 (97.4-99.2)   | 98.0 (96.7-98.8) |
| 20-44                                 | 98.6 (98.3-98.8)                     | 97.8 (97.5-98.1) | 95.8 (95.4-96.2) | 98.8 (98.5-99.0)   | 98.2 (97.9-98.5) |
| 45-64                                 | 96.8 (96.5-97.1)                     | 94.8 (94.5-95.2) | 88.4 (87.9-88.8) | 96.9 (96.7-97.2)   | 95.1 (94.8-95.4) |
| 65+                                   | 92.0 (91.3-92.6)                     | 88.0 (87.3-88.7) | 72.8 (71.9-73.6) | 92.6 (92.1-93.1)   | 88.3 (87.7-88.9) |
| Men                                   | 96.1 (95.8-96.4)                     | 93.8 (93.5-94.1) | 86.2 (85.7-86.6) | 96.3 (96.0-96.5)   | 93.9 (93.6-94.2) |
| Women                                 | 96.7 (96.4-97.0)                     | 95.1 (94.7-95.5) | 89.2 (88.7-89.7) | 96.5 (96.1-96.8)   | 94.8 (94.4-95.2) |
| Diabetes                              | 94.6 (94.0-95.2)                     | 91.5 (90.8-92.2) | 81.2 (80.3-82.1) | 94.6 (94.0-95.1)   | 91.3 (90.6-91.9) |
| Hypertension / renal vascular disease | 94.4 (93.6-95.1)                     | 91.6 (90.6-92.4) | 82.1 (81.0-83.1) | 95.1 (94.4-95.7)   | 92.0 (91.2-92.7) |
| Glomerulonephritis                    | 97.5 (97.1-97.8)                     | 96.0 (95.5-96.5) | 90.7 (90.0-91.3) | 97.6 (97.3-98.0)   | 96.1 (95.7-96.5) |
| Other causes                          | 96.9 (96.6-97.1)                     | 95.1 (94.8-95.4) | 89.1 (88.6-89.5) | 96.7 (96.4-97.0)   | 95.0 (94.7-95.3) |
| All                                   | 96.3 (96.1-96.5)                     | 94.3 (94.0-94.5) | 87.3 (87.0-87.6) | 96.3 (96.1-96.5)   | 94.2 (94.0-94.5) |

*\* Based on data from Austria, Belgium (Dutch-speaking), Belgium (French-speaking), Denmark, Finland, France, Greece, Iceland, Norway, Spain (Andalusia), Spain (Aragon), Spain (Asturias), Spain (Basque country), Spain (Cantabria), Spain (Castile-La Mancha), Spain (Catalonia), Spain (Community of Madrid), Spain (Extremadura), Spain (Galicia), Sweden, the Netherlands, United Kingdom (England/Northern Ireland/Wales) and United Kingdom (Scotland)*

Table B.6.10  
**First transplant patients (deceased donor), from day of transplant, adjusted**  
*adjusted for age, sex, and primary renal disease*

|                                       | Survival probabilities as % (95% CI) |                  |                  |                    |                  |
|---------------------------------------|--------------------------------------|------------------|------------------|--------------------|------------------|
|                                       | cohort 2008 - 2012                   |                  |                  | cohort 2011 - 2015 |                  |
|                                       | 1 year                               | 2 year           | 5 year           | 1 year             | 2 year           |
| 0-19                                  | 98.6 (97.8-99.5)                     | 98.0 (97.0-99.1) | 97.1 (95.8-98.4) | 98.5 (97.5-99.4)   | 97.8 (96.7-99.0) |
| 20-44                                 | 98.7 (98.4-98.9)                     | 97.9 (97.6-98.2) | 96.0 (95.6-96.5) | 98.8 (98.6-99.1)   | 98.3 (98.0-98.6) |
| 45-64                                 | 97.0 (96.7-97.3)                     | 95.1 (94.8-95.4) | 88.9 (88.4-89.4) | 97.1 (96.9-97.4)   | 95.4 (95.1-95.7) |
| 65+                                   | 92.7 (92.0-93.3)                     | 89.0 (88.2-89.8) | 74.6 (73.5-75.7) | 93.3 (92.7-93.8)   | 89.3 (88.7-90.0) |
| Men                                   | 97.8 (97.6-97.9)                     | 96.4 (96.2-96.6) | 91.6 (91.2-92.0) | 98.0 (97.9-98.2)   | 96.7 (96.5-96.9) |
| Women                                 | 97.9 (97.7-98.2)                     | 96.9 (96.6-97.2) | 92.9 (92.5-93.4) | 98.0 (97.8-98.2)   | 97.0 (96.7-97.3) |
| Diabetes                              | 96.6 (96.2-97.0)                     | 94.6 (94.1-95.1) | 87.4 (86.6-88.3) | 96.9 (96.6-97.3)   | 95.0 (94.5-95.4) |
| Hypertension / renal vascular disease | 97.3 (96.9-97.7)                     | 95.9 (95.4-96.4) | 90.9 (90.1-91.7) | 97.8 (97.5-98.1)   | 96.4 (96.0-96.8) |
| Glomerulonephritis                    | 98.3 (98.1-98.6)                     | 97.3 (97.0-97.7) | 93.5 (93.0-94.1) | 98.5 (98.3-98.7)   | 97.5 (97.2-97.8) |
| Other causes                          | 97.9 (97.7-98.1)                     | 96.7 (96.5-97.0) | 92.5 (92.1-92.9) | 98.0 (97.8-98.2)   | 96.9 (96.7-97.2) |
| All                                   | 97.8 (97.7-98.0)                     | 96.6 (96.4-96.8) | 92.1 (91.8-92.4) | 98.0 (97.9-98.1)   | 96.8 (96.7-97.0) |

*\* Based on data from Austria, Belgium (Dutch-speaking), Belgium (French-speaking), Denmark, Finland, France, Greece, Iceland, Norway, Spain (Andalusia), Spain (Aragon), Spain (Asturias), Spain (Basque country), Spain (Cantabria), Spain (Castile-La Mancha), Spain (Catalonia), Spain (Community of Madrid), Spain (Extremadura), Spain (Galicia), Sweden, the Netherlands, United Kingdom (England/Northern Ireland/Wales) and United Kingdom (Scotland)*

Table B.6.11  
**First transplant patients (living donor), from day of transplant, unadjusted**  
*by age, sex, and primary renal disease*

|                                       | Survival probabilities as % (95% CI) |                  |                  |                    |                  |
|---------------------------------------|--------------------------------------|------------------|------------------|--------------------|------------------|
|                                       | cohort 2008 - 2012                   |                  |                  | cohort 2011 - 2015 |                  |
|                                       | 1 year                               | 2 year           | 5 year           | 1 year             | 2 year           |
| 0-19                                  | 99.6 (98.3-99.9)                     | 99.6 (98.3-99.9) | 98.9 (97.5-99.5) | 99.6 (98.4-99.9)   | 99.6 (98.4-99.9) |
| 20-44                                 | 99.6 (99.3-99.7)                     | 99.2 (98.9-99.5) | 97.6 (97.1-98.0) | 99.7 (99.5-99.8)   | 99.4 (99.1-99.6) |
| 45-64                                 | 98.5 (98.1-98.8)                     | 97.5 (97.0-97.9) | 92.9 (92.2-93.6) | 98.9 (98.6-99.2)   | 97.8 (97.4-98.2) |
| 65+                                   | 96.5 (95.1-97.4)                     | 93.1 (91.4-94.5) | 80.1 (77.9-82.0) | 96.7 (95.6-97.5)   | 93.8 (92.5-94.9) |
| Men                                   | 98.8 (98.4-99.0)                     | 97.9 (97.6-98.2) | 93.8 (93.2-94.3) | 98.9 (98.6-99.1)   | 98.0 (97.7-98.3) |
| Women                                 | 98.9 (98.5-99.2)                     | 97.9 (97.4-98.3) | 94.1 (93.4-94.8) | 99.1 (98.8-99.4)   | 98.2 (97.7-98.5) |
| Diabetes                              | 96.8 (95.4-97.8)                     | 95.2 (93.6-96.4) | 84.5 (82.2-86.5) | 97.4 (96.2-98.3)   | 95.6 (94.2-96.7) |
| Hypertension / renal vascular disease | 97.5 (96.2-98.4)                     | 95.9 (94.3-97.0) | 89.4 (87.4-91.2) | 98.5 (97.5-99.1)   | 96.5 (95.2-97.4) |
| Glomerulonephritis                    | 99.4 (99.0-99.6)                     | 98.8 (98.3-99.2) | 96.5 (95.7-97.1) | 99.2 (98.8-99.5)   | 98.5 (98.0-98.9) |
| Other causes                          | 99.1 (98.8-99.3)                     | 98.3 (97.9-98.6) | 94.9 (94.4-95.5) | 99.2 (99.0-99.4)   | 98.5 (98.1-98.8) |
| All                                   | 98.8 (98.6-99.0)                     | 97.9 (97.6-98.2) | 93.9 (93.5-94.4) | 99.0 (98.8-99.2)   | 98.1 (97.8-98.3) |

*\* Based on data from Austria, Belgium (Dutch-speaking), Belgium (French-speaking), Denmark, Finland, France, Greece, Iceland, Norway, Spain (Andalusia), Spain (Aragon), Spain (Asturias), Spain (Basque country), Spain (Cantabria), Spain (Castile-La Mancha), Spain (Catalonia), Spain (Community of Madrid), Spain (Extremadura), Spain (Galicia), Sweden, the Netherlands, United Kingdom (England/Northern Ireland/Wales) and United Kingdom (Scotland)*

Table B.6.12  
**First transplant patients (living donor), from day of transplant, adjusted**  
*adjusted for age, sex, and primary renal disease*

|                                       | Survival probabilities as % (95% CI) |                  |                  |                    |                  |
|---------------------------------------|--------------------------------------|------------------|------------------|--------------------|------------------|
|                                       | cohort 2008 - 2012                   |                  |                  | cohort 2011 - 2015 |                  |
|                                       | 1 year                               | 2 year           | 5 year           | 1 year             | 2 year           |
| 0-19                                  | 99.5 (98.8-100)                      | 99.5 (98.8-100)  | 98.8 (97.7-99.8) | 99.5 (98.9-100)    | 99.5 (98.9-100)  |
| 20-44                                 | 99.5 (99.3-99.7)                     | 99.2 (98.9-99.5) | 97.3 (96.8-97.9) | 99.7 (99.5-99.9)   | 99.4 (99.1-99.6) |
| 45-64                                 | 98.6 (98.3-99.0)                     | 97.7 (97.2-98.1) | 93.1 (92.4-93.9) | 98.9 (98.7-99.2)   | 97.9 (97.5-98.3) |
| 65+                                   | 96.6 (95.4-97.7)                     | 93.6 (92.1-95.2) | 81.8 (79.3-84.4) | 96.7 (95.8-97.7)   | 94.1 (92.8-95.4) |
| Men                                   | 99.0 (98.7-99.2)                     | 98.3 (98.0-98.6) | 94.8 (94.2-95.4) | 99.1 (98.9-99.3)   | 98.4 (98.1-98.7) |
| Women                                 | 99.0 (98.7-99.3)                     | 98.0 (97.6-98.5) | 94.4 (93.6-95.1) | 99.2 (99.0-99.5)   | 98.3 (97.9-98.7) |
| Diabetes                              | 97.8 (97.0-98.7)                     | 96.7 (95.7-97.8) | 88.9 (87.0-90.8) | 98.3 (97.7-99.0)   | 97.2 (96.3-98.0) |
| Hypertension / renal vascular disease | 98.5 (97.9-99.2)                     | 97.5 (96.7-98.4) | 93.5 (92.1-94.9) | 99.1 (98.6-99.6)   | 97.9 (97.2-98.6) |
| Glomerulonephritis                    | 99.3 (99.0-99.7)                     | 98.8 (98.3-99.2) | 96.2 (95.4-97.0) | 99.2 (98.8-99.5)   | 98.4 (98.0-98.9) |
| Other causes                          | 99.1 (98.8-99.3)                     | 98.4 (98.0-98.7) | 95.1 (94.5-95.7) | 99.3 (99.1-99.5)   | 98.6 (98.3-98.9) |
| All                                   | 99.0 (98.8-99.2)                     | 98.2 (98.0-98.5) | 94.6 (94.2-95.1) | 99.2 (99.0-99.3)   | 98.4 (98.1-98.6) |

*\* Based on data from Austria, Belgium (Dutch-speaking), Belgium (French-speaking), Denmark, Finland, France, Greece, Iceland, Norway, Spain (Andalusia), Spain (Aragon), Spain (Asturias), Spain (Basque country), Spain (Cantabria), Spain (Castile-La Mancha), Spain (Catalonia), Spain (Community of Madrid), Spain (Extremadura), Spain (Galicia), Sweden, the Netherlands, United Kingdom (England/Northern Ireland/Wales) and United Kingdom (Scotland)*

Table B.6.13  
**First graft (deceased donor), from day of transplant, unadjusted**  
*by age, sex, and primary renal disease*

|                                       | Survival probabilities as % (95% CI) |                  |                  |                    |                  |
|---------------------------------------|--------------------------------------|------------------|------------------|--------------------|------------------|
|                                       | cohort 2008 - 2012                   |                  |                  | cohort 2011 - 2015 |                  |
|                                       | 1 year                               | 2 year           | 5 year           | 1 year             | 2 year           |
| 0-19                                  | 93.0 (91.0-94.5)                     | 89.8 (87.7-91.6) | 84.4 (82.1-86.5) | 93.8 (91.9-95.3)   | 91.2 (89.1-93.0) |
| 20-44                                 | 94.4 (93.9-94.9)                     | 92.3 (91.7-92.9) | 86.0 (85.3-86.7) | 94.6 (94.1-95.0)   | 92.8 (92.2-93.3) |
| 45-64                                 | 91.8 (91.4-92.2)                     | 89.1 (88.6-89.5) | 80.2 (79.7-80.7) | 92.3 (92.0-92.7)   | 89.6 (89.2-90.0) |
| 65+                                   | 85.7 (84.9-86.4)                     | 81.1 (80.2-81.9) | 64.5 (63.7-65.3) | 86.2 (85.6-86.8)   | 81.3 (80.6-82.0) |
| Men                                   | 91.0 (90.6-91.4)                     | 87.9 (87.5-88.3) | 77.8 (77.3-78.2) | 91.3 (90.9-91.6)   | 88.0 (87.6-88.3) |
| Women                                 | 91.6 (91.1-92.0)                     | 89.0 (88.4-89.5) | 80.0 (79.4-80.6) | 91.6 (91.1-92.0)   | 89.0 (88.5-89.5) |
| Diabetes                              | 90.2 (89.4-91.0)                     | 86.6 (85.7-87.4) | 74.0 (73.1-74.9) | 89.9 (89.1-90.5)   | 86.0 (85.3-86.8) |
| Hypertension / renal vascular disease | 88.4 (87.4-89.3)                     | 84.7 (83.7-85.7) | 71.7 (70.6-72.8) | 88.8 (87.9-89.6)   | 84.8 (83.9-85.7) |
| Glomerulonephritis                    | 91.9 (91.2-92.5)                     | 89.0 (88.3-89.7) | 80.4 (79.6-81.2) | 92.5 (91.9-93.0)   | 89.6 (88.9-90.2) |
| Other causes                          | 91.9 (91.5-92.3)                     | 89.3 (88.9-89.8) | 80.9 (80.3-81.4) | 92.1 (91.7-92.5)   | 89.5 (89.1-89.9) |
| All                                   | 91.2 (90.9-91.5)                     | 88.3 (88.0-88.6) | 78.6 (78.2-79.0) | 91.4 (91.1-91.7)   | 88.3 (88.0-88.6) |

*\* Based on data from Austria, Belgium (Dutch-speaking), Belgium (French-speaking), Denmark, Finland, France, Greece, Iceland, Norway, Spain (Andalusia), Spain (Aragon), Spain (Asturias), Spain (Basque country), Spain (Cantabria), Spain (Castile-La Mancha), Spain (Catalonia), Spain (Community of Madrid), Spain (Extremadura), Spain (Galicia), Sweden, the Netherlands, United Kingdom (England/Northern Ireland/Wales) and United Kingdom (Scotland)*



Table B.6.14  
**First graft (deceased donor), from day of transplant, adjusted**  
*adjusted for age, sex, and primary renal disease*

|                                       | Survival probabilities as % (95% CI) |                  |                  |                    |                  |
|---------------------------------------|--------------------------------------|------------------|------------------|--------------------|------------------|
|                                       | cohort 2008 - 2012                   |                  |                  | cohort 2011 - 2015 |                  |
|                                       | 1 year                               | 2 year           | 5 year           | 1 year             | 2 year           |
| 0-19                                  | 92.4 (90.4-94.4)                     | 89.0 (86.7-91.4) | 83.2 (80.4-86.0) | 93.3 (91.4-95.2)   | 90.5 (88.3-92.8) |
| 20-44                                 | 94.5 (94.0-95.0)                     | 92.5 (91.9-93.1) | 86.3 (85.5-87.1) | 94.7 (94.2-95.1)   | 92.9 (92.3-93.4) |
| 45-64                                 | 92.0 (91.5-92.4)                     | 89.3 (88.8-89.8) | 80.6 (80.0-81.2) | 92.5 (92.1-92.9)   | 89.9 (89.4-90.3) |
| 65+                                   | 86.4 (85.6-87.3)                     | 81.9 (81.0-82.9) | 65.9 (64.7-67.1) | 86.9 (86.2-87.7)   | 82.2 (81.4-83.0) |
| Men                                   | 92.6 (92.2-92.9)                     | 89.9 (89.4-90.3) | 81.0 (80.4-81.6) | 93.2 (92.8-93.5)   | 90.5 (90.1-90.9) |
| Women                                 | 92.6 (92.1-93.0)                     | 90.2 (89.7-90.8) | 82.1 (81.4-82.8) | 93.0 (92.6-93.4)   | 90.8 (90.3-91.3) |
| Diabetes                              | 91.5 (90.8-92.3)                     | 88.3 (87.4-89.1) | 76.8 (75.7-78.0) | 91.8 (91.2-92.5)   | 88.7 (87.9-89.4) |
| Hypertension / renal vascular disease | 91.2 (90.3-92.1)                     | 88.3 (87.3-89.3) | 77.7 (76.4-79.0) | 92.1 (91.3-92.8)   | 89.1 (88.3-90.0) |
| Glomerulonephritis                    | 92.7 (92.1-93.3)                     | 90.0 (89.3-90.8) | 82.1 (81.2-83.1) | 93.5 (92.9-94.0)   | 91.0 (90.3-91.6) |
| Other causes                          | 92.8 (92.4-93.2)                     | 90.5 (90.0-90.9) | 82.7 (82.0-83.3) | 93.3 (92.9-93.7)   | 91.1 (90.6-91.5) |
| All                                   | 92.6 (92.3-92.9)                     | 90.0 (89.7-90.4) | 81.4 (80.9-81.9) | 93.1 (92.9-93.4)   | 90.6 (90.3-91.0) |

*\* Based on data from Austria, Belgium (Dutch-speaking), Belgium (French-speaking), Denmark, Finland, France, Greece, Iceland, Norway, Spain (Andalusia), Spain (Aragon), Spain (Asturias), Spain (Basque country), Spain (Cantabria), Spain (Castile-La Mancha), Spain (Catalonia), Spain (Community of Madrid), Spain (Extremadura), Spain (Galicia), Sweden, the Netherlands, United Kingdom (England/Northern Ireland/Wales) and United Kingdom (Scotland)*

Table B.6.15  
**First graft (living donor), from day of transplant, unadjusted**  
*by age, sex, and primary renal disease*

|                                       | Survival probabilities as % (95% CI) |                  |                  |                    |                  |
|---------------------------------------|--------------------------------------|------------------|------------------|--------------------|------------------|
|                                       | cohort 2008 - 2012                   |                  |                  | cohort 2011 - 2015 |                  |
|                                       | 1 year                               | 2 year           | 5 year           | 1 year             | 2 year           |
| 0-19                                  | 97.2 (95.3-98.4)                     | 96.4 (94.3-97.7) | 91.4 (88.7-93.4) | 96.8 (95.0-98.0)   | 95.1 (92.9-96.6) |
| 20-44                                 | 97.0 (96.5-97.5)                     | 95.6 (95.0-96.2) | 89.6 (88.7-90.4) | 97.4 (96.9-97.8)   | 96.2 (95.6-96.7) |
| 45-64                                 | 96.0 (95.5-96.6)                     | 94.3 (93.7-95.0) | 87.5 (86.6-88.3) | 96.8 (96.3-97.2)   | 95.0 (94.4-95.5) |
| 65+                                   | 94.2 (92.6-95.5)                     | 90.4 (88.6-92.0) | 76.4 (74.2-78.4) | 95.4 (94.2-96.4)   | 92.2 (90.7-93.4) |
| Men                                   | 96.3 (95.9-96.8)                     | 94.9 (94.3-95.4) | 87.8 (87.1-88.5) | 96.8 (96.4-97.2)   | 95.3 (94.8-95.7) |
| Women                                 | 96.3 (95.7-96.9)                     | 94.1 (93.3-94.8) | 87.0 (86.0-87.9) | 96.9 (96.4-97.4)   | 94.9 (94.2-95.5) |
| Diabetes                              | 93.9 (92.1-95.2)                     | 91.8 (89.9-93.3) | 78.4 (76.1-80.6) | 94.8 (93.2-96.0)   | 92.0 (90.2-93.4) |
| Hypertension / renal vascular disease | 95.2 (93.6-96.5)                     | 92.9 (91.0-94.3) | 83.8 (81.5-85.8) | 96.5 (95.2-97.4)   | 93.6 (92.0-94.9) |
| Glomerulonephritis                    | 96.3 (95.5-96.9)                     | 94.6 (93.7-95.3) | 87.6 (86.4-88.7) | 97.0 (96.3-97.5)   | 95.3 (94.5-96.0) |
| Other causes                          | 96.8 (96.4-97.3)                     | 95.3 (94.7-95.8) | 89.3 (88.6-90.0) | 97.1 (96.6-97.5)   | 95.6 (95.1-96.1) |
| All                                   | 96.3 (96.0-96.7)                     | 94.6 (94.2-95.0) | 87.5 (86.9-88.1) | 96.9 (96.5-97.2)   | 95.1 (94.7-95.5) |

*\* Based on data from Austria, Belgium (Dutch-speaking), Belgium (French-speaking), Denmark, Finland, France, Greece, Iceland, Norway, Spain (Andalusia), Spain (Aragon), Spain (Asturias), Spain (Basque country), Spain (Cantabria), Spain (Castile-La Mancha), Spain (Catalonia), Spain (Community of Madrid), Spain (Extremadura), Spain (Galicia), Sweden, the Netherlands, United Kingdom (England/Northern Ireland/Wales) and United Kingdom (Scotland)*

Table B.6.16  
**First graft (living donor), from day of transplant, adjusted**  
*adjusted for age, sex, and primary renal disease*

|                                       | Survival probabilities as % (95% CI) |                  |                  |                    |                  |
|---------------------------------------|--------------------------------------|------------------|------------------|--------------------|------------------|
|                                       | cohort 2008 - 2012                   |                  |                  | cohort 2011 - 2015 |                  |
|                                       | 1 year                               | 2 year           | 5 year           | 1 year             | 2 year           |
| 0-19                                  | 96.8 (95.1-98.5)                     | 96.1 (94.2-98.0) | 90.5 (87.7-93.5) | 96.3 (94.6-98.1)   | 94.2 (92.1-96.5) |
| 20-44                                 | 96.8 (96.3-97.4)                     | 95.4 (94.7-96.1) | 89.0 (88.0-90.0) | 97.3 (96.8-97.8)   | 96.1 (95.5-96.7) |
| 45-64                                 | 96.1 (95.6-96.7)                     | 94.5 (93.8-95.2) | 87.5 (86.5-88.5) | 96.7 (96.3-97.2)   | 94.9 (94.3-95.6) |
| 65+                                   | 94.0 (92.5-95.6)                     | 90.4 (88.5-92.4) | 76.9 (74.1-79.7) | 95.2 (94.0-96.4)   | 92.0 (90.5-93.6) |
| Men                                   | 96.2 (95.7-96.7)                     | 94.8 (94.2-95.4) | 87.4 (86.5-88.3) | 96.7 (96.3-97.1)   | 95.2 (94.7-95.7) |
| Women                                 | 95.9 (95.3-96.6)                     | 93.5 (92.6-94.3) | 85.6 (84.4-86.8) | 96.6 (96.0-97.2)   | 94.4 (93.7-95.1) |
| Diabetes                              | 94.2 (92.6-95.8)                     | 92.2 (90.4-94.0) | 79.2 (76.5-82.0) | 95.1 (93.7-96.4)   | 92.4 (90.8-94.1) |
| Hypertension / renal vascular disease | 95.6 (94.2-97.0)                     | 93.3 (91.7-95.0) | 84.7 (82.3-87.2) | 96.7 (95.6-97.8)   | 94.0 (92.5-95.5) |
| Glomerulonephritis                    | 96.0 (95.2-96.8)                     | 94.1 (93.1-95.0) | 86.4 (85.0-87.8) | 96.7 (96.0-97.4)   | 94.9 (94.1-95.8) |
| Other causes                          | 96.6 (96.1-97.1)                     | 95.0 (94.4-95.6) | 88.7 (87.8-89.5) | 96.9 (96.5-97.4)   | 95.5 (94.9-96.0) |
| All                                   | 96.1 (95.7-96.5)                     | 94.3 (93.8-94.8) | 86.7 (86.0-87.4) | 96.7 (96.3-97.0)   | 94.9 (94.5-95.3) |

\* Based on data from Austria, Belgium (Dutch-speaking), Belgium (French-speaking), Denmark, Finland, France, Greece, Iceland, Norway, Spain (Andalusia), Spain (Aragon), Spain (Asturias), Spain (Basque country), Spain (Cantabria), Spain (Castile-La Mancha), Spain (Catalonia), Spain (Community of Madrid), Spain (Extremadura), Spain (Galicia), Sweden, the Netherlands, United Kingdom (England/Northern Ireland/Wales) and United Kingdom (Scotland)

Figure B.6.1  
**Adjusted patient survival by primary renal disease: Incident RRT patients**  
*from day 1, adjusted for age and sex*

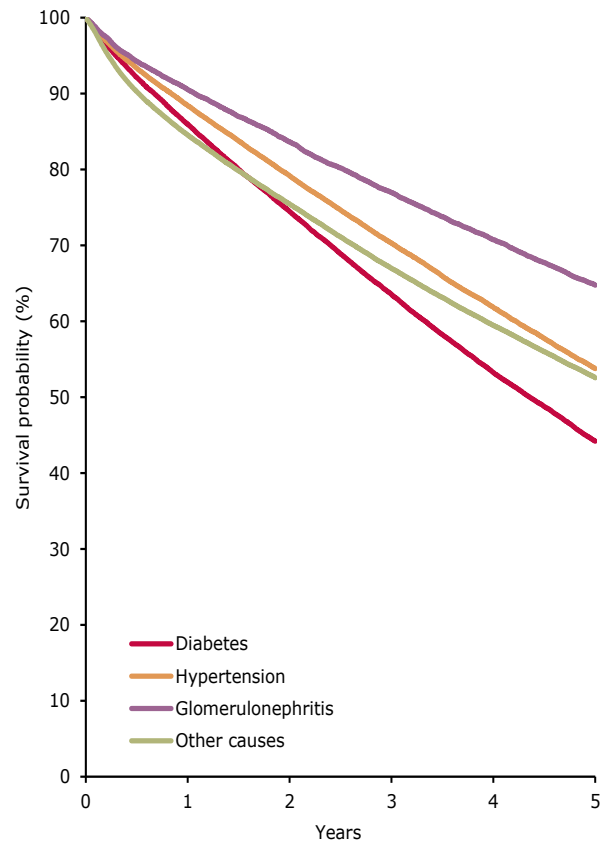


Figure B.6.2  
**Adjusted patient survival by modality: Incident dialysis patients**  
*from day 91, adjusted for age, sex, and primary renal disease*

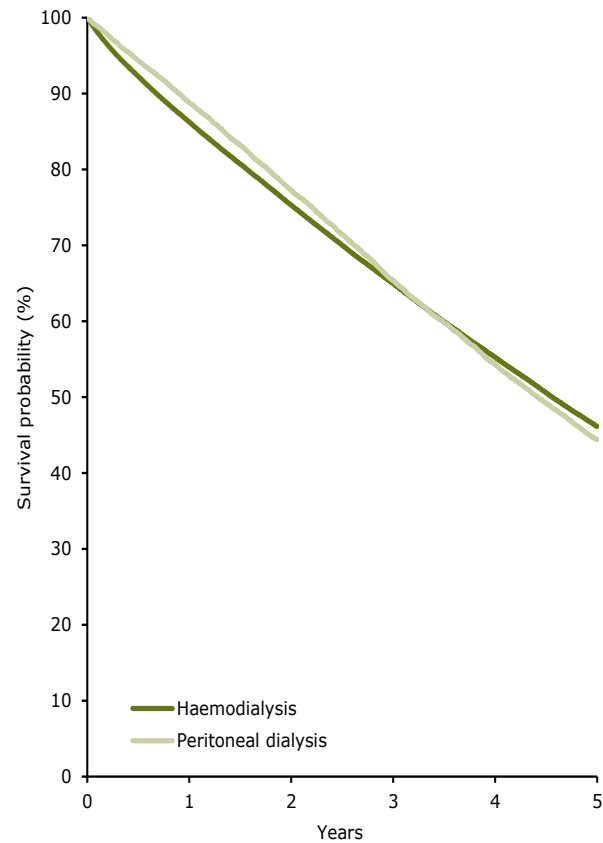
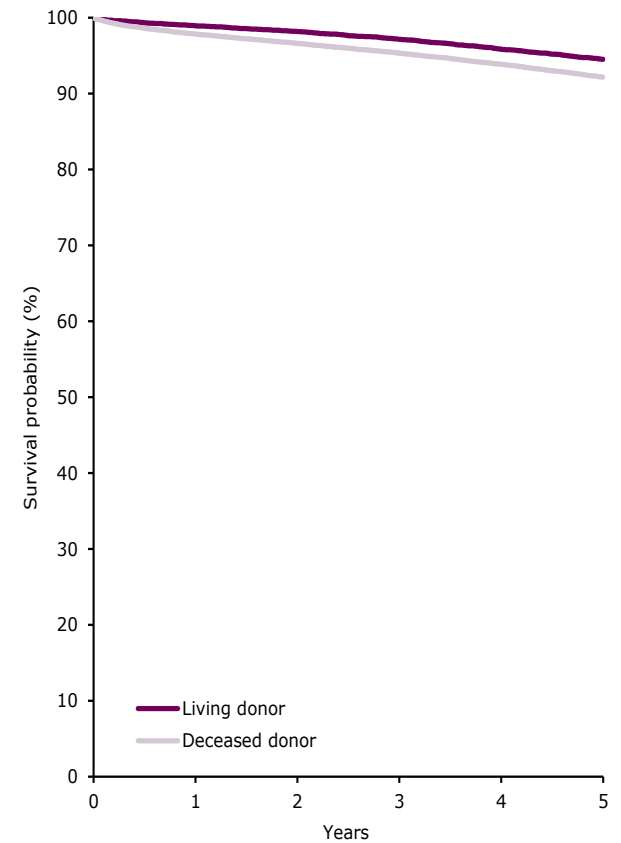
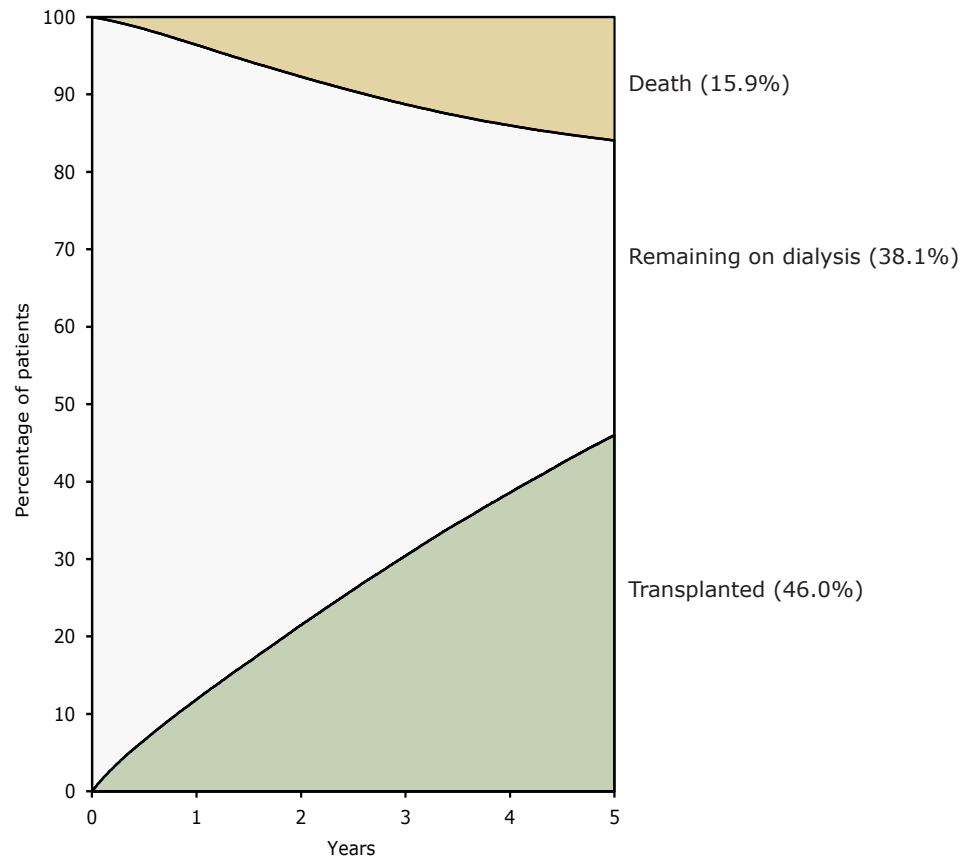


Figure B.6.3  
**Adjusted patient survival by donor type: Patients receiving a first kidney transplant**  
*from day of transplant, adjusted for age, sex, and primary renal disease*



*Survival on dialysis was examined using the Cox regression method, with transplantation as a censored observation (see methods)*

Figure B.6.4  
**Adjusted cumulative incidence of death and receiving a kidney transplant: Incident dialysis patients**  
*from day 1, adjusted for age, sex and primary renal disease*



*Survival on dialysis was examined using the Fine and Gray competing risk method, with transplantation as a competing event (see methods)*

Table B.7.1

**Expected remaining lifetimes (years) of the general population (cohort 2013-2017) and of prevalent dialysis and kidney transplant patients (cohort 2013-2017)**

*by age and sex*

| General population |      |      |       | ESRD: Dialysis |      |      |       | ESRD: Transplant |      |      |       |
|--------------------|------|------|-------|----------------|------|------|-------|------------------|------|------|-------|
| Age                | All  | Men  | Women | Age            | All  | Men  | Women | Age              | All  | Men  | Women |
| 0                  | 81.5 | 79.0 | 83.8  | 0-19           | 39.0 | 39.8 | 37.8  | 0-19             | 62.9 | 62.7 | 63.5  |
| 5                  | 76.8 | 74.4 | 79.1  |                |      |      |       |                  |      |      |       |
| 10                 | 71.8 | 69.4 | 74.2  |                |      |      |       |                  |      |      |       |
| 15                 | 66.8 | 64.4 | 69.2  |                |      |      |       |                  |      |      |       |
| 20                 | 61.9 | 59.5 | 64.2  | 20-24          | 21.6 | 22.3 | 20.6  | 20-24            | 43.7 | 43.2 | 44.5  |
| 25                 | 57.0 | 54.7 | 59.3  | 25-29          | 18.8 | 19.2 | 18.1  | 25-29            | 39.3 | 38.8 | 40.2  |
| 30                 | 52.1 | 49.8 | 54.4  | 30-34          | 16.2 | 16.3 | 16.0  | 30-34            | 35.0 | 34.6 | 35.9  |
| 35                 | 47.3 | 45.0 | 49.5  | 35-39          | 13.9 | 13.9 | 13.8  | 35-39            | 30.7 | 30.3 | 31.5  |
| 40                 | 42.5 | 40.2 | 44.6  | 40-44          | 11.9 | 11.8 | 12.1  | 40-44            | 26.7 | 26.2 | 27.6  |
| 45                 | 37.7 | 35.5 | 39.8  | 45-49          | 10.1 | 9.9  | 10.5  | 45-49            | 22.9 | 22.4 | 23.8  |
| 50                 | 33.0 | 30.9 | 35.0  | 50-54          | 8.5  | 8.4  | 8.9   | 50-54            | 19.2 | 18.6 | 20.1  |
| 55                 | 28.5 | 26.5 | 30.4  | 55-59          | 7.3  | 7.1  | 7.6   | 55-59            | 15.9 | 15.4 | 16.7  |
| 60                 | 24.2 | 22.3 | 25.9  | 60-64          | 6.2  | 6.0  | 6.5   | 60-64            | 12.9 | 12.5 | 13.5  |
| 65                 | 20.1 | 18.4 | 21.6  | 65-69          | 5.4  | 5.3  | 5.6   | 65-69            | 10.2 | 9.8  | 10.7  |
| 70                 | 16.1 | 14.6 | 17.4  | 70-74          | 4.7  | 4.6  | 4.9   | 70-74            | 7.8  | 7.6  | 8.2   |
| 75                 | 12.5 | 11.2 | 13.4  | 75-79          | 4.0  | 3.9  | 4.2   | 75-79            | 5.8  | 5.7  | 5.9   |
| 80                 | 9.1  | 8.2  | 9.8   | 80-84          | 3.3  | 3.3  | 3.4   | 80-84            | 3.7  | 3.7  | 3.9   |
| 85                 | 6.3  | 5.7  | 6.7   | 85-89          | 2.2  | 2.2  | 2.2   |                  |      |      |       |

*Based on data from Austria, Belgium (Dutch-speaking), Belgium (French-speaking), Denmark, Finland, France, Greece, Iceland, Norway, Spain (Andalusia), Spain (Aragon), Spain (Asturias), Spain (Basque Country), Spain (Cantabria), Spain (Castile and León), Spain (Castile-La Mancha), Spain (Catalonia), Spain (Community of Madrid), Spain (Extremadura), Spain (Galicia), Sweden, the Netherlands, United Kingdom (England, Northern Ireland and Wales), United Kingdom (Scotland)*

**Section C: Aggregated data reference tables**

Table C.1.1  
**General population data and number of renal centres**

|                           | General population<br>of country/region<br>in thousands | % Coverage of general<br>population by the registry | Total number of<br>renal centres<br>of country/region | Number of renal centres<br>collaborating with the registry |
|---------------------------|---------------------------------------------------------|-----------------------------------------------------|-------------------------------------------------------|------------------------------------------------------------|
| Albania                   | 2876                                                    | 99.0                                                | 14                                                    | 13                                                         |
| Belarus                   | 9492                                                    | 100                                                 | 48                                                    | 48                                                         |
| Bulgaria                  | 7050                                                    | 100                                                 | 80                                                    | 80                                                         |
| Croatia                   | 4125                                                    | 90.0                                                | 44                                                    | 39                                                         |
| Cyprus                    | 864                                                     | 100                                                 | 7                                                     | 7                                                          |
| Czech Republic            | 10610                                                   | 93.5                                                | 108                                                   | 101                                                        |
| Georgia                   | 3726                                                    | 100                                                 | 25                                                    | 25                                                         |
| Israel                    | 8713                                                    | 100                                                 | 76                                                    | 76                                                         |
| Italy (8 of 20 regions) § | 26564                                                   | 99.0                                                | 192                                                   | 192                                                        |
| Kosovo                    | 1740                                                    | 97.0                                                | 9                                                     | 8                                                          |
| Latvia                    | 1934                                                    | 80.0                                                | 28                                                    | 23                                                         |
| Lithuania                 | 2848                                                    | 100                                                 | 63                                                    | 63                                                         |
| North Macedonia           | 2022                                                    | 100                                                 | 23                                                    | 23                                                         |
| Poland                    | 38430                                                   | 100                                                 | 284                                                   | 284                                                        |
| Portugal                  | 10310                                                   | 100                                                 | 123                                                   | 123                                                        |
| Russia                    | 146879                                                  | 97.0                                                | 557                                                   | 540                                                        |
| Slovakia                  | 5437                                                    | 100                                                 | 71                                                    | 71                                                         |
| Spain                     | 46572                                                   | 100                                                 | 351                                                   | 351                                                        |
| Tunisia, Sfax region ‡    | 990                                                     | 100                                                 | 17                                                    | 17                                                         |
| Turkey                    | 80811                                                   | 100                                                 | 1057                                                  | 1057                                                       |
| Ukraine                   | 42415                                                   | 100                                                 | 111                                                   | 111                                                        |

§ The 8 regions cover 43.9% of the general population of Italy

‡ Sfax region covers 8.7% of the general population of Tunisia



**C2 INCIDENT PATIENTS ACCEPTED FOR RRT IN 2017, AT DAY 1**

**Table C.2.1**  
**Incident counts and percentages by age and sex**  
*at day 1*

|                         | All      |          |          | 0-19 |   |     |   |       |   | 20-44 |    |      |    |       |    | 45-64 |    |      |    |       |    | 65-74 |    |      |    |       |    | 75+  |    |      |    |     |    |
|-------------------------|----------|----------|----------|------|---|-----|---|-------|---|-------|----|------|----|-------|----|-------|----|------|----|-------|----|-------|----|------|----|-------|----|------|----|------|----|-----|----|
|                         | All      | Men      | Women    | All  |   | Men |   | Women |   | All   |    | Men  |    | Women |    | All   |    | Men  |    | Women |    | All   |    | Men  |    | Women |    |      |    |      |    |     |    |
|                         | N (100%) | N (100%) | N (100%) | N    | % | N   | % | N     | % | N     | %  | N    | %  | N     | %  | N     | %  | N    | %  | N     | %  | N     | %  | N    | %  | N     | %  |      |    |      |    |     |    |
| Albania                 | 255      | 166      | 89       | 6    | 2 | 4   | 2 | 2     | 2 | 56    | 22 | 38   | 23 | 18    | 20 | 108   | 42 | 68   | 41 | 40    | 45 | 58    | 23 | 40   | 24 | 18    | 20 | 27   | 11 | 16   | 10 | 11  | 12 |
| Belarus                 | 952      | 551      | 401      | 8    | 1 | 6   | 1 | 2     | 0 | 229   | 24 | 142  | 26 | 87    | 22 | 390   | 41 | 249  | 45 | 141   | 35 | 237   | 25 | 115  | 21 | 122   | 30 | 88   | 9  | 39   | 7  | 49  | 12 |
| Bulgaria                | 1195     | 657      | 538      |      |   |     |   |       |   |       |    |      |    |       |    |       |    |      |    |       |    |       |    |      |    |       |    |      |    |      |    |     |    |
| Croatia                 | 710      | 449      | 261      | 0    | 0 | 0   | 0 | 0     | 0 | 67    | 9  | 45   | 10 | 22    | 8  | 272   | 38 | 176  | 39 | 96    | 37 | 204   | 29 | 131  | 29 | 73    | 28 | 167  | 24 | 97   | 22 | 70  | 27 |
| Cyprus                  | 204      | 141      | 63       | 0    | 0 | 0   | 0 | 0     | 0 | 9     | 4  | 7    | 5  | 2     | 3  | 64    | 31 | 39   | 28 | 25    | 40 | 69    | 34 | 51   | 36 | 18    | 29 | 62   | 30 | 44   | 31 | 18  | 29 |
| Czech Republic †        | 2301     |          |          |      |   |     |   |       |   |       |    |      |    |       |    |       |    |      |    |       |    |       |    |      |    |       |    |      |    |      |    |     |    |
| Georgia                 | 782      | 528      | 254      | 10   | 1 | 5   | 1 | 5     | 2 | 96    | 12 | 65   | 12 | 31    | 12 | 323   | 41 | 221  | 42 | 102   | 40 | 222   | 28 | 153  | 29 | 69    | 27 | 131  | 17 | 84   | 16 | 47  | 19 |
| Israel                  | 1683     | 1104     | 579      | 40   | 2 | 24  | 2 | 16    | 3 | 147   | 9  | 96   | 9  | 51    | 9  | 493   | 29 | 335  | 30 | 158   | 27 | 493   | 29 | 336  | 30 | 157   | 27 | 510  | 30 | 313  | 28 | 197 | 34 |
| Italy (8 of 20 regions) | 3722     | 2444     | 1278     | 16   | 0 | 11  | 0 | 5     | 0 | 267   | 7  | 171  | 7  | 96    | 8  | 945   | 25 | 635  | 26 | 310   | 24 | 1005  | 27 | 684  | 28 | 321   | 25 | 1489 | 40 | 943  | 39 | 546 | 43 |
| Kosovo                  | 321      | 187      | 134      | 6    | 2 | 3   | 2 | 3     | 2 | 24    | 7  | 14   | 7  | 10    | 7  | 122   | 38 | 73   | 39 | 49    | 37 | 100   | 31 | 49   | 26 | 51    | 38 | 69   | 21 | 48   | 26 | 21  | 16 |
| Latvia                  | 177      | 108      | 69       | 1    | 1 | 0   | 0 | 1     | 1 | 18    | 10 | 10   | 9  | 8     | 12 | 79    | 45 | 53   | 49 | 26    | 38 | 46    | 26 | 21   | 19 | 25    | 36 | 33   | 19 | 24   | 22 | 9   | 13 |
| Lithuania               | 341      | 191      | 150      | 0    | 0 | 0   | 0 | 0     | 0 | 53    | 16 | 32   | 17 | 21    | 14 | 131   | 38 | 76   | 40 | 55    | 37 | 67    | 20 | 39   | 20 | 28    | 19 | 90   | 26 | 44   | 23 | 46  | 31 |
| North Macedonia         | 365      | 211      | 154      | 2    | 1 | 1   | 0 | 1     | 1 | 36    | 10 | 25   | 12 | 11    | 7  | 149   | 41 | 87   | 41 | 62    | 40 | 96    | 26 | 57   | 27 | 39    | 25 | 82   | 22 | 41   | 19 | 41  | 27 |
| Poland †                | 6550     |          |          |      |   |     |   |       |   |       |    |      |    |       |    |       |    |      |    |       |    |       |    |      |    |       |    |      |    |      |    |     |    |
| Portugal                | 2372     |          |          |      |   |     |   |       |   |       |    |      |    |       |    |       |    |      |    |       |    |       |    |      |    |       |    |      |    |      |    |     |    |
| Russia †                | 9495     | 4969     | 4526     | 220  | 2 | 162 | 3 | 58    | 1 | 2066  | 22 | 1157 | 23 | 909   | 20 | 4579  | 48 | 2557 | 51 | 2022  | 45 | 2088  | 22 | 877  | 18 | 1211  | 27 | 542  | 6  | 216  | 4  | 326 | 7  |
| Slovakia †              | 927      | 583      | 344      | 6    | 1 | 1   | 0 | 5     | 1 | 108   | 12 | 67   | 11 | 41    | 12 | 339   | 37 | 225  | 39 | 114   | 33 | 307   | 33 | 197  | 34 | 110   | 32 | 167  | 18 | 93   | 16 | 74  | 22 |
| Spain §                 | 6567     | 4431     | 2136     | 41   | 1 | 30  | 1 | 11    | 1 | 637   | 10 | 405  | 9  | 232   | 11 | 2027  | 31 | 1374 | 31 | 653   | 31 | 1883  | 29 | 1322 | 30 | 561   | 26 | 1979 | 30 | 1300 | 29 | 679 | 32 |
| Tunisia, Sfax region †  | 239      | 149      | 90       | 3    | 1 | 0   | 0 | 3     | 3 | 31    | 13 | 18   | 12 | 13    | 14 | 88    | 37 | 63   | 42 | 25    | 28 | 58    | 24 | 36   | 24 | 22    | 24 | 59   | 25 | 32   | 21 | 27  | 30 |
| Turkey                  | 11837    |          |          |      |   |     |   |       |   |       |    |      |    |       |    |       |    |      |    |       |    |       |    |      |    |       |    |      |    |      |    |     |    |
| Ukraine #               | 1551     |          |          | 12   | 1 |     |   |       |   | 539   | 35 |      |    |       |    | 710   | 46 |      |    |       |    | 242   | 16 |      |    | 48    | 3  |      |    |      |    |     |    |

*Categories may not add up because of missing values or rounding off*

*When cells are left empty, the data are unavailable*

*† Data include dialysis patients only*

*§ Data presented in the column 0-19 refer to patients aged 0-14 years and data presented in the column 20-44 refer to patients aged 15-44 years*

*# Data presented in the column 0-19 refer to patients aged 18-19 years*

Table C.2.2  
Incidence per million (age-related) population by age and sex, unadjusted  
at day 1

|                         | All   |       |       | 0-19  |       |       | 20-44 |       |       | 45-64 |       |       | 65-74  |        |        | 75+    |        |        |
|-------------------------|-------|-------|-------|-------|-------|-------|-------|-------|-------|-------|-------|-------|--------|--------|--------|--------|--------|--------|
|                         | All   | Men   | Women | All   | Men   | Women | All   | Men   | Women | All   | Men   | Women | All    | Men    | Women  | All    | Men    | Women  |
|                         | Pmp   | Pmp   | Pmp   | Pmarp | Pmarp | Pmarp | Pmarp | Pmarp | Pmarp | Pmarp | Pmarp | Pmarp | Pmarp  | Pmarp  | Pmarp  | Pmarp  | Pmarp  | Pmarp  |
| Albania                 | 89.6  | 115.4 | 63.2  | 8.1   | 10.5  | 5.6   | 56.2  | 74.1  | 37.3  | 145.3 | 185.6 | 106.0 | 262.7  | 367.3  | 160.9  | 179.4  | 227.6  | 137.2  |
| Belarus                 | 100.3 | 124.6 | 79.1  | 3.9   | 5.7   | 2.0   | 68.1  | 83.8  | 52.2  | 146.6 | 205.6 | 97.2  | 306.6  | 392.5  | 254.2  | 136.0  | 229.4  | 102.7  |
| Bulgaria                | 169.5 | 192.0 | 148.3 |       |       |       |       |       |       |       |       |       |        |        |        |        |        |        |
| Croatia                 | 191.2 | 250.7 | 135.8 | 0     | 0     | 0     | 56.2  | 74.3  | 37.5  | 259.4 | 343.7 | 179.0 | 519.9  | 754.2  | 333.8  | 484.5  | 792.5  | 314.9  |
| Cyprus                  | 236.1 | 334.9 | 142.2 | 0     | 0     | 0     | 27.4  | 44.0  | 11.8  | 307.7 | 382.4 | 235.8 | 862.5  | 1342.1 | 428.6  | 1087.7 | 1760.0 | 562.5  |
| Czech Republic †        | 231.9 |       |       |       |       |       |       |       |       |       |       |       |        |        |        |        |        |        |
| Georgia                 | 209.9 | 295.7 | 130.9 | 10.5  | 10.1  | 11.1  | 75.5  | 102.2 | 48.8  | 334.0 | 492.5 | 196.8 | 784.0  | 1325.9 | 411.3  | 511.4  | 956.4  | 279.2  |
| Israel                  | 193.2 | 255.5 | 131.8 | 12.7  | 14.9  | 10.4  | 50.2  | 65.4  | 35.0  | 300.1 | 419.9 | 187.0 | 856.1  | 1252.3 | 510.4  | 1208.2 | 1794.7 | 795.3  |
| Italy (8 of 20 regions) | 140.1 | 189.1 | 93.7  | 3.3   | 4.4   | 2.1   | 33.8  | 42.7  | 24.6  | 120.5 | 165.6 | 77.4  | 343.8  | 496.3  | 207.8  | 485.3  | 773.1  | 295.4  |
| Kosovo                  | 190.2 | 220.1 | 159.9 | 9.3   | 9.0   | 9.7   | 37.2  | 43.3  | 31.0  | 427.8 | 519.0 | 339.0 | 1321.7 | 1329.4 | 1314.4 | 1823.9 | 2910.9 | 984.1  |
| Latvia                  | 114.4 | 151.9 | 82.5  | 3.2   | 0     | 6.6   | 36.3  | 39.8  | 32.8  | 184.6 | 269.3 | 112.5 | 293.4  | 354.7  | 256.1  | 214.8  | 566.0  | 80.9   |
| Lithuania               | 119.7 | 145.6 | 97.7  | 0     | 0     | 0     | 58.2  | 69.7  | 46.6  | 161.1 | 203.8 | 125.0 | 243.6  | 375.0  | 163.7  | 327.3  | 543.2  | 237.1  |
| North Macedonia         | 180.5 | 207.9 | 152.9 | 3.4   | 3.3   | 3.5   | 47.3  | 64.3  | 29.6  | 326.8 | 386.7 | 268.4 | 657.5  | 838.2  | 500.0  | 1205.9 | 1413.8 | 1051.3 |
| Poland †                | 170.4 |       |       |       |       |       |       |       |       |       |       |       |        |        |        |        |        |        |
| Portugal                | 230.1 |       |       |       |       |       |       |       |       |       |       |       |        |        |        |        |        |        |
| Russia †                | 66.6  | 75.2  | 59.2  | 7.0   | 10.0  | 3.8   | 40.1  | 45.0  | 35.2  | 118.9 | 147.6 | 95.4  | 181.5  | 203.4  | 168.5  | 58.3   | 85.4   | 48.2   |
| Slovakia †              | 170.5 | 219.8 | 123.5 | 5.4   | 1.7   | 9.2   | 52.7  | 63.8  | 41.0  | 233.1 | 316.5 | 153.4 | 620.2  | 929.2  | 388.7  | 521.9  | 877.4  | 345.8  |
| Spain §                 | 141.0 | 194.1 | 90.0  | 5.9   | 8.4   | 3.2   | 35.8  | 44.8  | 26.4  | 155.6 | 213.0 | 99.3  | 428.0  | 641.4  | 239.8  | 453.5  | 761.6  | 255.6  |
| Tunisia, Sfax region †  | 241.5 | 303.1 | 180.7 | 6.1   | 0     | 19.9  | 62.2  | 97.5  | 66.0  | 414.9 | 601.9 | 232.7 | 1194.7 | 1521.3 | 884.2  | 1712.5 | 1966.9 | 1484.9 |
| Turkey                  | 146.5 |       |       |       |       |       |       |       |       |       |       |       |        |        |        |        |        |        |
| Ukraine                 | 36.6  |       |       | 1.4   |       |       | 34.7  |       |       | 61.2  |       |       | 67.8   |        |        | 14.5   |        |        |

When cells are left empty, the data are unavailable

† Data include dialysis patients only

§ Data presented in the column 0-19 refer to patients aged 0-14 years and data presented in the column 20-44 refer to patients aged 15-44 years

Table C.2.3  
**Sex, mean age, and median age of incident patients**  
*at day 1*

|                         | All |              |      |                |      |      | Men  |              |      |                |      |      | Women |              |      |                |      |      |
|-------------------------|-----|--------------|------|----------------|------|------|------|--------------|------|----------------|------|------|-------|--------------|------|----------------|------|------|
|                         | %   | Mean (years) | SD   | Median (years) | P25  | P75  | %    | Mean (years) | SD   | Median (years) | P25  | P75  | %     | Mean (years) | SD   | Median (years) | P25  | P75  |
| Albania                 | 100 | 51.2         | 15.4 | 52.1           | 26.9 | 73.8 | 65.1 | 55.1         | 15.5 | 57.5           | 28.3 | 77.6 | 34.9  | 47.2         | 15.4 | 46.1           | 25.4 | 68.4 |
| Belarus                 | 100 |              |      |                |      |      | 57.9 |              |      |                |      |      | 42.1  |              |      |                |      |      |
| Bulgaria                | 100 |              |      |                |      |      | 55.0 |              |      |                |      |      | 45.0  |              |      |                |      |      |
| Croatia                 | 100 | 67.6         | 12.4 | 69.0           | 61.0 | 77.0 | 63.2 | 67.0         | 12.2 | 68.0           | 60.0 | 76.0 | 36.8  | 68.5         | 12.8 | 71.0           | 61.0 | 78.0 |
| Cyprus                  | 100 | 68.0         | 12.6 | 69.0           | 60.7 | 78.0 | 69.1 | 68.3         | 12.6 | 69.0           | 62.0 | 78.0 | 30.9  | 67.4         | 12.6 | 67.0           | 58.5 | 76.0 |
| Czech Republic          |     |              |      |                |      |      |      |              |      |                |      |      |       |              |      |                |      |      |
| Georgia                 | 100 | 60.9         | 14.7 | 63.3           | 52.6 | 70.6 | 67.5 | 61.0         | 14.3 | 63.5           | 52.8 | 70.6 | 32.5  | 60.8         | 15.7 | 63.0           | 53.0 | 71.2 |
| Israel                  | 100 | 65.6         | 16.6 | 68.4           | 57.7 | 77.3 | 65.6 | 65.4         | 16.3 | 68.1           | 57.6 | 76.6 | 34.4  | 66.0         | 17.3 | 69.3           | 58.0 | 78.2 |
| Italy (8 of 20 regions) | 100 | 68.9         | 14.9 | 71.8           | 60.4 | 79.6 | 65.7 | 68.7         | 13.3 | 71.5           | 60.5 | 79.3 | 34.3  | 69.2         | 15.0 | 72.4           | 60.6 | 80.0 |
| Kosovo                  | 100 | 62.9         | 14.8 | 65.0           | 57.0 | 73.0 | 58.3 | 63.3         | 14.4 | 65.0           | 57.5 | 75.0 | 41.7  | 62.4         | 15.1 | 65.0           | 56.0 | 72.0 |
| Latvia                  | 100 | 60.9         | 14.9 | 62.0           | 52.0 | 72.0 | 61.0 | 61.2         | 15.0 | 61.0           | 51.0 | 73.0 | 39.0  | 60.5         | 15.0 | 64.0           | 53.0 | 70.0 |
| Lithuania               | 100 | 61.7         | 16.4 | 62.7           | 51.1 | 76.1 | 56.0 | 60.4         | 16.3 | 61.5           | 50.0 | 74.2 | 44.0  | 63.3         | 16.2 | 63.6           | 52.8 | 78.3 |
| North Macedonia         | 100 | 62.7         | 14.1 | 63.0           | 55.0 | 73.0 | 57.8 | 61.6         | 14.3 | 63.0           | 53.0 | 72.0 | 42.2  | 64.2         | 13.8 | 65.0           | 57.0 | 75.0 |
| Poland                  |     |              |      |                |      |      |      |              |      |                |      |      |       |              |      |                |      |      |
| Portugal                |     |              |      |                |      |      |      |              |      |                |      |      |       |              |      |                |      |      |
| Russia †                | 100 | 55.8         | 15.2 | 58.0           | 45.0 | 66.0 | 52.3 | 53.3         | 14.7 | 55.0           | 44.0 | 64.0 | 47.7  | 58.4         | 15.3 | 61.0           | 48.0 | 68.0 |
| Slovakia †              | 100 | 62.0         | 14.2 | 65.0           | 55.0 | 72.0 | 62.9 | 61.9         | 13.6 | 64.0           | 55.0 | 71.0 | 37.1  | 62.0         | 15.3 | 66.0           | 54.0 | 73.0 |
| Spain                   | 100 | 63.5         | 15.0 | 68.1           | 54.5 | 76.8 | 67.5 | 63.6         | 14.8 | 68.1           | 54.8 | 76.3 | 32.5  | 63.3         | 15.4 | 68.0           | 53.9 | 77.6 |
| Tunisia, Sfax region †  | 100 | 62.3         | 16.1 | 64.0           | 53.0 | 74.0 | 62.3 | 62.6         | 14.3 | 64.0           | 53.0 | 73.0 | 37.7  | 61.8         | 18.8 | 66.5           | 51.8 | 77.0 |
| Turkey                  |     |              |      |                |      |      |      |              |      |                |      |      |       |              |      |                |      |      |
| Ukraine                 | 100 | 52.2         | 14.0 | 55.0           | 41.0 | 63.0 | 52.3 | 52.3         | 13.7 | 55.0           | 42.0 | 62.0 | 52.1  | 52.1         | 14.5 | 55.0           | 40.0 | 64.0 |

*Categories may not add up because of missing values or rounding off*

*When cells are left empty, the data are unavailable*

*† Data include dialysis patients only*

Table C.2.4  
**Incidence per million population, adjusted**  
*at day 1, adjusted for age and sex*

|                         | All   | Men   | Women |
|-------------------------|-------|-------|-------|
|                         | Pmp   | Pmp   | Pmp   |
| Albania                 | 87.4  | 113.1 | 61.8  |
| Belarus                 |       |       |       |
| Bulgaria                |       |       |       |
| Croatia                 | 183.4 | 244.6 | 125.1 |
| Cyprus                  | 244.9 | 340.5 | 153.7 |
| Czech Republic          |       |       |       |
| Georgia                 | 255.0 | 371.2 | 144.2 |
| Israel                  | 295.7 | 391.1 | 204.7 |
| Italy (8 of 20 regions) | 121.8 | 162.4 | 83.0  |
| Kosovo                  | 429.4 | 493.6 | 368.2 |
| Latvia                  | 117.9 | 161.1 | 76.7  |
| Lithuania               | 121.7 | 154.8 | 90.2  |
| North Macedonia         | 282.2 | 314.9 | 251.0 |
| Poland                  |       |       |       |
| Portugal                |       |       |       |
| Russia †                | 71.1  | 83.1  | 59.1  |
| Slovakia †              | 168.7 | 207.9 | 131.3 |
| Spain                   | 128.5 | 172.0 | 83.5  |
| Tunisia, Sfax region †  | 374.8 | 460.7 | 292.8 |
| Turkey                  |       |       |       |
| Ukraine                 |       |       |       |

*When cells are left empty, the data are unavailable*

*† Data include dialysis patients only*

Table C.2.5  
Incidence per million population and percentages by primary renal disease, unadjusted  
at day 1

|                          | All   |     | GN   |      | PN   |      | PKD  |     | DM     |     |        |      |      |      | HT   |      | RVD  |      | Misc |      | Unkn  |      | Missing |      |
|--------------------------|-------|-----|------|------|------|------|------|-----|--------|-----|--------|------|------|------|------|------|------|------|------|------|-------|------|---------|------|
|                          | Pmp   | %   | Pmp  | %    | Pmp  | %    | Pmp  | %   | Type 1 |     | Type 2 |      | Both |      | Pmp  | %    | Pmp  | %    | Pmp  | %    | Pmp   | %    | Pmp     | %    |
|                          |       |     |      |      |      |      |      |     | Pmp    | %   | Pmp    | %    | Pmp  | %    |      |      |      |      |      |      |       |      |         |      |
| Albania                  | 89.6  | 100 | 15.5 | 17.3 | 14.0 | 15.7 | 4.6  | 5.1 | 1.1    | 1.2 | 16.9   | 18.8 | 17.9 | 20.0 | 9.5  | 10.6 | 1.4  | 1.6  | 14.4 | 16.1 | 12.3  | 13.7 | 0       | 0    |
| Belarus                  | 100.3 | 100 | 21.7 | 21.6 | 5.4  | 5.4  | 5.9  | 5.9 | 6.2    | 6.2 | 16.5   | 16.5 | 22.8 | 22.7 | 12.9 | 12.8 | 5.9  | 5.9  | 25.5 | 25.4 | 0.3   | 0.3  | 0       | 0    |
| Bulgaria                 | 169.5 | 100 | 22.4 | 13.2 | 13.2 | 7.8  | 12.3 | 7.3 |        |     |        |      | 45.7 | 26.9 | 26.1 | 15.4 | 18.0 | 10.6 | 20.6 | 12.1 | 7.2   | 4.3  | 4.0     | 2.3  |
| Croatia                  | 191.2 | 100 | 19.1 | 10.0 | 12.1 | 6.3  | 3.2  | 1.7 | 5.4    | 2.8 | 49.6   | 25.9 | 54.9 | 28.7 | 26.4 | 13.8 | 5.4  | 2.8  | 46.9 | 24.5 | 23.2  | 12.1 | 0       | 0    |
| Cyprus                   | 236.1 | 100 | 30.1 | 12.7 | 9.3  | 3.9  | 17.4 | 7.4 | 1.2    | 0.5 | 89.1   | 37.7 | 90.3 | 38.2 | 31.3 | 13.2 | 1.2  | 0.5  | 26.6 | 11.3 | 30.1  | 12.7 | 0       | 0    |
| Czech Republic           |       |     |      |      |      |      |      |     |        |     |        |      |      |      |      |      |      |      |      |      |       |      |         |      |
| Georgia                  | 209.9 | 100 | 5.1  | 2.4  | 18.8 | 9.0  | 17.4 | 8.3 | 13.7   | 6.5 | 38.4   | 18.3 | 52.1 | 24.8 | 25.2 | 12.0 | 9.1  | 4.3  | 8.9  | 4.2  | 67.6  | 32.2 | 5.6     | 2.7  |
| Israel                   | 193.2 | 100 | 12.9 | 6.7  | 3.2  | 1.7  | 4.0  | 2.1 | 9.2    | 4.8 | 80.2   | 41.5 | 89.4 | 46.3 | 20.3 | 10.5 | 1.6  | 0.8  | 21.1 | 10.9 | 29.8  | 15.4 | 10.8    | 5.6  |
| Italy (8 of 20 regions)  | 140.1 | 100 | 17.8 | 12.7 | 6.4  | 4.5  | 8.3  | 5.9 |        |     |        |      | 25.4 | 18.1 | 23.2 | 16.5 | 5.5  | 3.9  | 14.3 | 10.2 | 35.5  | 25.4 | 3.9     | 2.8  |
| Kosovo                   | 190.2 | 100 | 4.1  | 2.2  | 61.6 | 32.4 | 7.1  | 3.7 | 2.4    | 1.2 | 59.2   | 31.2 | 61.6 | 32.4 | 34.4 | 18.1 | 1.2  | 0.6  | 15.4 | 8.1  | 4.7   | 2.5  | 0       | 0    |
| Latvia                   | 114.4 | 100 | 19.4 | 16.9 | 11.0 | 9.6  | 7.8  | 6.8 | 5.2    | 4.5 | 13.6   | 11.9 | 18.7 | 16.4 | 11.6 | 10.2 | 0.6  | 0.6  | 19.4 | 16.9 | 25.9  | 22.6 | 0       | 0    |
| Lithuania                | 119.7 | 100 | 20.4 | 17.0 | 14.0 | 11.7 | 8.1  | 6.7 |        |     |        |      | 17.6 | 14.7 | 24.9 | 20.8 | 2.5  | 2.1  | 26.3 | 22.0 | 6.0   | 5.0  | 0       | 0    |
| North Macedonia          | 180.5 | 100 | 16.3 | 9.0  | 10.9 | 6.0  | 9.9  | 5.5 | 1.0    | 0.5 | 48.5   | 26.8 | 49.5 | 27.4 | 49.5 | 27.4 | 0    | 0    | 22.3 | 12.3 | 22.3  | 12.3 | 0       | 0    |
| Poland †                 | 170.4 | 100 | 25.6 | 15.0 | 4.1  | 2.4  | 7.3  | 4.3 |        |     |        |      | 38.3 | 22.4 | 24.1 | 14.1 | 1.4  | 0.8  | 16.7 | 9.8  | 28.9  | 17.0 | 24.1    | 14.2 |
| Portugal + &             | 230.1 | 100 | 24.5 | 10.7 |      |      | 12.3 | 5.4 |        |     |        |      | 73.0 | 31.7 | 34.0 | 14.8 |      |      | 45.4 | 19.7 | 37.3  | 16.2 | 3.4     | 1.5  |
| Russia †                 | 66.6  | 100 | 20.5 | 30.7 | 8.6  | 12.9 | 6.1  | 9.2 | 4.6    | 6.9 | 7.2    | 10.8 | 11.8 | 17.7 | 6.6  | 9.9  | 2.0  | 3.0  | 10.5 | 15.8 | 0.5   | 0.8  | 0       | 0    |
| Slovakia †               | 170.5 | 100 | 16.2 | 9.5  | 14.5 | 8.5  | 7.0  | 4.1 |        |     |        |      | 63.3 | 37.1 | 13.4 | 7.9  | 7.4  | 4.3  | 45.1 | 26.4 | 3.7   | 2.2  | 0       | 0    |
| Spain ¶                  | 141.0 | 100 | 18.1 | 12.8 | 10.0 | 7.1  | 9.3  | 6.6 |        |     |        |      | 33.8 | 23.9 | 18.3 | 12.9 |      |      | 21.2 | 15.0 | 30.5  | 21.6 | 0       | 0    |
| Tunisia, Sfax region † § | 241.5 | 100 | 19.2 | 7.9  | 32.3 | 13.4 | 10.1 | 4.2 |        |     |        |      | 66.7 | 27.6 |      |      | 10.1 | 4.2  | 0    | 0    | 103.1 | 42.7 | 0       | 0    |
| Turkey ‡                 | 146.5 | 100 | 1.5  | 1.0  | 0.3  | 0.2  | 0.7  | 0.5 | 0.6    | 0.4 | 8.1    | 5.6  | 8.7  | 5.9  | 6.4  | 4.4  | 0.2  | 0.1  | 2.0  | 1.4  | 3.5   | 2.4  | 123.1   | 84.0 |
| Ukraine +                | 36.6  | 100 | 11.1 | 30.4 | 4.6  | 12.6 | 2.9  | 8.0 | 3.3    | 9.0 | 4.4    | 12.1 | 7.7  | 21.1 | 2.8  | 7.6  |      |      | 3.6  | 9.8  | 0.2   | 0.6  | 3.6     | 9.9  |

Abbreviations used: GN: glomerulonephritis/sclerosis; PN: pyelonephritis; PKD: polycystic kidneys, adult type; DM: diabetes mellitus; HT: hypertension; RVD: renal vascular disease; Misc: miscellaneous; Unkn: unknown  
Categories may not add up because of rounding off

When cells are left empty, the data are unavailable

† Data include dialysis patients only

+ Renal vascular disease is not reported separately, but is included into miscellaneous

& Pyelonephritis is not reported separately, but is included into miscellaneous

¶ Renal vascular disease is not reported separately, but is included into hypertension

§ Hypertension is not reported separately, but is included into renal vascular disease

‡ Data on primary renal disease are available for 1893 dialysis patients (16.0%, total N=11837)

C2 INCIDENT PATIENTS ACCEPTED FOR RRT IN 2017, AT DAY 1

Table C.2.6  
**Incident counts by treatment modality**  
*at day 1*

|                         | All   | Haemodialysis          |         |                 |    |      |                        | Peritoneal dialysis |      |                    |             | Preemptive kidney transplant |                   |                    |             | Missing |
|-------------------------|-------|------------------------|---------|-----------------|----|------|------------------------|---------------------|------|--------------------|-------------|------------------------------|-------------------|--------------------|-------------|---------|
|                         |       | HD hospital/<br>centre | HD home | HD type<br>Unkn | HF | HDF  | Total<br>HD/<br>HF/HDF | APD                 | CAPD | PD<br>type<br>Unkn | Total<br>PD | Living<br>donor              | Deceased<br>donor | Tx<br>type<br>Unkn | Total<br>Tx |         |
|                         | N     | N                      | N       | N               | N  | N    | N                      | N                   | N    | N                  | N           | N                            | N                 | N                  | N           | N       |
| Albania                 | 255   | 242                    | 0       | 0               | 0  | 0    | 242                    | 0                   | 2    | 0                  | 2           | 4                            | 0                 | 0                  | 4           | 7       |
| Belarus                 | 952   | 827                    | 0       | 0               | 1  | 25   | 853                    | 4                   | 77   | 0                  | 81          | 1                            | 17                | 0                  | 18          | 0       |
| Bulgaria                | 1195  | 1004                   | 0       | 0               | 0  | 148  | 1152                   | 8                   | 11   | 0                  | 19          | 2                            | 3                 | 0                  | 5           | 19      |
| Croatia                 | 710   | 441                    | 0       | 0               | 0  | 167  | 608                    | 20                  | 63   | 0                  | 83          | 5                            | 12                | 0                  | 17          | 2       |
| Cyprus                  | 204   | 114                    | 0       | 0               | 0  | 58   | 172                    | 7                   | 24   | 0                  | 31          | 1                            | 0                 | 0                  | 1           | 0       |
| Czech Republic †        | 2301  |                        | 10      | 2197            |    |      | 2207                   |                     |      | 94                 | 94          |                              |                   |                    |             | 0       |
| Georgia                 | 782   | 745                    | 0       | 0               | 0  | 0    | 745                    | 37                  | 0    | 0                  | 37          | 0                            | 0                 | 0                  | 0           | 0       |
| Israel                  | 1683  | 1407                   | 0       | 0               | 0  | 31   | 1438                   | 18                  | 152  | 1                  | 171         | 62                           | 3                 | 9                  | 74          | 0       |
| Italy (8 of 20 regions) | 3722  | 2750                   | 10      | 5               | 32 | 306  | 3103                   | 263                 | 304  | 0                  | 567         | 15                           | 22                | 15                 | 52          | 0       |
| Kosovo                  | 321   | 317                    | 0       | 0               | 0  | 0    | 317                    | 0                   | 1    | 0                  | 1           | 3                            | 0                 | 0                  | 3           | 0       |
| Latvia                  | 177   | 136                    | 0       | 0               | 0  | 0    | 136                    |                     |      | 38                 | 38          | 2                            | 1                 | 0                  | 3           | 0       |
| Lithuania               | 341   | 323                    | 0       | 0               | 0  | 0    | 323                    |                     |      | 16                 | 16          |                              |                   | 2                  | 2           | 0       |
| North Macedonia         | 365   | 358                    | 0       | 0               | 0  | 0    | 358                    | 0                   | 0    | 0                  | 0           | 7                            | 0                 | 0                  | 7           | 0       |
| Poland †                | 6550  | 6145                   | 0       | 0               | 0  | 0    | 6145                   | 135                 | 270  | 0                  | 405         |                              |                   |                    |             | 0       |
| Portugal                | 2372  | 2113                   |         |                 |    |      | 2113                   |                     |      | 228                | 228         | 31                           | 0                 | 0                  | 31          | 0       |
| Russia †                | 9495  | 7364                   | 0       | 0               | 0  | 1383 | 8747                   | 126                 | 622  | 0                  | 748         |                              |                   |                    |             | 0       |
| Slovakia †              | 927   | 268                    | 0       | 0               | 0  | 629  | 897                    | 13                  | 17   | 0                  | 30          |                              |                   |                    |             |         |
| Spain                   | 6567  |                        |         | 5120            |    |      | 5120                   |                     |      | 1126               | 1126        |                              |                   | 321                | 321         | 0       |
| Tunisia, Sfax region †  | 239   | 235                    | 0       | 0               | 0  | 0    | 235                    | 3                   | 1    | 0                  | 4           |                              |                   |                    |             | 0       |
| Turkey                  | 11837 | 9468                   | 2       | 43              | 8  | 155  | 9676                   | 682                 | 194  | 0                  | 876         | 1267                         | 18                | 0                  | 1285        | 0       |
| Ukraine                 | 1551  | 952                    | 0       | 0               | 0  | 462  | 1414                   | 14                  | 123  | 0                  | 137         | 0                            | 0                 | 0                  | 0           | 0       |

Abbreviations used: HD: haemodialysis; Unkn: unknown; HF: haemofiltration; HDF: haemodiafiltration; APD: automated peritoneal dialysis; CAPD: continuous ambulatory peritoneal dialysis; PD: peritoneal dialysis; Tx: transplant  
 When cells are left empty, the data are unavailable

† Data include dialysis patients only

Table C.2.7  
Incidence per million population by treatment modality, unadjusted  
at day 1

|                         | All   | Haemodialysis             |            |                    |     |       |                        | Peritoneal dialysis |      |                    |             | Preemptive kidney transplant |                   |                    |             | Missing |
|-------------------------|-------|---------------------------|------------|--------------------|-----|-------|------------------------|---------------------|------|--------------------|-------------|------------------------------|-------------------|--------------------|-------------|---------|
|                         |       | HD<br>hospital/<br>centre | HD<br>home | HD<br>type<br>Unkn | HF  | HDF   | Total<br>HD/<br>HF/HDF | APD                 | CAPD | PD<br>type<br>Unkn | Total<br>PD | Living<br>donor              | Deceased<br>donor | Tx<br>type<br>Unkn | Total<br>Tx |         |
|                         | Pmp   | Pmp                       | Pmp        | Pmp                | Pmp | Pmp   | Pmp                    | Pmp                 | Pmp  | Pmp                | Pmp         | Pmp                          | Pmp               | Pmp                | Pmp         | Pmp     |
| Albania                 | 89.6  | 85.0                      | 0          | 0                  | 0   | 0     | 85.0                   | 0                   | 0.7  | 0                  | 0.7         | 1.4                          | 0                 | 0                  | 1.4         | 2.5     |
| Belarus                 | 100.3 | 87.1                      | 0          | 0                  | 0.1 | 2.6   | 89.9                   | 0.4                 | 8.1  | 0                  | 8.5         | 0.1                          | 1.8               | 0                  | 1.9         | 0       |
| Bulgaria                | 169.5 | 142.4                     | 0          | 0                  | 0   | 21.0  | 163.4                  | 1.1                 | 1.6  | 0                  | 2.7         | 0.3                          | 0.4               | 0                  | 0.7         | 2.7     |
| Croatia                 | 191.2 | 118.8                     | 0          | 0                  | 0   | 45.0  | 163.8                  | 5.4                 | 17.0 | 0                  | 22.4        | 1.3                          | 3.2               | 0                  | 4.6         | 0.5     |
| Cyprus                  | 236.1 | 131.9                     | 0          | 0                  | 0   | 67.1  | 199.1                  | 8.1                 | 27.8 | 0                  | 35.9        | 1.2                          | 0                 | 0                  | 1.2         | 0       |
| Czech Republic †        | 231.9 |                           | 1.0        | 221.5              |     |       | 222.5                  |                     |      | 9.5                | 9.5         |                              |                   |                    |             | 0       |
| Georgia                 | 209.9 | 199.9                     | 0          | 0                  | 0   | 0     | 199.9                  | 9.9                 | 0    | 0                  | 9.9         | 0                            | 0                 | 0                  | 0           | 0       |
| Israel                  | 193.2 | 161.5                     | 0          | 0                  | 0   | 3.6   | 165.0                  | 2.1                 | 17.4 | 0.1                | 19.6        | 7.1                          | 0.3               | 1.0                | 8.5         | 0       |
| Italy (8 of 20 regions) | 140.1 | 103.5                     | 0.4        | 0.2                | 1.2 | 11.5  | 116.8                  | 9.9                 | 11.4 | 0                  | 21.3        | 0.6                          | 0.8               | 0.6                | 2.0         | 0       |
| Kosovo                  | 190.2 | 187.8                     | 0          | 0                  | 0   | 0     | 187.8                  | 0                   | 0.6  | 0                  | 0.6         | 1.8                          | 0                 | 0                  | 1.8         | 0       |
| Latvia                  | 114.4 | 87.9                      | 0          | 0                  | 0   | 0     | 87.9                   |                     |      | 24.6               | 24.6        | 1.3                          | 0.6               | 0                  | 1.9         | 0       |
| Lithuania               | 119.7 | 113.4                     | 0          | 0                  | 0   | 0     | 113.4                  |                     |      | 5.6                | 5.6         |                              |                   | 0.7                | 0.7         | 0       |
| North Macedonia         | 180.5 | 177.1                     | 0          | 0                  | 0   | 0     | 177.1                  | 0                   | 0    | 0                  | 0           | 3.5                          | 0                 | 0                  | 3.5         | 0       |
| Poland †                | 170.4 | 159.9                     | 0          | 0                  | 0   | 0     | 159.9                  | 3.5                 | 7.0  | 0                  | 10.5        |                              |                   |                    |             | 0       |
| Portugal                | 230.1 | 204.9                     |            |                    |     |       | 204.9                  |                     |      | 22.1               | 22.1        | 3.0                          | 0                 | 0                  | 3.0         | 0       |
| Russia †                | 66.6  | 51.7                      | 0          | 0                  | 0   | 9.7   | 61.4                   | 0.9                 | 4.4  | 0                  | 5.3         |                              |                   |                    |             | 0       |
| Slovakia †              | 170.5 | 49.3                      | 0          | 0                  | 0   | 115.7 | 165.0                  | 2.4                 | 3.1  | 0                  | 5.5         |                              |                   |                    |             |         |
| Spain                   | 141.0 |                           |            | 109.9              |     |       | 109.9                  |                     |      | 24.2               | 24.2        |                              |                   | 6.9                | 6.9         | 0       |
| Tunisia, Sfax region †  | 241.5 | 237.5                     | 0          | 0                  | 0   | 0     | 237.5                  | 3.0                 | 1.0  | 0                  | 4.0         |                              |                   |                    |             | 0       |
| Turkey                  | 146.5 | 117.2                     | 0          | 0.5                | 0.1 | 1.9   | 119.7                  | 8.4                 | 2.4  | 0                  | 10.8        | 15.7                         | 0.2               | 0                  | 15.9        | 0       |
| Ukraine                 | 36.6  | 22.4                      | 0          | 0                  | 0   | 10.9  | 33.3                   | 0.3                 | 2.9  | 0                  | 3.2         | 0                            | 0                 | 0                  | 0           | 0       |

Abbreviations used: HD: haemodialysis; Unkn: unknown; HF: haemofiltration; HDF: haemodiafiltration; APD: automated peritoneal dialysis; CAPD: continuous ambulatory peritoneal dialysis; PD: peritoneal dialysis; Tx: transplant  
Categories may not add up because of rounding off

When cells are left empty, the data are unavailable

† Data include dialysis patients only

Table C.2.8  
**Treatment modality distribution, unadjusted**  
*at day 1*

|                         | All | Haemodialysis          |         |                 |     |      |                        | Peritoneal dialysis |      |                    |             | Preemptive kidney transplant |                   |                    |             | Missing |
|-------------------------|-----|------------------------|---------|-----------------|-----|------|------------------------|---------------------|------|--------------------|-------------|------------------------------|-------------------|--------------------|-------------|---------|
|                         |     | HD hospital/<br>centre | HD home | HD type<br>Unkn | HF  | HDF  | Total<br>HD/<br>HF/HDF | APD                 | CAPD | PD<br>type<br>Unkn | Total<br>PD | Living<br>donor              | Deceased<br>donor | Tx<br>type<br>Unkn | Total<br>Tx |         |
|                         |     | %                      | %       | %               | %   | %    | %                      | %                   | %    | %                  | %           | %                            | %                 | %                  | %           |         |
| Albania                 | 100 | 94.9                   | 0       | 0               | 0   | 0    | 94.9                   | 0                   | 0.8  | 0                  | 0.8         | 1.6                          | 0                 | 0                  | 1.6         | 2.7     |
| Belarus                 | 100 | 86.9                   | 0       | 0               | 0.1 | 2.6  | 89.6                   | 0.4                 | 8.1  | 0                  | 8.5         | 0.1                          | 1.8               | 0                  | 1.9         | 0       |
| Bulgaria                | 100 | 84.0                   | 0       | 0               | 0   | 12.4 | 96.4                   | 0.7                 | 0.9  | 0                  | 1.6         | 0.2                          | 0.3               | 0                  | 0.4         | 1.6     |
| Croatia                 | 100 | 62.1                   | 0       | 0               | 0   | 23.5 | 85.6                   | 2.8                 | 8.9  | 0                  | 11.7        | 0.7                          | 1.7               | 0                  | 2.4         | 0.3     |
| Cyprus                  | 100 | 55.9                   | 0       | 0               | 0   | 28.4 | 84.3                   | 3.4                 | 11.8 | 0                  | 15.2        | 0.5                          | 0                 | 0                  | 0.5         | 0       |
| Czech Republic †        | 100 |                        | 0.4     | 95.5            |     |      | 95.9                   |                     |      | 4.1                | 4.1         |                              |                   |                    |             | 0       |
| Georgia                 | 100 | 95.3                   | 0       | 0               | 0   | 0    | 95.3                   | 4.7                 | 0    | 0                  | 4.7         | 0                            | 0                 | 0                  | 0           | 0       |
| Israel                  | 100 | 83.6                   | 0       | 0               | 0   | 1.8  | 85.4                   | 1.1                 | 9.0  | 0.1                | 10.2        | 3.7                          | 0.2               | 0.5                | 4.4         | 0       |
| Italy (8 of 20 regions) | 100 | 73.9                   | 0.3     | 0.1             | 0.9 | 8.2  | 83.4                   | 7.1                 | 8.2  | 0                  | 15.2        | 0.4                          | 0.6               | 0.4                | 1.4         | 0       |
| Kosovo                  | 100 | 98.8                   | 0       | 0               | 0   | 0    | 98.8                   | 0                   | 0.3  | 0                  | 0.3         | 0.9                          | 0                 | 0                  | 0.9         | 0       |
| Latvia                  | 100 | 76.8                   | 0       | 0               | 0   | 0    | 76.8                   |                     |      | 21.5               | 21.5        | 1.1                          | 0.6               | 0                  | 1.7         | 0       |
| Lithuania               | 100 | 94.7                   | 0       | 0               | 0   | 0    | 94.7                   |                     |      | 4.7                | 4.7         |                              |                   | 0.6                | 0.6         | 0       |
| North Macedonia         | 100 | 98.1                   | 0       | 0               | 0   | 0    | 98.1                   | 0                   | 0    | 0                  | 0           | 1.9                          | 0                 | 0                  | 1.9         | 0       |
| Poland †                | 100 | 93.8                   | 0       | 0               | 0   | 0    | 93.8                   | 2.1                 | 4.1  | 0                  | 6.2         |                              |                   |                    |             | 0       |
| Portugal                | 100 | 89.1                   |         |                 |     |      | 89.1                   |                     |      | 9.6                | 9.6         | 1.3                          | 0                 | 0                  | 1.3         | 0       |
| Russia †                | 100 | 77.6                   | 0       | 0               | 0   | 14.6 | 92.1                   | 1.3                 | 6.6  | 0                  | 7.9         |                              |                   |                    |             | 0       |
| Slovakia †              | 100 | 28.9                   | 0       | 0               | 0   | 67.9 | 96.8                   | 1.4                 | 1.8  | 0                  | 3.2         |                              |                   |                    |             |         |
| Spain                   | 100 |                        |         | 78.0            |     |      | 78.0                   |                     |      | 17.1               | 17.1        |                              |                   | 4.9                | 4.9         | 0       |
| Tunisia, Sfax region †  | 100 | 98.3                   | 0       | 0               | 0   | 0    | 98.3                   | 1.3                 | 0.4  | 0                  | 1.7         |                              |                   |                    |             | 0       |
| Turkey                  | 100 | 80.0                   | 0       | 0.4             | 0.1 | 1.3  | 81.7                   | 5.8                 | 1.6  | 0                  | 7.4         | 10.7                         | 0.2               | 0                  | 10.9        | 0       |
| Ukraine                 | 100 | 61.4                   | 0       | 0               | 0   | 29.8 | 91.2                   | 0.9                 | 7.9  | 0                  | 8.8         | 0                            | 0                 | 0                  | 0           | 0       |

Abbreviations used: HD: haemodialysis; Unkn: unknown; HF: haemofiltration; HDF: haemodiafiltration; APD: automated peritoneal dialysis; CAPD: continuous ambulatory peritoneal dialysis; PD: peritoneal dialysis; Tx: transplant  
 Categories may not add up because of rounding off

When cells are left empty, the data are unavailable

† Data include dialysis patients only



**C3 INCIDENT PATIENTS ACCEPTED FOR RRT IN 2017, AT DAY 91**

**Table C.3.1**  
**Incident counts and percentages by age and sex**  
*at day 91*

|                         | All      |          |          | 0-19 |   |     |   |       |   | 20-44 |    |     |    |       |    | 45-64 |    |     |    |       |    | 65-74 |    |     |    |       |    | 75+  |    |     |    |     |    |
|-------------------------|----------|----------|----------|------|---|-----|---|-------|---|-------|----|-----|----|-------|----|-------|----|-----|----|-------|----|-------|----|-----|----|-------|----|------|----|-----|----|-----|----|
|                         | All      | Men      | Women    | All  |   | Men |   | Women |   | All   |    | Men |    | Women |    | All   |    | Men |    | Women |    | All   |    | Men |    | Women |    |      |    |     |    |     |    |
|                         | N (100%) | N (100%) | N (100%) | N    | % | N   | % | N     | % | N     | %  | N   | %  | N     | %  | N     | %  | N   | %  | N     | %  | N     | %  | N   | %  | N     | %  |      |    |     |    |     |    |
| Albania                 | 239      | 154      | 85       | 6    | 3 | 4   | 3 | 2     | 2 | 54    | 23 | 37  | 24 | 17    | 20 | 104   | 44 | 64  | 42 | 40    | 47 | 54    | 23 | 37  | 24 | 17    | 20 | 21   | 9  | 12  | 8  | 9   | 11 |
| Belarus                 | 718      | 398      | 320      | 6    | 1 | 5   | 1 | 1     | 0 | 208   | 29 | 121 | 30 | 87    | 27 | 309   | 43 | 187 | 47 | 122   | 38 | 153   | 21 | 70  | 18 | 83    | 26 | 42   | 6  | 15  | 4  | 27  | 8  |
| Bulgaria                | 1026     | 567      | 459      |      |   |     |   |       |   |       |    |     |    |       |    |       |    |     |    |       |    |       |    |     |    |       |    |      |    |     |    |     |    |
| Croatia                 | 608      | 389      | 219      | 0    | 0 | 0   | 0 | 0     | 0 | 60    | 10 | 40  | 10 | 20    | 9  | 251   | 41 | 164 | 42 | 87    | 40 | 169   | 28 | 99  | 25 | 70    | 32 | 128  | 21 | 86  | 22 | 42  | 19 |
| Cyprus                  | 193      | 135      | 58       | 0    | 0 | 0   | 0 | 0     | 0 | 9     | 5  | 7   | 5  | 2     | 3  | 62    | 32 | 38  | 28 | 24    | 41 | 67    | 35 | 51  | 38 | 16    | 28 | 55   | 28 | 39  | 29 | 16  | 28 |
| Czech Republic          |          |          |          |      |   |     |   |       |   |       |    |     |    |       |    |       |    |     |    |       |    |       |    |     |    |       |    |      |    |     |    |     |    |
| Georgia                 | 631      | 427      | 204      | 10   | 2 | 5   | 1 | 5     | 2 | 90    | 14 | 58  | 14 | 32    | 16 | 295   | 47 | 207 | 48 | 88    | 43 | 146   | 23 | 102 | 24 | 44    | 22 | 90   | 14 | 55  | 13 | 35  | 17 |
| Israel                  | 1598     | 1040     | 558      | 40   | 3 | 24  | 2 | 16    | 3 | 144   | 9  | 94  | 9  | 50    | 9  | 479   | 30 | 325 | 31 | 154   | 28 | 471   | 29 | 318 | 31 | 153   | 27 | 464  | 29 | 279 | 27 | 185 | 33 |
| Italy (8 of 20 regions) | 3503     | 2301     | 1202     | 15   | 0 | 11  | 0 | 4     | 0 | 265   | 8  | 170 | 7  | 95    | 8  | 926   | 26 | 625 | 27 | 301   | 25 | 952   | 27 | 649 | 28 | 303   | 25 | 1345 | 38 | 846 | 37 | 499 | 42 |
| Kosovo                  | 226      | 137      | 89       | 2    | 1 | 2   | 1 | 0     | 0 | 19    | 8  | 11  | 8  | 8     | 9  | 99    | 44 | 58  | 42 | 41    | 46 | 66    | 29 | 35  | 26 | 31    | 35 | 40   | 18 | 31  | 23 | 9   | 10 |
| Latvia                  | 160      | 100      | 60       | 1    | 1 | 0   | 0 | 1     | 2 | 17    | 11 | 10  | 10 | 7     | 12 | 75    | 47 | 51  | 51 | 24    | 40 | 38    | 24 | 17  | 17 | 21    | 35 | 29   | 18 | 22  | 22 | 7   | 12 |
| Lithuania               | 319      | 180      | 139      | 0    | 0 | 0   | 0 | 0     | 0 | 52    | 16 | 32  | 18 | 20    | 14 | 128   | 40 | 74  | 41 | 54    | 39 | 58    | 18 | 34  | 19 | 24    | 17 | 81   | 25 | 40  | 22 | 41  | 29 |
| North Macedonia         | 277      | 161      | 116      | 2    | 1 | 1   | 1 | 1     | 1 | 32    | 12 | 23  | 14 | 9     | 8  | 126   | 45 | 73  | 45 | 53    | 46 | 61    | 22 | 39  | 24 | 22    | 19 | 56   | 20 | 25  | 16 | 31  | 27 |
| Poland                  |          |          |          |      |   |     |   |       |   |       |    |     |    |       |    |       |    |     |    |       |    |       |    |     |    |       |    |      |    |     |    |     |    |
| Portugal                | 2249     |          |          |      |   |     |   |       |   |       |    |     |    |       |    |       |    |     |    |       |    |       |    |     |    |       |    |      |    |     |    |     |    |
| Russia                  |          |          |          |      |   |     |   |       |   |       |    |     |    |       |    |       |    |     |    |       |    |       |    |     |    |       |    |      |    |     |    |     |    |
| Slovakia †              | 806      | 516      | 290      | 5    | 1 | 0   | 0 | 5     | 2 | 100   | 12 | 61  | 12 | 39    | 13 | 304   | 38 | 205 | 40 | 99    | 34 | 267   | 33 | 175 | 34 | 92    | 32 | 130  | 16 | 75  | 15 | 55  | 19 |
| Spain                   |          |          |          |      |   |     |   |       |   |       |    |     |    |       |    |       |    |     |    |       |    |       |    |     |    |       |    |      |    |     |    |     |    |
| Tunisia, Sfax region †  | 206      | 130      | 76       | 3    | 1 | 0   | 0 | 3     | 4 | 31    | 15 | 18  | 14 | 13    | 17 | 77    | 37 | 54  | 42 | 23    | 30 | 51    | 25 | 32  | 25 | 19    | 25 | 44   | 21 | 26  | 20 | 18  | 24 |
| Turkey                  |          |          |          |      |   |     |   |       |   |       |    |     |    |       |    |       |    |     |    |       |    |       |    |     |    |       |    |      |    |     |    |     |    |
| Ukraine                 | 1086     |          |          |      |   |     |   |       |   |       |    |     |    |       |    |       |    |     |    |       |    |       |    |     |    |       |    |      |    |     |    |     |    |

*Categories may not add up because of missing values or rounding off*  
*When cells are left empty, the data are unavailable*  
 † Data include dialysis patients only

Table C.3.2  
Incidence per million (age-related) population by age and sex, unadjusted  
at day 91

|                         | All   |       |       | 0-19 |      |       | 20-44 |      |       | 45-64 |       |       | 65-74  |        |       | 75+    |        |       |
|-------------------------|-------|-------|-------|------|------|-------|-------|------|-------|-------|-------|-------|--------|--------|-------|--------|--------|-------|
|                         | All   | Men   | Women | All  | Men  | Women | All   | Men  | Women | All   | Men   | Women | All    | Men    | Women | All    | Men    | Women |
|                         | Pmp   | Pmp   | Pmp   | Pmp  | Pmp  | Pmp   | Pmp   | Pmp  | Pmp   | Pmp   | Pmp   | Pmp   | Pmp    | Pmp    | Pmp   | Pmp    | Pmp    | Pmp   |
| Albania                 | 83.9  | 107.1 | 60.3  | 8.1  | 10.5 | 5.6   | 54.2  | 72.2 | 35.2  | 139.9 | 174.7 | 106.0 | 244.6  | 339.8  | 152.0 | 139.6  | 170.7  | 112.2 |
| Belarus                 | 75.6  | 90.0  | 63.1  | 2.9  | 4.7  | 1.0   | 61.8  | 71.4 | 52.2  | 116.1 | 154.4 | 84.1  | 197.9  | 238.9  | 172.9 | 64.9   | 88.2   | 56.6  |
| Bulgaria                | 145.5 | 165.7 | 126.5 |      |      |       |       |      |       |       |       |       |        |        |       |        |        |       |
| Croatia                 | 163.8 | 217.2 | 114.0 | 0    | 0    | 0     | 50.4  | 66.0 | 34.1  | 239.4 | 320.3 | 162.2 | 430.7  | 569.9  | 320.1 | 371.3  | 702.6  | 188.9 |
| Cyprus                  | 223.4 | 320.7 | 130.9 | 0    | 0    | 0     | 27.4  | 44.0 | 11.8  | 298.1 | 372.5 | 226.4 | 837.5  | 1342.1 | 381.0 | 964.9  | 1560.0 | 500.0 |
| Czech Republic          |       |       |       |      |      |       |       |      |       |       |       |       |        |        |       |        |        |       |
| Georgia                 | 169.3 | 239.1 | 105.1 | 10.5 | 10.1 | 11.1  | 70.8  | 91.2 | 50.4  | 305.0 | 461.3 | 169.7 | 515.6  | 884.0  | 262.3 | 351.4  | 626.2  | 207.9 |
| Israel                  | 183.4 | 240.7 | 127.1 | 12.7 | 14.9 | 10.4  | 49.2  | 64.0 | 34.3  | 291.6 | 407.4 | 182.3 | 817.9  | 1185.2 | 497.4 | 1099.3 | 1599.8 | 746.9 |
| Italy (8 of 20 regions) | 131.9 | 178.1 | 88.1  | 3.1  | 4.4  | 1.7   | 33.5  | 42.5 | 24.3  | 118.1 | 162.9 | 75.1  | 325.7  | 470.9  | 196.1 | 438.3  | 693.5  | 269.9 |
| Kosovo                  | 133.9 | 161.2 | 106.2 | 3.1  | 6.0  | 0     | 29.4  | 34.1 | 24.8  | 347.1 | 412.4 | 283.7 | 872.3  | 949.5  | 799.0 | 1057.4 | 1879.9 | 421.7 |
| Latvia                  | 103.4 | 140.6 | 71.8  | 3.2  | 0    | 6.6   | 34.3  | 39.8 | 28.7  | 175.2 | 259.1 | 103.8 | 242.3  | 287.2  | 215.2 | 188.8  | 518.9  | 62.9  |
| Lithuania               | 112.0 | 137.2 | 90.5  | 0    | 0    | 0     | 57.1  | 69.7 | 44.3  | 157.4 | 198.4 | 122.7 | 210.9  | 326.9  | 140.4 | 294.5  | 493.8  | 211.3 |
| North Macedonia         | 137.0 | 158.6 | 115.2 | 3.4  | 3.3  | 3.5   | 42.0  | 59.1 | 24.2  | 276.3 | 324.4 | 229.4 | 417.8  | 573.5  | 282.1 | 823.5  | 862.1  | 794.9 |
| Poland                  |       |       |       |      |      |       |       |      |       |       |       |       |        |        |       |        |        |       |
| Portugal                | 218.1 |       |       |      |      |       |       |      |       |       |       |       |        |        |       |        |        |       |
| Russia                  |       |       |       |      |      |       |       |      |       |       |       |       |        |        |       |        |        |       |
| Slovakia †              | 148.2 | 194.6 | 104.1 | 4.5  | 0    | 9.2   | 48.8  | 58.1 | 39.0  | 209.1 | 288.3 | 133.2 | 539.4  | 825.5  | 325.1 | 406.3  | 707.5  | 257.0 |
| Spain                   |       |       |       |      |      |       |       |      |       |       |       |       |        |        |       |        |        |       |
| Tunisia, Sfax region †  | 208.2 | 264.5 | 152.6 | 6.1  | 0    | 19.9  | 62.2  | 97.5 | 66.0  | 363.0 | 516.0 | 214.1 | 1050.6 | 1352.3 | 763.6 | 1277.1 | 1598.1 | 989.9 |
| Turkey                  |       |       |       |      |      |       |       |      |       |       |       |       |        |        |       |        |        |       |
| Ukraine                 | 25.6  |       |       |      |      |       |       |      |       |       |       |       |        |        |       |        |        |       |

When cells are left empty, the data are unavailable

† Data include dialysis patients only

Table C.3.3  
**Sex, mean age, and median age of incident patients**  
*at day 91*

|                         | All |              |      |                |      |      | Men  |              |      |                |      |      | Women |              |      |                |      |      |
|-------------------------|-----|--------------|------|----------------|------|------|------|--------------|------|----------------|------|------|-------|--------------|------|----------------|------|------|
|                         | %   | Mean (years) | SD   | Median (years) | P25  | P75  | %    | Mean (years) | SD   | Median (years) | P25  | P75  | %     | Mean (years) | SD   | Median (years) | P25  | P75  |
| Albania                 | 100 | 51.9         | 15.1 | 53.5           | 28.7 | 75.9 | 64.4 | 55.1         | 15.1 | 55.8           | 26.8 | 76.6 | 35.6  | 48.7         | 14.7 | 49.2           | 26.2 | 73.7 |
| Belarus                 | 100 |              |      |                |      |      | 55.4 |              |      |                |      |      | 44.6  |              |      |                |      |      |
| Bulgaria                | 100 |              |      |                |      |      | 55.3 |              |      |                |      |      | 44.7  |              |      |                |      |      |
| Croatia                 | 100 | 67.5         | 12.4 | 69.0           | 61.0 | 77.0 | 64.0 | 67.1         | 12.1 | 69.0           | 60.5 | 76.0 | 36.0  | 68.3         | 13.0 | 71.5           | 61.0 | 78.0 |
| Cyprus                  | 100 | 67.6         | 12.6 | 69.0           | 60.0 | 77.0 | 69.9 | 67.9         | 12.6 | 69.0           | 61.5 | 77.5 | 30.1  | 66.9         | 12.6 | 66.5           | 57.2 | 75.0 |
| Czech Republic          |     |              |      |                |      |      |      |              |      |                |      |      |       |              |      |                |      |      |
| Georgia                 | 100 | 56.8         | 14.5 | 54.4           | 47.3 | 64.7 | 67.7 | 57.6         | 14.7 | 55.3           | 47.6 | 65.9 | 32.3  | 55.1         | 14.1 | 52.2           | 46.3 | 62.7 |
| Israel                  | 100 | 65.2         | 16.7 | 67.9           | 57.5 | 76.8 | 65.1 | 64.9         | 16.4 | 67.4           | 57.3 | 76.1 | 34.9  | 65.7         | 17.3 | 68.9           | 57.9 | 77.9 |
| Italy (8 of 20 regions) | 100 | 68.4         | 14.9 | 71.3           | 59.9 | 79.1 | 65.7 | 68.1         | 14.9 | 71.0           | 59.7 | 78.8 | 34.3  | 68.9         | 15.1 | 71.9           | 60.1 | 79.8 |
| Kosovo                  | 100 | 62.4         | 13.9 | 63.0           | 56.3 | 72.0 | 60.6 | 62.7         | 14.3 | 63.0           | 57.0 | 74.0 | 39.4  | 61.9         | 13.9 | 63.0           | 56.0 | 70.0 |
| Latvia                  | 100 | 60.2         | 15.2 | 61.0           | 51.0 | 71.3 | 62.5 | 60.5         | 15.1 | 61.0           | 50.0 | 73.0 | 37.5  | 59.8         | 15.3 | 63.0           | 53.0 | 71.0 |
| Lithuania               | 100 | 61.3         | 16.2 | 61.7           | 51.1 | 75.6 | 56.4 | 60.2         | 16.2 | 61.5           | 50.0 | 72.2 | 43.6  | 62.8         | 16.1 | 63.2           | 52.8 | 78.0 |
| North Macedonia         | 100 | 60.9         | 14.6 | 62.0           | 52.0 | 72.0 | 58.1 | 59.4         | 14.3 | 61.0           | 51.0 | 70.0 | 41.9  | 63.0         | 14.7 | 63.0           | 56.0 | 75.0 |
| Poland                  |     |              |      |                |      |      |      |              |      |                |      |      |       |              |      |                |      |      |
| Portugal                |     |              |      |                |      |      |      |              |      |                |      |      |       |              |      |                |      |      |
| Russia                  |     |              |      |                |      |      |      |              |      |                |      |      |       |              |      |                |      |      |
| Slovakia †              | 100 | 61.3         | 14.2 | 64.0           | 54.0 | 71.0 | 64.0 | 61.6         | 13.4 | 64.0           | 55.0 | 71.0 | 36.0  | 60.9         | 15.7 | 65.0           | 52.7 | 72.0 |
| Spain                   |     |              |      |                |      |      |      |              |      |                |      |      |       |              |      |                |      |      |
| Tunisia, Sfax region †  | 100 | 61.0         | 16.4 | 63.5           | 51.0 | 73.3 | 63.1 | 61.9         | 14.6 | 63.5           | 51.8 | 72.3 | 36.9  | 59.5         | 19.2 | 63.5           | 50.0 | 74.0 |
| Turkey                  |     |              |      |                |      |      |      |              |      |                |      |      |       |              |      |                |      |      |
| Ukraine                 |     |              |      |                |      |      |      |              |      |                |      |      |       |              |      |                |      |      |

*Categories may not add up because of missing values or rounding off*  
*When cells are left empty, the data are unavailable*  
 † Data include dialysis patients only

Table C.3.4  
**Incidence per million population, adjusted**  
*at day 91, adjusted for age and sex*

|                         | All   | Men   | Women |
|-------------------------|-------|-------|-------|
|                         | Pmp   | Pmp   | Pmp   |
| Albania                 | 81.5  | 105.2 | 57.9  |
| Belarus                 |       |       |       |
| Bulgaria                |       |       |       |
| Croatia                 | 129.0 | 178.9 | 81.5  |
| Cyprus                  | 232.8 | 327.1 | 142.8 |
| Czech Republic          |       |       |       |
| Georgia                 | 200.0 | 290.4 | 113.9 |
| Israel                  | 279.7 | 366.9 | 196.6 |
| Italy (8 of 20 regions) | 115.1 | 153.6 | 78.3  |
| Kosovo                  | 297.2 | 350.6 | 246.2 |
| Latvia                  | 106.8 | 148.3 | 67.3  |
| Lithuania               | 113.6 | 144.9 | 83.8  |
| North Macedonia         | 210.4 | 228.5 | 193.1 |
| Poland                  |       |       |       |
| Portugal                |       |       |       |
| Russia                  |       |       |       |
| Slovakia †              | 145.3 | 182.9 | 109.5 |
| Spain                   |       |       |       |
| Tunisia, Sfax region †  | 317.7 | 399.7 | 239.6 |
| Turkey                  |       |       |       |
| Ukraine                 |       |       |       |

*Categories may not add up because of rounding off*

*When cells are left empty, the data are unavailable*

*† Data include dialysis patients only*

Table C.3.5  
Incidence per million population and percentages by primary renal disease, unadjusted  
at day 91

|                          | All   |     | GN   |      | PN   |      | PKD  |      | DM     |      |        |      |      |      | HT   |      | RVD  |      | Misc |      | Unkn |      | Missing |     |
|--------------------------|-------|-----|------|------|------|------|------|------|--------|------|--------|------|------|------|------|------|------|------|------|------|------|------|---------|-----|
|                          | Pmp   | %   | Pmp  | %    | Pmp  | %    | Pmp  | %    | Type 1 |      | Type 2 |      | Both |      | Pmp  | %    | Pmp  | %    | Pmp  | %    | Pmp  | %    | Pmp     | %   |
|                          |       |     |      |      |      |      |      |      | Pmp    | %    | Pmp    | %    | Pmp  | %    |      |      |      |      |      |      |      |      |         |     |
| Albania                  | 83.9  | 100 | 14.0 | 16.7 | 13.0 | 15.5 | 3.5  | 4.2  | 0.7    | 0.8  | 15.8   | 18.8 | 16.5 | 19.7 | 8.8  | 10.5 | 1.1  | 1.3  | 10.9 | 13.0 | 11.2 | 13.4 | 4.9     | 5.9 |
| Belarus                  | 75.6  | 100 | 19.8 | 26.2 | 4.6  | 6.1  | 5.6  | 7.4  | 5.2    | 6.8  | 11.2   | 14.8 | 16.3 | 21.6 | 9.7  | 12.8 | 2.6  | 3.5  | 17.0 | 22.4 | 0    | 0    | 0       | 0   |
| Bulgaria                 | 145.5 | 100 | 20.3 | 13.9 | 12.1 | 8.3  | 11.6 | 8.0  |        |      |        |      | 38.4 | 26.4 | 22.6 | 15.5 | 16.6 | 11.4 | 17.2 | 11.8 | 4.0  | 2.7  | 2.8     | 1.9 |
| Croatia                  | 163.8 | 100 | 18.0 | 11.0 | 8.9  | 5.4  | 2.4  | 1.5  | 4.6    | 2.8  | 40.9   | 25.0 | 45.5 | 27.8 | 23.2 | 14.1 | 4.0  | 2.5  | 42.6 | 26.0 | 19.1 | 11.7 | 0       | 0   |
| Cyprus                   | 223.4 | 100 | 28.9 | 13.0 | 8.1  | 3.6  | 16.2 | 7.3  | 1.2    | 0.5  | 83.3   | 37.3 | 84.5 | 37.8 | 30.1 | 13.5 | 1.2  | 0.5  | 25.5 | 11.4 | 28.9 | 13.0 | 0       | 0   |
| Czech Republic           |       |     |      |      |      |      |      |      |        |      |        |      |      |      |      |      |      |      |      |      |      |      |         |     |
| Georgia                  | 169.3 | 100 | 3.8  | 2.2  | 16.1 | 9.5  | 14.0 | 8.2  | 11.8   | 7.0  | 25.8   | 15.2 | 37.6 | 22.2 | 20.7 | 12.2 | 8.3  | 4.9  | 7.0  | 4.1  | 59.3 | 35.0 | 2.7     | 1.6 |
| Israel                   | 183.4 | 100 | 12.9 | 7.0  | 3.2  | 1.8  | 3.9  | 2.1  | 8.6    | 4.7  | 76.6   | 41.7 | 85.2 | 46.4 | 19.7 | 10.8 | 1.6  | 0.9  | 19.1 | 10.4 | 27.8 | 15.1 | 10.1    | 5.5 |
| Italy (8 of 20 regions)  | 131.9 | 100 | 17.4 | 13.2 | 6.1  | 4.6  | 8.2  | 6.3  |        |      |        |      | 24.7 | 18.7 | 21.8 | 16.5 | 4.9  | 3.7  | 13.3 | 10.0 | 32.3 | 24.5 | 3.2     | 2.5 |
| Kosovo                   | 133.9 | 100 | 3.6  | 2.7  | 45.6 | 34.1 | 5.9  | 4.4  | 2.4    | 1.8  | 40.9   | 30.5 | 43.3 | 32.3 | 27.3 | 20.4 | 1.2  | 0.9  | 7.1  | 5.3  | 0    | 0    | 0       | 0   |
| Latvia                   | 103.4 | 100 | 19.4 | 18.8 | 9.0  | 8.8  | 7.8  | 7.5  | 3.9    | 3.8  | 10.3   | 10.0 | 14.2 | 13.8 | 11.0 | 10.6 | 0    | 0    | 19.4 | 18.8 | 22.6 | 21.9 | 0       | 0   |
| Lithuania                | 112.0 | 100 | 20.4 | 18.2 | 12.6 | 11.3 | 8.1  | 7.2  |        |      |        |      | 15.8 | 14.1 | 24.6 | 21.9 | 1.8  | 1.6  | 25.3 | 22.6 | 3.5  | 3.1  | 0       | 0   |
| North Macedonia          | 137.0 | 100 | 13.8 | 10.1 | 9.4  | 6.9  | 9.9  | 7.2  | 1.0    | 0.7  | 33.1   | 24.2 | 34.1 | 24.9 | 42.5 | 31.0 | 0    | 0    | 7.9  | 5.8  | 19.3 | 14.1 | 0       | 0   |
| Poland                   |       |     |      |      |      |      |      |      |        |      |        |      |      |      |      |      |      |      |      |      |      |      |         |     |
| Portugal                 |       |     |      |      |      |      |      |      |        |      |        |      |      |      |      |      |      |      |      |      |      |      |         |     |
| Russia                   |       |     |      |      |      |      |      |      |        |      |        |      |      |      |      |      |      |      |      |      |      |      |         |     |
| Slovakia †               | 148.2 | 100 | 15.8 | 10.7 | 8.3  | 5.6  | 6.8  | 4.6  |        |      |        |      | 57.6 | 38.8 | 12.5 | 8.4  | 6.8  | 4.6  | 37.5 | 25.3 | 2.9  | 2.0  | 0       | 0   |
| Spain                    |       |     |      |      |      |      |      |      |        |      |        |      |      |      |      |      |      |      |      |      |      |      |         |     |
| Tunisia, Sfax region † § | 208.2 | 100 | 19.2 | 9.2  | 28.3 | 13.6 | 9.1  | 4.4  |        |      |        |      | 59.6 | 28.6 |      |      | 9.1  | 4.4  | 0    | 0    | 82.9 | 39.8 | 0       | 0   |
| Turkey                   |       |     |      |      |      |      |      |      |        |      |        |      |      |      |      |      |      |      |      |      |      |      |         |     |
| Ukraine +                | 25.6  | 100 | 7.5  | 29.3 | 3.6  | 14.1 | 2.7  | 10.5 | 2.7    | 10.5 | 3.7    | 14.4 | 6.4  | 24.9 | 2.1  | 8.2  |      |      | 3.2  | 12.5 | 0.1  | 0.6  | 0       | 0   |

Abbreviations used: GN: glomerulonephritis/sclerosis; PN: pyelonephritis; PKD: polycystic kidneys, adult type; DM: diabetes mellitus; HT: hypertension; RVD: renal vascular disease; Misc: miscellaneous; Unkn: unknown  
Categories may not add up because of rounding off

When cells are left empty, the data are unavailable

† Data include dialysis patients only

+ Renal vascular disease is not reported separately, but is included into miscellaneous

§ Hypertension is not reported separately, but is included into renal vascular disease

**C3 INCIDENT PATIENTS ACCEPTED FOR RRT IN 2017, AT DAY 91**

Table C.3.6  
**Incident counts by treatment modality**  
*at day 91*

|                         | All  | Haemodialysis          |         |                 |    |     |                        | Peritoneal dialysis |      |                    |             | Kidney transplant |                   |                    |             | Missing |
|-------------------------|------|------------------------|---------|-----------------|----|-----|------------------------|---------------------|------|--------------------|-------------|-------------------|-------------------|--------------------|-------------|---------|
|                         |      | HD hospital/<br>centre | HD home | HD type<br>Unkn | HF | HDF | Total<br>HD/<br>HF/HDF | APD                 | CAPD | PD<br>type<br>Unkn | Total<br>PD | Living<br>donor   | Deceased<br>donor | Tx<br>type<br>Unkn | Total<br>Tx |         |
|                         |      | N                      | N       | N               | N  | N   | N                      | N                   | N    | N                  | N           | N                 | N                 | N                  | N           |         |
| Albania                 | 239  | 225                    | 0       | 0               | 0  | 0   | 225                    | 0                   | 3    | 0                  | 3           | 6                 | 0                 | 0                  | 6           | 5       |
| Belarus                 | 718  | 558                    | 0       | 0               | 3  | 50  | 611                    | 11                  | 80   | 0                  | 91          | 1                 | 15                | 0                  | 16          | 0       |
| Bulgaria                | 1026 | 858                    | 0       | 0               | 0  | 130 | 988                    | 8                   | 9    | 0                  | 17          | 2                 | 3                 | 0                  | 5           | 16      |
| Croatia                 | 608  | 371                    | 0       | 0               | 0  | 145 | 516                    | 23                  | 54   | 0                  | 77          | 5                 | 10                | 0                  | 15          | 0       |
| Cyprus                  | 193  | 104                    | 0       | 0               | 0  | 57  | 161                    | 7                   | 24   | 0                  | 31          | 1                 | 0                 | 0                  | 1           | 0       |
| Czech Republic          |      |                        |         |                 |    |     |                        |                     |      |                    |             |                   |                   |                    |             |         |
| Georgia                 | 631  | 598                    | 0       | 0               | 0  | 0   | 598                    | 29                  | 0    | 0                  | 29          | 0                 | 0                 | 0                  | 0           | 4       |
| Israel                  | 1598 | 1314                   | 0       | 0               | 0  | 31  | 1345                   | 18                  | 149  | 1                  | 168         | 71                | 4                 | 10                 | 85          | 0       |
| Italy (8 of 20 regions) | 3503 | 2582                   | 10      | 3               | 27 | 269 | 2891                   | 260                 | 300  | 0                  | 560         | 15                | 22                | 15                 | 52          | 0       |
| Kosovo                  | 226  | 218                    | 0       | 0               | 0  | 0   | 218                    | 0                   | 0    | 0                  | 0           | 8                 | 0                 | 0                  | 8           | 0       |
| Latvia                  | 160  | 119                    | 0       | 0               | 0  | 0   | 119                    |                     |      | 38                 | 38          | 2                 | 1                 | 0                  | 3           | 0       |
| Lithuania               | 319  | 301                    | 0       | 0               | 0  | 0   | 301                    |                     |      | 16                 | 16          |                   |                   | 2                  | 2           | 0       |
| North Macedonia         | 277  | 269                    | 0       | 0               | 0  | 0   | 269                    | 0                   | 1    | 0                  | 1           | 7                 | 0                 | 0                  | 7           | 0       |
| Poland                  |      |                        |         |                 |    |     |                        |                     |      |                    |             |                   |                   |                    |             |         |
| Portugal #              | 2249 | 1995                   | 0       | 0               | 0  | 0   | 1995                   |                     |      | 223                | 223         | 31                | 0                 | 0                  | 31          | 0       |
| Russia                  |      |                        |         |                 |    |     |                        |                     |      |                    |             |                   |                   |                    |             |         |
| Slovakia †              | 806  | 226                    | 0       | 0               | 0  | 549 | 775                    | 13                  | 18   | 0                  | 31          |                   |                   |                    |             | 0       |
| Spain                   |      |                        |         |                 |    |     |                        |                     |      |                    |             |                   |                   |                    |             |         |
| Tunisia, Sfax region †  | 206  | 202                    | 0       | 0               | 0  | 0   | 202                    | 3                   | 1    | 0                  | 4           |                   |                   |                    |             | 0       |
| Turkey                  |      |                        |         |                 |    |     |                        |                     |      |                    |             |                   |                   |                    |             |         |
| Ukraine                 | 1086 | 731                    | 249     | 0               | 0  | 0   | 980                    | 9                   | 97   | 0                  | 106         | 0                 | 0                 | 0                  | 0           | 0       |

Abbreviations used: HD: haemodialysis; Unkn: unknown; HF: haemofiltration; HDF: haemodiafiltration; APD: automated peritoneal dialysis; CAPD: continuous ambulatory peritoneal dialysis; PD: peritoneal dialysis; Tx: transplant  
 When cells are left empty, the data are unavailable  
 # Only pre-emptive transplantations (at day 1) are included  
 † Data include dialysis patients only

C3 INCIDENT PATIENTS ACCEPTED FOR RRT IN 2017, AT DAY 91

Table C.3.7  
Incidence per million population by treatment modality, unadjusted  
at day 91

|                         | Incidence per million population by treatment modality, unadjusted at day 91 |                    |         |              |     |       |                 |                     |      |              |          |                   |                |              |          |         |
|-------------------------|------------------------------------------------------------------------------|--------------------|---------|--------------|-----|-------|-----------------|---------------------|------|--------------|----------|-------------------|----------------|--------------|----------|---------|
|                         | All                                                                          | Haemodialysis      |         |              |     |       |                 | Peritoneal dialysis |      |              |          | Kidney transplant |                |              |          | Missing |
|                         | Pmp                                                                          | HD hospital/centre | HD home | HD type Unkn | HF  | HDF   | Total HD/HF/HDF | APD                 | CAPD | PD type Unkn | Total PD | Living donor      | Deceased donor | Tx type Unkn | Total Tx | Pmp     |
| Albania                 | 83.9                                                                         | 79.0               | 0       | 0            | 0   | 0     | 79.0            | 0                   | 1.1  | 0            | 1.1      | 2.1               | 0              | 0            | 2.1      | 1.8     |
| Belarus                 | 75.6                                                                         | 58.8               | 0       | 0            | 0.3 | 5.3   | 64.4            | 1.2                 | 8.4  | 0            | 9.6      | 0.1               | 1.6            | 0            | 1.7      | 0       |
| Bulgaria                | 145.5                                                                        | 121.7              | 0       | 0            | 0   | 18.4  | 140.1           | 1.1                 | 1.3  | 0            | 2.4      | 0.3               | 0.4            | 0            | 0.7      | 2.3     |
| Croatia                 | 163.8                                                                        | 99.9               | 0       | 0            | 0   | 39.1  | 139.0           | 6.2                 | 14.5 | 0            | 20.7     | 1.3               | 2.7            | 0            | 4.0      | 0       |
| Cyprus                  | 223.4                                                                        | 120.4              | 0       | 0            | 0   | 66.0  | 186.3           | 8.1                 | 27.8 | 0            | 35.9     | 1.2               | 0              | 0            | 1.2      | 0       |
| Czech Republic          |                                                                              |                    |         |              |     |       |                 |                     |      |              |          |                   |                |              |          |         |
| Georgia                 | 169.3                                                                        | 160.5              | 0       | 0            | 0   | 0     | 160.5           | 7.8                 | 0    | 0            | 7.8      | 0                 | 0              | 0            | 0        | 1.1     |
| Israel                  | 183.4                                                                        | 150.8              | 0       | 0            | 0   | 3.6   | 154.4           | 2.1                 | 17.1 | 0.1          | 19.3     | 8.1               | 0.5            | 1.1          | 9.8      | 0       |
| Italy (8 of 20 regions) | 131.9                                                                        | 97.2               | 0.4     | 0.1          | 1.0 | 10.1  | 108.9           | 9.8                 | 11.3 | 0            | 21.1     | 0.6               | 0.8            | 0.6          | 2.0      | 0       |
| Kosovo                  | 133.9                                                                        | 129.2              | 0       | 0            | 0   | 0     | 129.2           | 0                   | 0    | 0            | 0        | 4.7               | 0              | 0            | 4.7      | 0       |
| Latvia                  | 103.4                                                                        | 76.9               | 0       | 0            | 0   | 0     | 76.9            |                     |      | 24.6         | 24.6     | 1.3               | 0.6            | 0            | 1.9      | 0       |
| Lithuania               | 112.0                                                                        | 105.7              | 0       | 0            | 0   | 0     | 105.7           |                     |      | 5.6          | 5.6      |                   |                | 0.7          | 0.7      | 0       |
| North Macedonia         | 137.0                                                                        | 133.0              | 0       | 0            | 0   | 0     | 133.0           | 0                   | 0.5  | 0            | 0.5      | 3.5               | 0              | 0            | 3.5      | 0       |
| Poland                  |                                                                              |                    |         |              |     |       |                 |                     |      |              |          |                   |                |              |          |         |
| Portugal #              | 218.1                                                                        | 193.5              | 0       | 0            | 0   | 0     | 193.5           |                     |      | 21.6         | 21.6     | 3.0               | 0              | 0            | 3.0      | 0       |
| Russia                  |                                                                              |                    |         |              |     |       |                 |                     |      |              |          |                   |                |              |          |         |
| Slovakia †              | 148.2                                                                        | 41.6               | 0       | 0            | 0   | 101.0 | 142.5           | 2.4                 | 3.3  | 0            | 5.7      |                   |                |              |          | 0       |
| Spain                   |                                                                              |                    |         |              |     |       |                 |                     |      |              |          |                   |                |              |          |         |
| Tunisia, Sfax region †  | 208.2                                                                        | 204.1              | 0       | 0            | 0   | 0     | 204.1           | 3.0                 | 1.0  | 0            | 4.0      |                   |                |              |          | 0       |
| Turkey                  |                                                                              |                    |         |              |     |       |                 |                     |      |              |          |                   |                |              |          |         |
| Ukraine                 | 25.6                                                                         | 17.2               | 5.9     | 0            | 0   | 0     | 23.1            | 0.2                 | 2.3  | 0            | 2.5      | 0                 | 0              | 0            | 0        | 0       |

Abbreviations used: HD: haemodialysis; Unkn: unknown; HF: haemofiltration; HDF: haemodiafiltration; APD: automated peritoneal dialysis; CAPD: continuous ambulatory peritoneal dialysis; PD: peritoneal dialysis; Tx: transplant  
Categories may not add up because of rounding off  
When cells are left empty, the data are unavailable  
# Only pre-emptive transplantations (at day 1) are included  
† Data include dialysis patients only

Table C.3.8  
**Treatment modality distribution, unadjusted**  
*at day 91*

|                         | All | Haemodialysis      |         |              |     |      |                 | Peritoneal dialysis |      |              |          | Kidney transplant |                |              |          | Missing |
|-------------------------|-----|--------------------|---------|--------------|-----|------|-----------------|---------------------|------|--------------|----------|-------------------|----------------|--------------|----------|---------|
|                         |     | HD hospital/centre | HD home | HD type Unkn | HF  | HDF  | Total HD/HF/HDF | APD                 | CAPD | PD type Unkn | Total PD | Living donor      | Deceased donor | Tx type Unkn | Total Tx |         |
|                         |     | %                  | %       | %            | %   | %    | %               | %                   | %    | %            | %        | %                 | %              | %            | %        |         |
| Albania                 | 100 | 94.1               | 0       | 0            | 0   | 0    | 94.1            | 0                   | 1.3  | 0            | 1.3      | 2.5               | 0              | 0            | 2.5      | 2.1     |
| Belarus                 | 100 | 77.7               | 0       | 0            | 0.4 | 7.0  | 85.1            | 1.5                 | 11.1 | 0            | 12.7     | 0.1               | 2.1            | 0            | 2.2      | 0       |
| Bulgaria                | 100 | 83.6               | 0       | 0            | 0   | 12.7 | 96.3            | 0.8                 | 0.9  | 0            | 1.7      | 0.2               | 0.3            | 0            | 0.5      | 1.6     |
| Croatia                 | 100 | 61.0               | 0       | 0            | 0   | 23.8 | 84.9            | 3.8                 | 8.9  | 0            | 12.7     | 0.8               | 1.6            | 0            | 2.5      | 0       |
| Cyprus                  | 100 | 53.9               | 0       | 0            | 0   | 29.5 | 83.4            | 3.6                 | 12.4 | 0            | 16.1     | 0.5               | 0              | 0            | 0.5      | 0       |
| Czech Republic          |     |                    |         |              |     |      |                 |                     |      |              |          |                   |                |              |          |         |
| Georgia                 | 100 | 94.8               | 0       | 0            | 0   | 0    | 94.8            | 4.6                 | 0    | 0            | 4.6      | 0                 | 0              | 0            | 0        | 0.6     |
| Israel                  | 100 | 82.2               | 0       | 0            | 0   | 1.9  | 84.2            | 1.1                 | 9.3  | 0.1          | 10.5     | 4.4               | 0.3            | 0.6          | 5.3      | 0       |
| Italy (8 of 20 regions) | 100 | 73.7               | 0.3     | 0.1          | 0.8 | 7.7  | 82.5            | 7.4                 | 8.6  | 0            | 16.0     | 0.4               | 0.6            | 0.4          | 1.5      | 0       |
| Kosovo                  | 100 | 96.5               | 0       | 0            | 0   | 0    | 96.5            | 0                   | 0    | 0            | 0        | 3.5               | 0              | 0            | 3.5      | 0       |
| Latvia                  | 100 | 74.4               | 0       | 0            | 0   | 0    | 74.4            |                     |      | 23.8         | 23.8     | 1.3               | 0.6            | 0            | 1.9      | 0       |
| Lithuania               | 100 | 94.4               | 0       | 0            | 0   | 0    | 94.4            |                     |      | 5.0          | 5.0      |                   |                | 0.6          | 0.6      | 0       |
| North Macedonia         | 100 | 97.1               | 0       | 0            | 0   | 0    | 97.1            | 0                   | 0.4  | 0            | 0.4      | 2.5               | 0              | 0            | 2.5      | 0       |
| Poland                  |     |                    |         |              |     |      |                 |                     |      |              |          |                   |                |              |          |         |
| Portugal #              | 100 | 88.7               | 0       | 0            | 0   | 0    | 88.7            |                     |      | 9.9          | 9.9      | 1.4               | 0              | 0            | 1.4      | 0       |
| Russia                  |     |                    |         |              |     |      |                 |                     |      |              |          |                   |                |              |          |         |
| Slovakia †              | 100 | 28.0               | 0       | 0            | 0   | 68.1 | 96.2            | 1.6                 | 2.2  | 0            | 3.8      |                   |                |              |          | 0       |
| Spain                   |     |                    |         |              |     |      |                 |                     |      |              |          |                   |                |              |          |         |
| Tunisia, Sfax region †  | 100 | 98.1               | 0       | 0            | 0   | 0    | 98.1            | 1.5                 | 0.5  | 0            | 1.9      |                   |                |              |          | 0       |
| Turkey                  |     |                    |         |              |     |      |                 |                     |      |              |          |                   |                |              |          |         |
| Ukraine                 | 100 | 67.3               | 22.9    | 0            | 0   | 0    | 90.2            | 0.8                 | 8.9  | 0            | 9.8      | 0                 | 0              | 0            | 0        | 0       |

Abbreviations used: HD: haemodialysis; Unkn: unknown; HF: haemofiltration; HDF: haemodiafiltration; APD: automated peritoneal dialysis; CAPD: continuous ambulatory peritoneal dialysis; PD: peritoneal dialysis; Tx: transplant  
 Categories may not add up because of rounding off  
 When cells are left empty, the data are unavailable  
 # Only pre-emptive transplantations (at day 1) are included  
 † Data include dialysis patients only



Table C.4.1  
**Prevalent counts and percentages by age and sex**  
*prevalent patients on December 31*

|                         | All      |          |          | 0-19 |   |     |   |       |   | 20-44 |    |      |    |       |    | 45-64 |    |       |    |       |    | 65-74 |    |      |    |       |    | 75+   |    |      |    |      |    |
|-------------------------|----------|----------|----------|------|---|-----|---|-------|---|-------|----|------|----|-------|----|-------|----|-------|----|-------|----|-------|----|------|----|-------|----|-------|----|------|----|------|----|
|                         | All      | Men      | Women    | All  |   | Men |   | Women |   | All   |    | Men  |    | Women |    | All   |    | Men   |    | Women |    | All   |    | Men  |    | Women |    |       |    |      |    |      |    |
|                         | N (100%) | N (100%) | N (100%) | N    | % | N   | % | N     | % | N     | %  | N    | %  | N     | %  | N     | %  | N     | %  | N     | %  | N     | %  | N    | %  | N     | %  |       |    |      |    |      |    |
| Albania                 | 1557     | 985      | 572      | 15   | 1 | 9   | 1 | 6     | 1 | 564   | 36 | 348  | 35 | 216   | 38 | 691   | 44 | 438   | 44 | 253   | 44 | 248   | 16 | 168  | 17 | 80    | 14 | 39    | 3  | 22   | 2  | 17   | 3  |
| Belarus                 | 4295     | 2196     | 2099     | 84   | 2 | 43  | 2 | 41    | 2 | 1414  | 33 | 741  | 34 | 673   | 32 | 1963  | 46 | 1029  | 47 | 934   | 44 | 655   | 15 | 306  | 14 | 349   | 17 | 179   | 4  | 77   | 4  | 102  | 5  |
| Bulgaria                | 4421     | 2213     | 2208     |      |   |     |   |       |   |       |    |      |    |       |    |       |    |       |    |       |    |       |    |      |    |       |    |       |    |      |    |      |    |
| Croatia                 | 4635     | 2754     | 1881     | 14   | 0 | 9   | 0 | 5     | 0 | 372   | 8  | 225  | 8  | 147   | 8  | 1583  | 34 | 1028  | 37 | 555   | 30 | 1288  | 28 | 782  | 28 | 506   | 27 | 1378  | 30 | 710  | 26 | 668  | 36 |
| Cyprus                  |          |          |          |      |   |     |   |       |   |       |    |      |    |       |    |       |    |       |    |       |    |       |    |      |    |       |    |       |    |      |    |      |    |
| Czech Republic ‡        | 11666    |          |          | 4    | 0 |     |   |       |   | 720   | 6  |      |    |       |    | 2302  | 20 |       |    |       |    | 2233  | 19 |      |    |       |    | 1509  | 13 |      |    |      |    |
| Georgia                 | 2972     | 1938     | 1034     | 16   | 1 | 11  | 1 | 5     | 0 | 348   | 12 | 226  | 12 | 122   | 12 | 1422  | 48 | 923   | 48 | 499   | 48 | 819   | 28 | 521  | 27 | 298   | 29 | 367   | 12 | 257  | 13 | 110  | 11 |
| Israel †                | 6692     | 4129     | 2563     | 56   | 1 | 29  | 1 | 27    | 1 | 523   | 8  | 336  | 8  | 187   | 7  | 2142  | 32 | 1391  | 34 | 751   | 29 | 1915  | 29 | 1187 | 29 | 728   | 28 | 2056  | 31 | 1186 | 29 | 870  | 34 |
| Italy (8 of 20 regions) | 30191    | 19191    | 11000    | 436  | 1 | 266 | 1 | 170   | 2 | 4099  | 14 | 2580 | 13 | 1519  | 14 | 10743 | 36 | 6829  | 36 | 3914  | 36 | 7131  | 24 | 4623 | 24 | 2508  | 23 | 7782  | 26 | 4893 | 25 | 2889 | 26 |
| Kosovo                  | 539      | 298      | 241      | 9    | 2 | 4   | 1 | 5     | 2 | 49    | 9  | 32   | 11 | 17    | 7  | 185   | 34 | 109   | 37 | 76    | 32 | 171   | 32 | 77   | 26 | 94    | 39 | 125   | 23 | 76   | 26 | 49   | 20 |
| Latvia                  | 1058     | 566      | 492      | 11   | 1 | 6   | 1 | 5     | 1 | 204   | 19 | 114  | 20 | 90    | 18 | 491   | 46 | 274   | 48 | 217   | 44 | 226   | 21 | 112  | 20 | 114   | 23 | 126   | 12 | 60   | 11 | 66   | 13 |
| Lithuania               | 2268     |          |          |      |   |     |   |       |   |       |    |      |    |       |    |       |    |       |    |       |    |       |    |      |    |       |    |       |    |      |    |      |    |
| North Macedonia         | 1761     | 1048     | 713      | 9    | 1 | 5   | 0 | 4     | 1 | 256   | 15 | 159  | 15 | 97    | 14 | 852   | 48 | 534   | 51 | 318   | 45 | 396   | 22 | 207  | 20 | 189   | 27 | 248   | 14 | 143  | 14 | 105  | 15 |
| Poland                  | 30278    |          |          |      |   |     |   |       |   |       |    |      |    |       |    |       |    |       |    |       |    |       |    |      |    |       |    |       |    |      |    |      |    |
| Portugal                | 20259    | 12295    | 7964     |      |   |     |   |       |   |       |    |      |    |       |    |       |    |       |    |       |    |       |    |      |    |       |    |       |    |      |    |      |    |
| Russia                  | 47486    | 25364    | 22122    | 1096 | 2 | 678 | 3 | 418   | 2 | 10333 | 22 | 6130 | 24 | 4203  | 19 | 22903 | 48 | 12186 | 48 | 10717 | 48 | 10442 | 22 | 5013 | 20 | 5429  | 25 | 2712  | 6  | 1357 | 5  | 1355 | 6  |
| Slovakia †              | 3559     | 2100     | 1459     | 8    | 0 | 3   | 0 | 5     | 0 | 347   | 10 | 207  | 10 | 140   | 10 | 1261  | 35 | 833   | 40 | 428   | 29 | 1227  | 34 | 722  | 34 | 505   | 35 | 716   | 20 | 335  | 16 | 381  | 26 |
| Spain                   | 59810    | 38046    | 21764    | 330  | 1 | 210 | 1 | 120   | 1 | 8994  | 15 | 5546 | 15 | 3448  | 16 | 23205 | 39 | 14945 | 39 | 8260  | 38 | 14559 | 24 | 9483 | 25 | 5076  | 23 | 12722 | 21 | 7862 | 21 | 4860 | 22 |
| Tunisia, Sfax region †  | 1007     | 582      | 425      | 9    | 1 | 2   | 0 | 7     | 2 | 196   | 19 | 121  | 21 | 75    | 18 | 407   | 40 | 249   | 43 | 158   | 37 | 209   | 21 | 119  | 20 | 90    | 21 | 186   | 18 | 91   | 16 | 95   | 22 |
| Turkey                  | 77311    | 33402    | 25233    | 443  | 1 | 234 | 1 | 209   | 1 | 7788  | 10 | 4698 | 14 | 3090  | 12 | 24097 | 31 | 14576 | 44 | 9521  | 38 | 15850 | 21 | 8638 | 26 | 7212  | 29 | 10457 | 14 | 5256 | 16 | 5201 | 21 |
| Ukraine #               | 8904     | 5016     | 3888     | 101  | 1 |     |   |       |   | 3304  | 37 |      |    |       |    | 4157  | 47 |       |    |       |    | 1130  | 13 |      |    |       |    | 212   | 2  |      |    |      |    |

Categories may not add up because of missing values or rounding off

When cells are left empty, the data are unavailable

‡ Data per age category include dialysis patients only (total N=6768)

† Data include dialysis patients only

|| Data on age are available for 58635 dialysis patients (75.8%, total N=77311)

# Data presented in the column 0-19 refer to patients aged 18-19 years

Table C.4.2  
**Prevalence per million (age-related) population by age and sex, unadjusted**  
*prevalent patients on December 31*

|                         | All    |        |        | 0-19  |       |       | 20-44 |       |       | 45-64  |        |        | 65-74  |        |        | 75+    |        |        |
|-------------------------|--------|--------|--------|-------|-------|-------|-------|-------|-------|--------|--------|--------|--------|--------|--------|--------|--------|--------|
|                         | All    | Men    | Women  | All   | Men   | Women | All   | Men   | Women | All    | Men    | Women  | All    | Men    | Women  | All    | Men    | Women  |
|                         | Pmp    | Pmp    | Pmp    | Pmarp | Pmarp | Pmarp | Pmarp | Pmarp | Pmarp | Pmarp  | Pmarp  | Pmarp  | Pmarp  | Pmarp  | Pmarp  | Pmarp  | Pmarp  | Pmarp  |
| Albania                 | 546.8  | 684.8  | 406.0  | 20.4  | 23.7  | 16.8  | 566.3 | 678.6 | 447.1 | 929.4  | 1195.7 | 670.7  | 1123.3 | 1542.7 | 715.1  | 259.2  | 313.0  | 212.0  |
| Belarus                 | 452.5  | 496.6  | 414.0  | 41.0  | 40.8  | 41.2  | 420.5 | 437.2 | 403.5 | 737.7  | 849.7  | 644.1  | 847.3  | 1044.4 | 727.1  | 276.7  | 452.9  | 213.8  |
| Bulgaria                | 627.1  | 646.7  | 608.6  |       |       |       |       |       |       |        |        |        |        |        |        |        |        |        |
| Croatia                 | 1248.5 | 1537.7 | 978.9  | 19.0  | 23.9  | 14.0  | 312.2 | 371.5 | 250.9 | 1509.8 | 2007.4 | 1034.7 | 3282.4 | 4502.0 | 2313.7 | 3997.7 | 5800.7 | 3004.9 |
| Cyprus                  |        |        |        |       |       |       |       |       |       |        |        |        |        |        |        |        |        |        |
| Czech Republic ‡        | 1176.0 |        |        |       |       |       |       |       |       |        |        |        |        |        |        |        |        |        |
| Georgia                 | 797.6  | 1085.3 | 532.8  | 16.9  | 22.1  | 11.1  | 273.7 | 355.2 | 192.1 | 1470.3 | 2057.0 | 962.6  | 2892.3 | 4515.1 | 1776.2 | 1432.8 | 2926.1 | 653.6  |
| Israel †                | 768.1  | 955.5  | 583.6  | 17.8  | 18.0  | 17.6  | 178.8 | 228.9 | 128.3 | 1304.0 | 1743.5 | 889.0  | 3325.2 | 4424.2 | 2366.7 | 4870.9 | 6800.5 | 3512.3 |
| Italy (8 of 20 regions) | 1136.8 | 1485.2 | 806.6  | 90.4  | 107.0 | 72.8  | 518.5 | 644.7 | 389.2 | 1370.0 | 1780.5 | 977.1  | 2439.5 | 3354.0 | 1623.6 | 2536.1 | 4011.2 | 1562.8 |
| Kosovo                  | 319.4  | 350.7  | 287.6  | 14.0  | 12.0  | 16.1  | 75.8  | 99.1  | 52.6  | 648.7  | 775.0  | 525.8  | 2260.1 | 2089.0 | 2422.7 | 3304.3 | 4608.9 | 2296.2 |
| Latvia                  | 683.8  | 795.8  | 588.5  | 35.1  | 37.1  | 32.9  | 412.0 | 453.8 | 368.9 | 1147.2 | 1392.3 | 938.6  | 1441.3 | 1891.9 | 1168.0 | 820.3  | 1415.1 | 593.5  |
| Lithuania               | 796.3  |        |        |       |       |       |       |       |       |        |        |        |        |        |        |        |        |        |
| North Macedonia         | 870.9  | 1032.5 | 708.0  | 15.2  | 16.4  | 13.9  | 336.4 | 408.7 | 260.8 | 1868.4 | 2373.3 | 1376.6 | 2712.3 | 3044.1 | 2423.1 | 3647.1 | 4931.0 | 2692.3 |
| Poland                  | 787.9  |        |        |       |       |       |       |       |       |        |        |        |        |        |        |        |        |        |
| Portugal                | 1965.0 | 2517.9 | 1467.5 |       |       |       |       |       |       |        |        |        |        |        |        |        |        |        |
| Russia                  | 333.3  | 383.9  | 289.6  | 34.6  | 41.8  | 27.1  | 200.6 | 238.7 | 162.8 | 594.7  | 703.5  | 505.7  | 907.9  | 1162.4 | 755.2  | 291.6  | 536.4  | 200.2  |
| Slovakia †              | 654.6  | 791.9  | 523.9  | 7.2   | 5.2   | 9.2   | 169.3 | 197.1 | 140.0 | 867.3  | 1171.6 | 576.0  | 2478.8 | 3405.7 | 1784.5 | 2237.5 | 3160.4 | 1780.4 |
| Spain                   | 1284.2 | 1666.3 | 916.8  | 47.4  | 58.7  | 35.5  | 504.8 | 613.8 | 392.6 | 1781.4 | 2316.7 | 1256.3 | 3308.9 | 4601.2 | 2170.2 | 2915.2 | 4605.7 | 1829.1 |
| Tunisia, Sfax region †  | 1017.6 | 1184.0 | 853.3  | 18.3  | 12.3  | 46.5  | 393.5 | 655.1 | 380.9 | 1918.9 | 2379.1 | 1470.5 | 4305.2 | 5028.7 | 3617.1 | 5398.8 | 5593.5 | 5224.7 |
| Turkey                  | 956.7  | 824.0  | 626.5  | 17.3  | 17.8  | 16.8  | 248.9 | 296.5 | 200.1 | 1411.8 | 1708.0 | 1115.6 | 3730.1 | 4376.8 | 3169.3 | 3951.7 | 4959.3 | 3278.5 |
| Ukraine                 | 209.9  | 255.3  | 170.8  | 12.0  |       |       | 212.7 |       |       | 358.4  |        |        | 316.6  |        |        | 64.3   |        |        |

When cells are left empty, the data are unavailable

‡ Data per age category include dialysis patients only (total N=6768)

† Data include dialysis patients only

|| Data on age are available for 58635 dialysis patients (75.8%, total N=77311)

Table C.4.3  
**Sex, mean age, and median age**  
*prevalent patients on December 31*

|                         | All |              |      |                |      |      | Men  |              |      |                |      |      | Women |              |      |                |      |      |
|-------------------------|-----|--------------|------|----------------|------|------|------|--------------|------|----------------|------|------|-------|--------------|------|----------------|------|------|
|                         | %   | Mean (years) | SD   | Median (years) | P25  | P75  | %    | Mean (years) | SD   | Median (years) | P25  | P75  | %     | Mean (years) | SD   | Median (years) | P25  | P75  |
| Albania                 | 100 | 49.5         | 14.9 | 50.5           | 25.5 | 72.6 | 63.3 | 52.4         | 15.1 | 53.1           | 27.8 | 76.6 | 36.7  | 46.7         | 14.8 | 47.9           | 23.8 | 69.7 |
| Belarus                 | 100 |              |      |                |      |      | 51.1 |              |      |                |      |      | 48.9  |              |      |                |      |      |
| Bulgaria                | 100 |              |      |                |      |      | 50.1 |              |      |                |      |      | 49.9  |              |      |                |      |      |
| Croatia                 | 100 | 65.7         | 13.7 | 67.0           | 58.0 | 76.0 | 59.4 | 64.9         | 13.4 | 66.0           | 57.0 | 75.0 | 40.6  | 67.0         | 14.0 | 69.0           | 59.0 | 78.0 |
| Cyprus                  |     |              |      |                |      |      |      |              |      |                |      |      |       |              |      |                |      |      |
| Czech Republic          |     |              |      |                |      |      |      |              |      |                |      |      |       |              |      |                |      |      |
| Georgia                 | 100 | 59.8         | 12.9 | 61.0           | 52.7 | 68.8 | 65.2 | 59.9         | 12.8 | 61.0           | 52.7 | 69.0 | 34.8  | 59.7         | 12.9 | 60.9           | 52.8 | 68.4 |
| Israel †                | 100 | 66.3         | 15.0 | 68.3           | 58.0 | 77.3 | 61.7 | 65.9         | 14.9 | 67.7           | 57.6 | 76.9 | 38.3  | 66.9         | 15.2 | 69.6           | 59.0 | 78.0 |
| Italy (8 of 20 regions) | 100 | 62.6         | 16.9 | 64.8           | 51.9 | 75.4 | 63.6 | 62.6         | 16.8 | 64.9           | 52.0 | 75.2 | 36.4  | 62.6         | 17.2 | 64.3           | 51.7 | 75.6 |
| Kosovo                  | 100 | 63.2         | 15.2 | 66.0           | 57.0 | 74.0 | 55.3 | 62.7         | 15.4 | 65.0           | 56.0 | 75.0 | 44.7  | 63.8         | 14.8 | 67.0           | 58.0 | 73.0 |
| Latvia                  | 100 | 56.4         | 15.5 | 58.0           | 47.0 | 67.0 | 53.5 | 55.3         | 15.6 | 56.0           | 47.0 | 67.0 | 46.5  | 57.6         | 15.3 | 59.0           | 48.0 | 68.0 |
| Lithuania               |     |              |      |                |      |      |      |              |      |                |      |      |       |              |      |                |      |      |
| North Macedonia         | 100 | 59.0         | 14.0 | 60.0           | 50.0 | 69.0 | 59.5 | 58.4         | 13.9 | 59.0           | 50.0 | 69.0 | 40.5  | 59.8         | 14.2 | 62.0           | 52.0 | 69.0 |
| Poland                  |     |              |      |                |      |      |      |              |      |                |      |      |       |              |      |                |      |      |
| Portugal †              | 100 | 67.9         |      | 68.4           |      |      | 60.7 | 54.8         |      |                |      |      | 39.3  |              |      |                |      |      |
| Russia                  | 100 | 54.2         | 15.9 | 57.0           | 43.0 | 66.0 | 53.4 | 53.5         | 16.1 | 55.5           | 43.0 | 65.0 | 46.6  | 55.0         | 15.7 | 57.0           | 44.0 | 67.0 |
| Slovakia †              | 100 | 63.6         | 13.5 | 66.0           | 57.0 | 73.0 | 59.0 | 62.6         | 13.0 | 65.0           | 56.0 | 71.0 | 41.0  | 65.2         | 14.1 | 68.0           | 58.0 | 75.0 |
| Spain                   | 100 | 59.5         | 15.9 | 62.7           | 49.9 | 73.5 | 63.6 | 59.6         | 15.7 | 62.8           | 50.0 | 73.3 | 36.4  | 59.4         | 16.2 | 62.7           | 49.5 | 73.9 |
| Tunisia, Sfax region †  | 100 | 58.6         | 16.3 | 60.0           | 47.0 | 71.0 | 57.8 | 57.9         | 15.8 | 60.0           | 46.8 | 70.0 | 42.2  | 59.7         | 16.9 | 61.0           | 48.0 | 74.0 |
| Turkey                  |     |              |      |                |      |      |      |              |      |                |      |      |       |              |      |                |      |      |
| Ukraine                 | 100 | 50.0         | 13.8 | 51.0           | 39.0 | 61.0 | 56.3 | 50.0         | 13.7 | 51.0           | 39.0 | 61.0 | 43.7  | 49.9         | 13.9 | 51.0           | 39.0 | 61.0 |

*Categories may not add up because of missing values or rounding off*

*When cells are left empty, the data are unavailable*

*† Data include dialysis patients only*

Table C.4.4  
**Prevalence per million population, adjusted**  
*prevalent patients on December 31, adjusted for age and sex*

|                         | All    | Men    | Women  |
|-------------------------|--------|--------|--------|
|                         | Pmp    | Pmp    | Pmp    |
| Albania                 | 520.0  | 659.0  | 382.0  |
| Belarus                 |        |        |        |
| Bulgaria                |        |        |        |
| Croatia                 | 1188.8 | 1517.7 | 875.1  |
| Cyprus                  |        |        |        |
| Czech Republic          |        |        |        |
| Georgia                 | 814.8  | 1149.7 | 495.5  |
| Israel †                | 1191.6 | 1475.5 | 920.8  |
| Italy (8 of 20 regions) | 1029.0 | 1331.2 | 740.8  |
| Kosovo                  | 734.4  | 789.6  | 681.7  |
| Latvia                  | 685.3  | 836.5  | 541.2  |
| Lithuania               |        |        |        |
| North Macedonia         | 1242.2 | 1471.4 | 1023.7 |
| Poland                  |        |        |        |
| Portugal                |        |        |        |
| Russia                  | 358.7  | 431.8  | 289.0  |
| Slovakia †              | 657.0  | 745.4  | 572.8  |
| Spain                   | 1190.8 | 1513.3 | 862.6  |
| Tunisia, Sfax region †  | 1469.7 | 1668.3 | 1280.3 |
| Turkey                  |        |        |        |
| Ukraine                 |        |        |        |

*When cells are left empty, the data are unavailable*

*† Data include dialysis patients only*

Table C.4.5  
**Prevalence per million population and percentages by primary renal disease, unadjusted**  
*prevalent patients on December 31*

|                          | All    |     | GN    |      | PN    |      | PKD   |      | DM     |      |        |      |       |      | HT    |      | RVD  |     | Misc  |      | Unkn  |      | Missing |      |
|--------------------------|--------|-----|-------|------|-------|------|-------|------|--------|------|--------|------|-------|------|-------|------|------|-----|-------|------|-------|------|---------|------|
|                          |        |     |       |      |       |      |       |      | Type 1 |      | Type 2 |      | Both  |      |       |      |      |     |       |      |       |      |         |      |
|                          | Pmp    | %   | Pmp   | %    | Pmp   | %    | Pmp   | %    | Pmp    | %    | Pmp    | %    | Pmp   | %    | Pmp   | %    | Pmp  | %   | Pmp   | %    | Pmp   | %    | Pmp     | %    |
| Albania                  | 546.8  | 100 | 76.2  | 13.9 | 131.7 | 24.1 | 40.7  | 7.5  | 11.6   | 2.1  | 104.7  | 19.1 | 116.3 | 21.3 | 41.1  | 7.5  | 13.3 | 2.4 | 62.9  | 11.5 | 54.4  | 10.0 | 10.2    | 1.9  |
| Belarus                  | 452.5  | 100 | 185.0 | 40.9 | 31.0  | 6.8  | 44.0  | 9.7  | 23.8   | 5.3  | 38.7   | 8.5  | 62.5  | 13.8 | 32.2  | 7.1  | 29.1 | 6.4 | 67.3  | 14.9 | 0.7   | 0.2  | 0.6     | 0.1  |
| Bulgaria                 |        |     |       |      |       |      |       |      |        |      |        |      |       |      |       |      |      |     |       |      |       |      |         |      |
| Croatia                  | 1248.5 | 100 | 142.8 | 11.4 | 95.6  | 7.7  | 56.6  | 4.5  | 17.0   | 1.4  | 230.6  | 18.5 | 247.5 | 19.8 | 160.3 | 12.8 | 29.4 | 2.4 | 353.9 | 28.3 | 162.4 | 13.0 | 0       | 0    |
| Cyprus                   |        |     |       |      |       |      |       |      |        |      |        |      |       |      |       |      |      |     |       |      |       |      |         |      |
| Czech Republic           |        |     |       |      |       |      |       |      |        |      |        |      |       |      |       |      |      |     |       |      |       |      |         |      |
| Georgia                  | 797.6  | 100 | 83.2  | 10.4 | 71.7  | 9.0  | 55.6  | 7.0  | 30.3   | 3.8  | 128.0  | 16.0 | 158.3 | 19.9 | 95.8  | 12.0 | 30.6 | 3.8 | 29.3  | 3.7  | 270.0 | 33.8 | 3.2     | 0.4  |
| Israel †                 | 768.1  | 100 | 70.1  | 9.1  | 21.1  | 2.7  | 28.5  | 3.7  | 79.9   | 10.4 | 279.6  | 36.4 | 359.5 | 46.8 | 79.3  | 10.3 | 15.3 | 2.0 | 85.4  | 11.1 | 105.7 | 13.8 | 3.2     | 0.4  |
| Italy (8 of 20 regions)  | 1136.8 | 100 | 230.8 | 20.3 | 69.7  | 6.1  | 105.5 | 9.3  |        |      |        |      | 147.6 | 13.0 | 149.7 | 13.2 | 37.2 | 3.3 | 99.0  | 8.7  | 222.2 | 19.5 | 75.2    | 6.6  |
| Kosovo                   | 319.4  | 100 | 5.9   | 1.9  | 82.9  | 26.0 | 7.1   | 2.2  | 3.6    | 1.1  | 90.7   | 28.4 | 94.2  | 29.5 | 37.3  | 11.7 | 1.2  | 0.4 | 45.6  | 14.3 | 45.0  | 14.1 | 0       | 0    |
| Latvia                   | 683.8  | 100 | 212.6 | 31.1 | 91.1  | 13.3 | 87.9  | 12.9 | 31.0   | 4.5  | 34.9   | 5.1  | 65.9  | 9.6  | 75.6  | 11.1 | 2.6  | 0.4 | 113.1 | 16.5 | 34.9  | 5.1  | 0       | 0    |
| Lithuania                |        |     |       |      |       |      |       |      |        |      |        |      |       |      |       |      |      |     |       |      |       |      |         |      |
| North Macedonia          | 870.9  | 100 | 146.9 | 16.9 | 79.1  | 9.1  | 82.1  | 9.4  | 15.8   | 1.8  | 132.5  | 15.2 | 148.4 | 17.0 | 220.6 | 25.3 | 1.0  | 0.1 | 70.2  | 8.1  | 122.7 | 14.1 | 0       | 0    |
| Poland                   | 787.9  | 100 | 95.6  | 12.1 | 54.0  | 6.9  | 38.5  | 4.9  |        |      |        |      | 135.3 | 17.2 | 81.3  | 10.3 | 1.4  | 0.2 | 68.0  | 8.6  | 31.4  | 4.0  | 282.3   | 35.8 |
| Portugal + & □           | 1965.0 | 100 | 156.2 | 7.9  |       |      | 75.2  | 3.8  |        |      |        |      | 340.5 | 17.3 | 162.1 | 8.2  |      |     | 250.3 | 12.7 | 232.8 | 11.8 | 18.7    | 1.0  |
| Russia                   | 333.3  | 100 | 135.3 | 40.6 | 35.7  | 10.7 | 36.0  | 10.8 | 19.7   | 5.9  | 27.3   | 8.2  | 47.0  | 14.1 | 20.0  | 6.0  | 4.7  | 1.4 | 48.3  | 14.5 | 6.3   | 1.9  | 0       | 0    |
| Slovakia †               | 654.6  | 100 | 84.6  | 12.9 | 71.5  | 10.9 | 38.6  | 5.9  |        |      |        |      | 216.5 | 33.1 | 69.3  | 10.6 | 25.7 | 3.9 | 138.9 | 21.2 | 9.4   | 1.4  | 0       | 0    |
| Spain ¶                  | 1284.2 | 100 | 259.7 | 20.2 | 128.4 | 10.0 | 130.1 | 10.1 |        |      |        |      | 208.6 | 16.2 | 131.7 | 10.3 |      |     | 164.0 | 12.8 | 261.8 | 20.4 | 0       | 0    |
| Tunisia, Sfax region † § | 1017.6 | 100 | 140.5 | 13.8 | 181.9 | 17.9 | 69.7  | 6.9  |        |      |        |      | 213.2 | 21.0 |       |      | 33.3 | 3.3 | 3.0   | 0.3  | 375.9 | 36.9 | 0       | 0    |
| Turkey ‡                 | 956.7  | 100 | 6.2   | 0.6  | 1.2   | 0.1  | 3.9   | 0.4  | 2.0    | 0.2  | 27.3   | 2.9  | 29.3  | 3.1  | 23.7  | 2.5  | 0.7  | 0.1 | 9.4   | 1.0  | 10.7  | 1.1  | 871.5   | 91.1 |
| Ukraine +                | 209.9  | 100 | 86.6  | 41.3 | 30.1  | 14.3 | 22.4  | 10.7 | 21.5   | 10.3 | 10.5   | 5.0  | 32.0  | 15.3 | 11.2  | 5.3  |      |     | 21.6  | 10.3 | 0.6   | 0.3  | 5.3     | 2.5  |

Abbreviations used: GN: glomerulonephritis/sclerosis; PN: pyelonephritis; PKD: polycystic kidneys, adult type; DM: diabetes mellitus; HT: hypertension; RVD: renal vascular disease; Misc: miscellaneous; Unkn: unknown  
When cells are left empty, the data are unavailable

† Data include dialysis patients only

+ Renal vascular disease is not reported separately, but is included into miscellaneous

& Pyelonephritis is not reported separately, but is included into miscellaneous

□ Data on primary renal disease are available for dialysis patients only (62.9%, total N=20259)

¶ Renal vascular disease is not reported separately, but is included into hypertension

§ Hypertension is not reported separately, but is included into renal vascular disease

‡ Data on primary renal disease are available for 6888 dialysis patients (8.9%, total N=77311)

Table C.4.6  
**Prevalent counts by treatment modality**  
*prevalent patients on December 31*

|                         | All   | Haemodialysis      |         |              |      |      |                 | Peritoneal dialysis |      |              |          | Kidney transplant |                |              |          | Missing |
|-------------------------|-------|--------------------|---------|--------------|------|------|-----------------|---------------------|------|--------------|----------|-------------------|----------------|--------------|----------|---------|
|                         |       | HD hospital/centre | HD home | HD type Unkn | HF   | HDF  | Total HD/HF/HDF | APD                 | CAPD | PD type Unkn | Total PD | Living donor      | Deceased donor | Tx type Unkn | Total Tx |         |
|                         |       | N                  | N       | N            | N    | N    | N               | N                   | N    | N            | N        | N                 | N              | N            | N        |         |
| Albania                 | 1557  | 1211               | 0       | 0            | 0    | 0    | 1211            | 48                  | 0    | 0            | 48       | 216               | 46             | 14           | 276      | 22      |
| Belarus                 | 4295  | 1954               | 0       | 0            | 0    | 235  | 2189            | 16                  | 307  | 0            | 323      | 96                | 1687           | 0            | 1783     | 0       |
| Bulgaria                | 4421  | 3484               | 0       | 0            | 0    | 143  | 3627            | 44                  | 92   | 0            | 136      | 121               | 497            | 40           | 658      | 0       |
| Croatia                 | 4635  | 2050               | 0       | 0            | 0    | 451  | 2501            | 71                  | 168  | 0            | 239      | 23                | 1861           | 7            | 1891     | 4       |
| Cyprus                  |       |                    |         |              |      |      |                 |                     |      |              |          |                   |                |              |          |         |
| Czech Republic          | 11666 |                    | 22      | 1481         |      | 4860 | 6373            |                     |      | 395          | 395      |                   |                | 4898         | 4898     | 0       |
| Georgia                 | 2972  | 2506               | 0       | 0            | 0    | 0    | 2506            | 91                  | 0    | 0            | 91       | 366               | 3              | 2            | 371      | 4       |
| Israel †                | 6692  | 5939               | 2       | 0            | 0    | 293  | 6234            | 171                 | 286  | 1            | 458      |                   |                |              |          | 0       |
| Italy (8 of 20 regions) | 30191 | 12617              | 93      | 141          | 291  | 3785 | 16927           | 1148                | 1017 | 6            | 2171     | 5418              | 5675           | 0            | 11093    | 0       |
| Kosovo                  | 539   | 524                | 0       | 0            | 0    | 0    | 524             | 0                   | 1    | 0            | 1        | 14                | 0              | 0            | 14       | 0       |
| Latvia                  | 1058  | 384                | 0       | 0            | 0    | 0    | 384             |                     |      | 98           | 98       |                   |                | 576          | 576      | 0       |
| Lithuania               | 2268  | 1340               | 0       | 0            | 0    | 0    | 1340            | 30                  | 23   | 0            | 53       |                   |                | 875          | 875      | 0       |
| North Macedonia         | 1761  | 1520               | 1       | 0            | 0    | 0    | 1521            | 0                   | 22   | 0            | 22       | 202               | 16             | 0            | 218      | 0       |
| Poland                  | 30278 | 18452              | 0       | 0            | 0    | 0    | 18452           | 472                 | 654  | 0            | 1126     |                   |                | 10700        | 10700    | 0       |
| Portugal                | 20259 | 323                | 0       | 0            | 5166 | 6496 | 11985           | 316                 | 440  | 0            | 756      | 699               | 6819           | 0            | 7518     | 0       |
| Russia                  | 47486 | 34074              | 0       | 0            | 0    | 1822 | 35896           | 126                 | 2295 | 0            | 2421     | 1450              | 5992           | 1727         | 9169     | 0       |
| Slovakia †              | 3559  | 692                | 0       | 0            | 0    | 2793 | 3485            | 37                  | 37   | 0            | 74       |                   |                |              |          | 0       |
| Spain                   | 59810 |                    |         | 24522        |      |      | 24522           |                     |      | 3107         | 3107     |                   |                | 32181        | 32181    | 0       |
| Tunisia, Sfax region    | 1176  | 965                | 0       | 0            | 0    | 0    | 965             | 16                  | 26   | 0            | 42       |                   |                | 169          | 169      | 0       |
| Turkey                  | 77311 | 55579              | 414     | 769          | 6    | 1867 | 58635           | 2267                | 1079 | 0            | 3346     | 0                 | 0              | 15330        | 15330    | 0       |
| Ukraine                 | 8904  | 4961               | 0       | 0            | 0    | 1798 | 6759            | 80                  | 806  | 0            | 886      | 816               | 352            | 91           | 1259     | 0       |

Abbreviations used: HD: haemodialysis; Unkn: unknown; HF: haemofiltration; HDF: haemodiafiltration; APD: automated peritoneal dialysis; CAPD: continuous ambulatory peritoneal dialysis; PD: peritoneal dialysis; Tx: transplant  
 When cells are left empty, the data are unavailable

† Data include dialysis patients only

Table C.4.7  
**Prevalence per million population by treatment modality, unadjusted**  
*prevalent patients on December 31*

|                         | All    | Haemodialysis      |         |              |       |       |                 | Peritoneal dialysis |      |              |          | Kidney transplant |                |              |          | Missing |
|-------------------------|--------|--------------------|---------|--------------|-------|-------|-----------------|---------------------|------|--------------|----------|-------------------|----------------|--------------|----------|---------|
|                         |        | HD hospital/centre | HD home | HD type Unkn | HF    | HDF   | Total HD/HF/HDF | APD                 | CAPD | PD type Unkn | Total PD | Living donor      | Deceased donor | Tx type Unkn | Total Tx |         |
|                         | Pmp    | Pmp                | Pmp     | Pmp          | Pmp   | Pmp   | Pmp             | Pmp                 | Pmp  | Pmp          | Pmp      | Pmp               | Pmp            | Pmp          | Pmp      | Pmp     |
| Albania                 | 546.8  | 425.3              | 0       | 0            | 0     | 0     | 425.3           | 16.9                | 0    | 0            | 16.9     | 75.9              | 16.2           | 4.9          | 96.9     | 7.7     |
| Belarus                 | 452.5  | 205.9              | 0       | 0            | 0     | 24.8  | 230.6           | 1.7                 | 32.3 | 0            | 34.0     | 10.1              | 177.7          | 0            | 187.8    | 0       |
| Bulgaria                | 627.1  | 494.2              | 0       | 0            | 0     | 20.3  | 514.5           | 6.2                 | 13.0 | 0            | 19.3     | 17.2              | 70.5           | 5.7          | 93.3     | 0       |
| Croatia                 | 1248.5 | 552.2              | 0       | 0            | 0     | 121.5 | 673.7           | 19.1                | 45.3 | 0            | 64.4     | 6.2               | 501.3          | 1.9          | 509.4    | 1.1     |
| Cyprus                  |        |                    |         |              |       |       |                 |                     |      |              |          |                   |                |              |          |         |
| Czech Republic          | 1176.0 |                    | 2.2     | 149.3        |       |       | 489.9           |                     |      | 39.8         | 39.8     |                   |                | 493.7        | 493.7    | 0       |
| Georgia                 | 797.6  | 672.5              | 0       | 0            | 0     | 0     | 672.5           | 24.4                | 0    | 0            | 24.4     | 98.2              | 0.8            | 0.5          | 99.6     | 1.1     |
| Israel †                | 768.1  | 681.6              | 0.2     | 0            | 0     | 33.6  | 715.5           | 19.6                | 32.8 | 0.1          | 52.6     |                   |                |              |          | 0       |
| Italy (8 of 20 regions) | 1136.8 | 475.1              | 3.5     | 5.3          | 11.0  | 142.5 | 637.3           | 43.2                | 38.3 | 0.2          | 81.7     | 204.0             | 213.7          | 0            | 417.7    | 0       |
| Kosovo                  | 319.4  | 310.5              | 0       | 0            | 0     | 0     | 310.5           | 0                   | 0.6  | 0            | 0.6      | 8.3               | 0              | 0            | 8.3      | 0       |
| Latvia                  | 683.8  | 248.2              | 0       | 0            | 0     | 0     | 248.2           |                     |      | 63.3         | 63.3     |                   |                | 372.3        | 372.3    | 0       |
| Lithuania               | 796.3  | 470.5              | 0       | 0            | 0     | 0     | 470.5           | 10.5                | 8.1  | 0            | 18.6     |                   |                | 307.2        | 307.2    | 0       |
| North Macedonia         | 870.9  | 751.7              | 0.5     | 0            | 0     | 0     | 752.2           | 0                   | 10.9 | 0            | 10.9     | 99.9              | 7.9            | 0            | 107.8    | 0       |
| Poland                  | 787.9  | 480.1              | 0       | 0            | 0     | 0     | 480.1           | 12.3                | 17.0 | 0            | 29.3     |                   |                | 278.4        | 278.4    | 0       |
| Portugal                | 1965.0 | 31.3               | 0       | 0            | 501.1 | 630.1 | 1162.5          | 30.6                | 42.7 | 0            | 73.3     | 67.8              | 661.4          | 0            | 729.2    | 0       |
| Russia                  | 333.3  | 239.2              | 0       | 0            | 0     | 12.8  | 252.0           | 0.9                 | 16.1 | 0            | 17.0     | 10.2              | 42.1           | 12.1         | 64.4     | 0       |
| Slovakia †              | 654.6  | 127.3              | 0       | 0            | 0     | 513.7 | 641.0           | 6.8                 | 6.8  | 0            | 13.6     |                   |                |              |          | 0       |
| Spain                   | 1284.2 |                    |         | 526.5        |       |       | 526.5           |                     |      | 66.7         | 66.7     |                   |                | 691.0        | 691.0    | 0       |
| Tunisia, Sfax region    | 1017.6 | 975.1              | 0       | 0            | 0     | 0     | 975.1           | 16.2                | 26.3 | 0            | 42.4     |                   |                |              | 170.8    | 0       |
| Turkey                  | 956.7  | 687.8              | 5.1     | 9.5          | 0.1   | 23.1  | 725.6           | 28.1                | 13.4 | 0            | 41.4     | 0                 | 0              | 189.7        | 189.7    | 0       |
| Ukraine                 | 209.9  | 117.0              | 0       | 0            | 0     | 42.4  | 159.4           | 1.9                 | 19.0 | 0            | 20.9     | 19.2              | 8.3            | 2.1          | 29.7     | 0       |

Abbreviations used: HD: haemodialysis; Unkn: unknown; HF: haemofiltration; HDF: haemodiafiltration; APD: automated peritoneal dialysis; CAPD: continuous ambulatory peritoneal dialysis; PD: peritoneal dialysis; Tx: transplant  
 Categories may not add up because of rounding off  
 When cells are left empty, the data are unavailable  
 † Data include dialysis patients only

Table C.4.8  
**Treatment modality distribution, unadjusted**  
*prevalent patients on December 31*

|                         | All | Haemodialysis      |         |              |      |      |                 | Peritoneal dialysis |      |              |          | Kidney transplant |                |              |          | Missing |
|-------------------------|-----|--------------------|---------|--------------|------|------|-----------------|---------------------|------|--------------|----------|-------------------|----------------|--------------|----------|---------|
|                         |     | HD hospital/centre | HD home | HD type Unkn | HF   | HDF  | Total HD/HF/HDF | APD                 | CAPD | PD type Unkn | Total PD | Living donor      | Deceased donor | Tx type Unkn | Total Tx |         |
|                         |     | %                  | %       | %            | %    | %    | %               | %                   | %    | %            | %        | %                 | %              | %            | %        |         |
| Albania                 | 100 | 77.8               | 0       | 0            | 0    | 0    | 77.8            | 3.1                 | 0    | 0            | 3.1      | 13.9              | 3.0            | 0.9          | 17.7     | 1.4     |
| Belarus                 | 100 | 45.5               | 0       | 0            | 0    | 5.5  | 51.0            | 0.4                 | 7.1  | 0            | 7.5      | 2.2               | 39.3           | 0            | 41.5     | 0       |
| Bulgaria                | 100 | 78.8               | 0       | 0            | 0    | 3.2  | 82.0            | 1.0                 | 2.1  | 0            | 3.1      | 2.7               | 11.2           | 0.9          | 14.9     | 0       |
| Croatia                 | 100 | 44.2               | 0       | 0            | 0    | 9.7  | 54.0            | 1.5                 | 3.6  | 0            | 5.2      | 0.5               | 40.2           | 0.2          | 40.8     | 0.1     |
| Cyprus                  | 100 |                    |         |              |      |      |                 |                     |      |              |          |                   |                |              |          |         |
| Czech Republic          | 100 |                    | 0.2     | 12.7         |      | 41.7 | 54.6            |                     |      | 3.4          | 3.4      |                   |                | 42.0         | 42.0     | 0       |
| Georgia                 | 100 | 84.3               | 0       | 0            | 0    | 0    | 84.3            | 3.1                 | 0    | 0            | 3.1      | 12.3              | 0.1            | 0.1          | 12.5     | 0.1     |
| Israel †                | 100 | 88.7               | 0       | 0            | 0    | 4.4  | 93.2            | 2.6                 | 4.3  | 0            | 6.8      |                   |                |              |          | 0       |
| Italy (8 of 20 regions) | 100 | 41.8               | 0.3     | 0.5          | 1.0  | 12.5 | 56.1            | 3.8                 | 3.4  | 0            | 7.2      | 17.9              | 18.8           | 0            | 36.7     | 0       |
| Kosovo                  | 100 | 97.2               | 0       | 0            | 0    | 0    | 97.2            | 0                   | 0.2  | 0            | 0.2      | 2.6               | 0              | 0            | 2.6      | 0       |
| Latvia                  | 100 | 36.3               | 0       | 0            | 0    | 0    | 36.3            |                     |      | 9.3          | 9.3      |                   |                | 54.4         | 54.4     | 0       |
| Lithuania               | 100 | 59.1               | 0       | 0            | 0    | 0    | 59.1            | 1.3                 | 1.0  | 0            | 2.3      |                   |                | 38.6         | 38.6     | 0       |
| North Macedonia         | 100 | 86.3               | 0.1     | 0            | 0    | 0    | 86.4            | 0                   | 1.2  | 0            | 1.2      | 11.5              | 0.9            | 0            | 12.4     | 0       |
| Poland                  | 100 | 60.9               | 0       | 0            | 0    | 0    | 60.9            | 1.6                 | 2.2  | 0            | 3.7      |                   |                | 35.3         | 35.3     | 0       |
| Portugal                | 100 | 1.6                | 0       | 0            | 25.5 | 32.1 | 59.2            | 1.6                 | 2.2  | 0            | 3.7      | 3.5               | 33.7           | 0            | 37.1     | 0       |
| Russia                  | 100 | 71.8               | 0       | 0            | 0    | 3.8  | 75.6            | 0.3                 | 4.8  | 0            | 5.1      | 3.1               | 12.6           | 3.6          | 19.3     | 0       |
| Slovakia †              | 100 | 19.4               | 0       | 0            | 0    | 78.5 | 97.9            | 1.0                 | 1.0  | 0            | 2.1      |                   |                |              |          | 0       |
| Spain                   | 100 |                    |         | 41.0         |      |      | 41.0            |                     |      | 5.2          | 5.2      |                   |                | 53.8         | 53.8     | 0       |
| Tunisia, Sfax region    | 100 | 82.1               | 0       | 0            | 0    | 0    | 82.1            | 1.4                 | 2.2  | 0            | 3.6      |                   |                |              | 14.4     | 0       |
| Turkey                  | 100 | 71.9               | 0.5     | 1.0          | 0    | 2.4  | 75.8            | 2.9                 | 1.4  | 0            | 4.3      | 0                 | 0              | 19.8         | 19.8     | 0       |
| Ukraine                 | 100 | 55.7               | 0       | 0            | 0    | 20.2 | 75.9            | 0.9                 | 9.1  | 0            | 10.0     | 9.2               | 4.0            | 1.0          | 14.1     | 0       |

Abbreviations used: HD: haemodialysis; Unkn: unknown; HF: haemofiltration; HDF: haemodiafiltration; APD: automated peritoneal dialysis; CAPD: continuous ambulatory peritoneal dialysis; PD: peritoneal dialysis; Tx: transplant  
 Categories may not add up because of rounding off  
 When cells are left empty, the data are unavailable  
 † Data include dialysis patients only



Table C.5.1  
Kidney transplant counts and percentages by donor type

|                         | All  |     | Living donor |      |           |      |           |      | Deceased donor |      | Donor type Unkn |      |    |      |
|-------------------------|------|-----|--------------|------|-----------|------|-----------|------|----------------|------|-----------------|------|----|------|
|                         | N    | %   | Related      |      | Unrelated |      | Type Unkn |      | All            |      | N               | %    | N  | %    |
|                         |      |     | N            | %    | N         | %    | N         | %    | N              | %    |                 |      |    |      |
| Albania                 | 25   | 100 | 25           | 100  | 0         | 0    | 0         | 0    | 25             | 100  | 0               | 0    | 0  | 0    |
| Belarus                 | 301  | 100 |              |      |           |      | 7         | 2.3  | 7              | 2.3  | 294             | 97.7 | 0  | 0    |
| Bulgaria                | 40   | 100 | 8            | 20.0 | 0         | 0    | 0         | 0    | 8              | 20.0 | 32              | 80.0 | 0  | 0    |
| Croatia                 | 190  | 100 | 5            | 2.6  | 0         | 0    | 0         | 0    | 5              | 2.6  | 185             | 97.4 | 0  | 0    |
| Cyprus                  | 17   | 100 | 5            | 29.4 | 4         | 23.5 | 0         | 0    | 9              | 52.9 | 8               | 47.1 | 0  | 0    |
| Czech Republic          | 469  | 100 |              |      |           |      | 51        | 10.9 | 51             | 10.9 | 418             | 89.1 | 0  | 0    |
| Georgia                 | 23   | 100 | 20           | 87.0 | 0         | 0    | 0         | 0    | 20             | 87.0 | 3               | 13.0 | 0  | 0    |
| Israel                  | 409  | 100 |              |      |           |      | 222       | 54.3 | 222            | 54.3 | 144             | 35.2 | 43 | 10.5 |
| Italy (8 of 20 regions) | 907  | 100 | 23           | 2.5  | 28        | 3.1  | 34        | 3.7  | 85             | 9.4  | 822             | 90.6 | 0  | 0    |
| Kosovo                  | 10   | 100 | 6            | 60.0 | 4         | 40.0 | 0         | 0    | 10             | 100  | 0               | 0    | 0  | 0    |
| Latvia                  | 48   | 100 | 7            | 14.6 | 5         | 10.4 | 0         | 0    | 12             | 25.0 | 36              | 75.0 | 0  | 0    |
| Lithuania               | 77   | 100 |              |      |           |      | 6         | 7.8  | 6              | 7.8  | 71              | 92.2 | 0  | 0    |
| North Macedonia         | 16   | 100 | 14           | 87.5 | 2         | 12.5 | 0         | 0    | 16             | 100  | 0               | 0    | 0  | 0    |
| Poland                  | 1060 | 100 |              |      |           |      | 56        | 5.3  | 56             | 5.3  | 1004            | 94.7 | 0  | 0    |
| Portugal                | 493  | 100 |              |      |           |      | 77        | 15.6 | 77             | 15.6 | 416             | 84.4 | 0  | 0    |
| Russia                  | 1175 | 100 | 201          | 17.1 | 0         | 0    | 0         | 0    | 201            | 17.1 | 974             | 82.9 | 0  | 0    |
| Slovakia +              | 153  | 100 | 8            | 5.2  | 3         | 2.0  | 0         | 0    | 11             | 7.2  | 142             | 92.8 | 0  | 0    |
| Spain □                 | 3269 | 100 | 318          | 9.7  | 14        | 0.4  | 0         | 0    | 332            | 10.2 | 2937            | 89.8 | 0  | 0    |
| Tunisia, Sfax region    | 6    | 100 | 3            | 50.0 | 3         | 50.0 | 0         | 0    | 6              | 100  | 0               | 0    | 0  | 0    |
| Turkey                  | 3342 | 100 | 2359         | 70.6 | 290       | 8.7  | 0         | 0    | 2649           | 79.3 | 693             | 20.7 | 0  | 0    |
| Ukraine                 | 112  | 100 | 67           | 59.8 | 6         | 5.4  | 0         | 0    | 73             | 65.2 | 39              | 34.8 | 0  | 0    |

Categories may not add up because of rounding off

When cells are left empty, the data are unavailable

+ Data from: Slovak Centre of Organ Transplantation

□ Data from: Organización Nacional de Trasplantes (ONT), 2017 from total Spanish population

Table C.5.2  
Kidney transplants per million population by donor type, unadjusted

|                         | All  | Living donor |           |           | Deceased donor | Donor type Unkn |
|-------------------------|------|--------------|-----------|-----------|----------------|-----------------|
|                         |      | Related      | Unrelated | Type Unkn | All            |                 |
|                         | Pmp  | Pmp          | Pmp       | Pmp       | Pmp            | Pmp             |
| Albania                 | 8.8  | 8.8          | 0         | 0         | 8.8            | 0               |
| Belarus                 | 31.7 |              |           | 0.7       | 0.7            | 31.0            |
| Bulgaria                | 5.7  | 1.1          | 0         | 0         | 1.1            | 4.5             |
| Croatia                 | 51.2 | 1.3          | 0         | 0         | 1.3            | 49.8            |
| Cyprus                  | 19.7 | 5.8          | 4.6       | 0         | 10.4           | 9.3             |
| Czech Republic          | 47.3 |              |           | 5.1       | 5.1            | 42.1            |
| Georgia                 | 6.2  | 5.4          | 0         | 0         | 5.4            | 0.8             |
| Israel                  | 46.9 |              |           | 25.5      | 25.5           | 16.5            |
| Italy (8 of 20 regions) | 34.2 | 0.9          | 1.1       | 1.3       | 3.2            | 31.0            |
| Kosovo                  | 5.9  | 3.6          | 2.4       | 0         | 5.9            | 0               |
| Latvia                  | 31.0 | 4.5          | 3.2       | 0         | 7.8            | 23.3            |
| Lithuania               | 27.0 |              |           | 2.1       | 2.1            | 24.9            |
| North Macedonia         | 7.9  | 6.9          | 1.0       | 0         | 7.9            | 0               |
| Poland                  | 27.6 |              |           | 1.5       | 1.5            | 26.1            |
| Portugal                | 47.8 |              |           | 7.5       | 7.5            | 40.3            |
| Russia                  | 8.2  | 1.4          | 0         | 0         | 1.4            | 6.8             |
| Slovakia +              | 28.1 | 1.5          | 0.6       | 0         | 2.0            | 26.1            |
| Spain ☐                 | 70.2 | 6.8          | 0.3       | 0         | 7.1            | 63.1            |
| Tunisia, Sfax region    | 6.1  | 3.0          | 3.0       | 0         | 6.1            | 0               |
| Turkey                  | 41.4 | 29.2         | 3.6       | 0         | 32.8           | 8.6             |
| Ukraine                 | 2.6  | 1.6          | 0.1       | 0         | 1.7            | 0.9             |

Categories may not add up because of rounding off

When cells are left empty, the data are unavailable

+ Data from: Slovak Centre of Organ Transplantation

☐ Data from: Organización Nacional de Trasplantes (ONT), 2017 from total Spanish population

**Section D: Paediatric data reference tables**



## Section D: Paediatric data reference tables

The incidence and prevalence of RRT in paediatric patients are based on data from 24 registries from 16 countries that provided individual patient data on children via the ERA-EDTA Registry, including Austria, Bosnia and Herzegovina, Denmark, Estonia, Finland, France, Greece, Iceland, Norway, Romania, Serbia, Spain (Andalusia), Spain (Aragon), Spain (Asturias), Spain (Basque country), Spain (Catalonia), Spain (Community of Madrid), Spain (Extremadura), Spain (Galicia), Spain (Murcia), Sweden, Switzerland, the Netherlands, and United Kingdom (Scotland). In the analyses the data collected between 2012 and 2017 were used. As not all countries provided data over the complete period or had a complete coverage over the entire follow-up and to allow for comparison over the years, data are shown both including and excluding the data from Estonia, Romania, Serbia, Switzerland, and the Netherlands. The methods that were applied to the data on paediatric patients were similar to those applied to the data on adult patients and are described in the Methods section. However, as not all regions in Spain had specialised paediatric centres, non-residents were also included in the incidence and prevalence.

### D1 GENERAL POPULATION AGE DISTRIBUTION

Table D.1.1  
Population covered (in thousands)  
by age and cohort

| Cohort      | All    | 0-4   | 5-9   | 10-14 | 15-19 |
|-------------|--------|-------|-------|-------|-------|
|             | N      | N     | N     | N     | N     |
| 2012        | 34699  | 8717  | 8697  | 8546  | 8739  |
| 2013        | 34674  | 8648  | 8794  | 8592  | 8640  |
| 2014        | 34697  | 8536  | 8892  | 8653  | 8615  |
| 2015        | 34643  | 8433  | 8916  | 8681  | 8613  |
| 2016        | 34722  | 8318  | 8955  | 8749  | 8700  |
| 2017        | 34657  | 8204  | 8913  | 8815  | 8724  |
| 2012 *      | 42765  | 10651 | 10682 | 10613 | 10819 |
| 2013 *      | 43009  | 10610 | 10871 | 10742 | 10786 |
| 2014 *      | 42946  | 10455 | 10959 | 10781 | 10751 |
| 2015 *      | 44469  | 10742 | 11373 | 11175 | 11179 |
| 2016 *      | 45685  | 10907 | 11681 | 11526 | 11571 |
| 2017 *      | 45488  | 10784 | 11589 | 11555 | 11559 |
| 2012-2017 * | 264362 | 64150 | 67154 | 66393 | 66665 |

\* Including data from Estonia since 2013, Romania (coverage from 100% in 2012 to 97% in 2017), Serbia since 2016 (coverage 100% in 2016 and 97% in 2017), Switzerland since 2015 (coverage 99.9% in 2015 and 100% in 2016 and 2017), and the Netherlands (coverage 94% for incidence and 96% for prevalence in 2016, 93% for incidence and 97% for prevalence in 2017, and 100% in all other years)

## D2 INCIDENT PATIENTS ACCEPTED FOR RRT, AT DAY 1

Table D.2.1  
Incident counts by age and cohort  
at day 1

| Cohort      | All  | 0-4 | 5-9 | 10-14 | 15-19 |
|-------------|------|-----|-----|-------|-------|
|             | N    | N   | N   | N     | N     |
| 2012-2013   | 552  | 110 | 78  | 145   | 219   |
| 2014-2015   | 588  | 131 | 85  | 148   | 224   |
| 2016-2017   | 612  | 135 | 89  | 153   | 235   |
| 2012-2013 * | 664  | 131 | 94  | 172   | 267   |
| 2014-2015 * | 716  | 150 | 105 | 170   | 291   |
| 2016-2017 * | 787  | 188 | 109 | 190   | 300   |
| 2012-2017 * | 2167 | 469 | 308 | 532   | 858   |

\* Including data from Estonia since 2013, Romania (coverage from 100% in 2012 to 97% in 2017), Serbia since 2016 (coverage 100% in 2016 and 97% in 2017), Switzerland since 2015 (coverage 99.9% in 2015 and 100% in 2016 and 2017), and the Netherlands (coverage 94% in 2016, 93% in 2017, and 100% in all other years)

Table D.2.2  
Incident counts by age, treatment modality, and cohort  
at day 1

| Cohort        | All  |     |     | 0-4 |     |    | 5-9 |    |     | 10-14 |    |     | 15-19 |     |     |
|---------------|------|-----|-----|-----|-----|----|-----|----|-----|-------|----|-----|-------|-----|-----|
|               | HD   | PD  | Tx  | HD  | PD  | Tx | HD  | PD | Tx  | HD    | PD | Tx  | HD    | PD  | Tx  |
|               | N    | N   | N   | N   | N   | N  | N   | N  | N   | N     | N  | N   | N     | N   | N   |
| 2012-2013     | 277  | 137 | 128 | 30  | 66  | 11 | 35  | 18 | 25  | 68    | 25 | 47  | 144   | 28  | 45  |
| 2014-2015     | 267  | 170 | 143 | 33  | 83  | 12 | 26  | 27 | 32  | 81    | 21 | 42  | 127   | 39  | 57  |
| 2016-2017     | 313  | 136 | 160 | 54  | 66  | 15 | 42  | 16 | 29  | 66    | 27 | 60  | 151   | 27  | 56  |
| 2012-2013 *   | 341  | 157 | 156 | 35  | 78  | 15 | 44  | 20 | 30  | 84    | 27 | 56  | 178   | 32  | 55  |
| 2014-2015 *   | 349  | 188 | 171 | 39  | 90  | 18 | 38  | 31 | 36  | 99    | 22 | 45  | 173   | 45  | 72  |
| 2016-2017 *   | 419  | 164 | 200 | 93  | 75  | 20 | 48  | 22 | 37  | 90    | 31 | 68  | 188   | 36  | 75  |
| 2012-2017 * † | 1109 | 509 | 527 | 167 | 243 | 53 | 130 | 73 | 103 | 273   | 80 | 169 | 539   | 113 | 202 |

\* Including data from Estonia since 2013, Romania (coverage from 100% in 2012 to 97% in 2017), Serbia since 2016 (coverage 100% in 2016 and 97% in 2017), Switzerland since 2015 (coverage 99.9% in 2015 and 100% in 2016 and 2017), and the Netherlands (coverage 94% in 2016, 93% in 2017, and 100% in all other years)

† For 22 patients information on treatment modality at start was unavailable

Table D.2.3  
Incident counts by age and primary renal disease  
between 2012 and 2017, at day 1

|                         | All | 0-4 | 5-9 | 10-14 | 15-19 |
|-------------------------|-----|-----|-----|-------|-------|
|                         | N   | N   | N   | N     | N     |
| CAKUT                   | 651 | 158 | 110 | 176   | 207   |
| Glomerulonephritis      | 371 | 66  | 50  | 69    | 186   |
| Cystic kidney disease   | 203 | 42  | 45  | 68    | 48    |
| Hereditary Nephropathy  | 187 | 69  | 19  | 37    | 62    |
| Ischaemic Renal Failure | 33  | 7   | 3   | 8     | 15    |
| HUS                     | 60  | 17  | 6   | 12    | 25    |
| Metabolic disorders     | 46  | 8   | 7   | 17    | 14    |
| Vasculitis              | 35  | 0   | 1   | 11    | 23    |
| Miscellaneous           | 252 | 68  | 24  | 42    | 118   |
| Missing, unknown        | 329 | 34  | 43  | 92    | 160   |

Including data from Estonia since 2013, Romania (coverage from 100% in 2012 to 97% in 2017), Serbia since 2016 (coverage 100% in 2016 and 97% in 2017), Switzerland since 2015 (coverage 99.9% in 2015 and 100% in 2016 and 2017), and the Netherlands (coverage 94% in 2016, 93% in 2017, and 100% in all other years)

## D2 INCIDENT PATIENTS ACCEPTED FOR RRT, AT DAY 1

Table D.2.4  
Incidence per million age-related population by age and cohort  
at day 1

| Cohort      | All   | 0-4   | 5-9   | 10-14 | 15-19 |
|-------------|-------|-------|-------|-------|-------|
|             | Pmarp | Pmarp | Pmarp | Pmarp | Pmarp |
| 2012-2013   | 8.0   | 6.3   | 4.5   | 8.5   | 12.6  |
| 2014-2015   | 8.5   | 7.7   | 4.8   | 8.5   | 13.0  |
| 2016-2017   | 8.8   | 8.2   | 5.0   | 8.7   | 13.5  |
| 2012-2013 * | 7.7   | 6.2   | 4.4   | 8.1   | 12.4  |
| 2014-2015 * | 8.2   | 7.1   | 4.7   | 7.7   | 13.3  |
| 2016-2017 * | 8.6   | 8.7   | 4.7   | 8.2   | 13.0  |
| 2012-2017 * | 8.2   | 7.3   | 4.6   | 8.0   | 12.9  |

\* Including data from Estonia since 2013, Romania (coverage from 100% in 2012 to 97% in 2017), Serbia since 2016 (coverage 100% in 2016 and 97% in 2017), Switzerland since 2015 (coverage 99.9% in 2015 and 100% in 2016 and 2017), and the Netherlands (coverage 94% in 2016, 93% in 2017, and 100% in all other years)

Table D.2.5  
Incidence per million age-related population by age, treatment modality, and cohort  
at day 1

| Cohort        | All   |       |       | 0-4   |       |       | 5-9   |       |       | 10-14 |       |       | 15-19 |       |       |
|---------------|-------|-------|-------|-------|-------|-------|-------|-------|-------|-------|-------|-------|-------|-------|-------|
|               | HD    | PD    | Tx    | HD    | PD    | Tx    | HD    | PD    | Tx    | HD    | PD    | Tx    | HD    | PD    | Tx    |
|               | Pmarp | Pmarp | Pmarp | Pmarp | Pmarp | Pmarp | Pmarp | Pmarp | Pmarp | Pmarp | Pmarp | Pmarp | Pmarp | Pmarp | Pmarp |
| 2012-2013     | 4.0   | 2.0   | 1.8   | 1.7   | 3.8   | 0.6   | 2.0   | 1.0   | 1.4   | 4.0   | 1.5   | 2.7   | 8.3   | 1.6   | 2.6   |
| 2014-2015     | 3.9   | 2.5   | 2.1   | 1.9   | 4.9   | 0.7   | 1.5   | 1.5   | 1.8   | 4.7   | 1.2   | 2.4   | 7.4   | 2.3   | 3.3   |
| 2016-2017     | 4.5   | 2.0   | 2.3   | 3.3   | 4.0   | 0.9   | 2.4   | 0.9   | 1.6   | 3.8   | 1.5   | 3.4   | 8.7   | 1.5   | 3.2   |
| 2012-2013 *   | 4.0   | 1.8   | 1.8   | 1.6   | 3.7   | 0.7   | 2.0   | 0.9   | 1.4   | 3.9   | 1.3   | 2.6   | 8.2   | 1.5   | 2.5   |
| 2014-2015 *   | 4.0   | 2.2   | 2.0   | 1.8   | 4.2   | 0.8   | 1.7   | 1.4   | 1.6   | 4.5   | 1.0   | 2.0   | 7.9   | 2.1   | 3.3   |
| 2016-2017 *   | 4.6   | 1.8   | 2.2   | 4.3   | 3.5   | 0.9   | 2.1   | 0.9   | 1.6   | 3.9   | 1.3   | 2.9   | 8.1   | 1.6   | 3.2   |
| 2012-2017 * † | 4.2   | 1.9   | 2.0   | 2.6   | 3.8   | 0.8   | 1.9   | 1.1   | 1.5   | 4.1   | 1.2   | 2.5   | 8.1   | 1.7   | 3.0   |

\* Including data from Estonia since 2013, Romania (coverage from 100% in 2012 to 97% in 2017), Serbia since 2016 (coverage 100% in 2016 and 97% in 2017), Switzerland since 2015 (coverage 99.9% in 2015 and 100% in 2016 and 2017), and the Netherlands (coverage 94% in 2016, 93% in 2017, and 100% in all other years)

† For 22 patients information on treatment modality at start was unavailable

Table D.2.6  
Incidence per million age-related population by age and primary renal disease  
between 2012 and 2017, at day 1

|                         | All   | 0-4   | 5-9   | 10-14 | 15-19 |
|-------------------------|-------|-------|-------|-------|-------|
|                         | Pmarp | Pmarp | Pmarp | Pmarp | Pmarp |
| CAKUT                   | 2.5   | 2.5   | 1.6   | 2.7   | 3.1   |
| Glomerulonephritis      | 1.4   | 1.0   | 0.7   | 1.0   | 2.8   |
| Cystic kidney disease   | 0.8   | 0.7   | 0.7   | 1.0   | 0.7   |
| Hereditary Nephropathy  | 0.7   | 1.1   | 0.3   | 0.6   | 0.9   |
| Ischaemic Renal Failure | 0.1   | 0.1   | 0.0   | 0.1   | 0.2   |
| HUS                     | 0.2   | 0.3   | 0.1   | 0.2   | 0.4   |
| Metabolic disorders     | 0.2   | 0.1   | 0.1   | 0.3   | 0.2   |
| Vasculitis              | 0.1   | 0.0   | 0.0   | 0.2   | 0.3   |
| Miscellaneous           | 1.0   | 1.1   | 0.4   | 0.6   | 1.8   |
| Missing, unknown        | 1.2   | 0.5   | 0.6   | 1.4   | 2.4   |

Including data from Estonia since 2013, Romania (coverage from 100% in 2012 to 97% in 2017), Serbia since 2016 (coverage 100% in 2016 and 97% in 2017), Switzerland since 2015 (coverage 99.9% in 2015 and 100% in 2016 and 2017), and the Netherlands (coverage 94% in 2016, 93% in 2017, and 100% in all other years)

**D3 PREVALENT PATIENTS ON RRT**

Table D.3.1  
**Prevalent counts by age and cohort**  
*prevalent patients on December 31*

| Cohort | All  | 0-4 | 5-9 | 10-14 | 15-19 |
|--------|------|-----|-----|-------|-------|
|        | N    | N   | N   | N     | N     |
| 2012   | 2078 | 182 | 349 | 549   | 998   |
| 2013   | 2079 | 171 | 357 | 573   | 978   |
| 2014   | 2064 | 174 | 361 | 585   | 944   |
| 2015   | 2105 | 185 | 365 | 601   | 954   |
| 2016   | 2162 | 189 | 376 | 597   | 1000  |
| 2017   | 2200 | 177 | 381 | 609   | 1033  |
| 2012 * | 2434 | 210 | 399 | 645   | 1180  |
| 2013 * | 2447 | 196 | 407 | 671   | 1173  |
| 2014 * | 2429 | 193 | 426 | 671   | 1139  |
| 2015 * | 2461 | 207 | 432 | 687   | 1135  |
| 2016 * | 2592 | 211 | 464 | 704   | 1213  |
| 2017 * | 2718 | 235 | 462 | 727   | 1294  |

\* Including data from Estonia since 2013, Romania (coverage from 100% in 2012 to 97% in 2017), Serbia since 2016 (coverage 100% in 2016 and 97% in 2017), Switzerland since 2015 (coverage 99.9% in 2015 and 100% in 2016 and 2017), and the Netherlands (coverage 96% in 2016, 97% in 2017, and 100% in all other years)

Table D.3.2  
**Prevalent counts by age, treatment modality, and cohort**  
*prevalent patients on December 31*

| Cohort | All |     |      | 0-4 |    |    | 5-9 |    |     | 10-14 |    |     | 15-19 |    |      |
|--------|-----|-----|------|-----|----|----|-----|----|-----|-------|----|-----|-------|----|------|
|        | HD  | PD  | Tx   | HD  | PD | Tx | HD  | PD | Tx  | HD    | PD | Tx  | HD    | PD | Tx   |
|        | N   | N   | N    | N   | N  | N  | N   | N  | N   | N     | N  | N   | N     | N  | N    |
| 2012   | 291 | 145 | 1596 | 36  | 65 | 77 | 37  | 25 | 280 | 56    | 23 | 460 | 162   | 32 | 779  |
| 2013   | 293 | 141 | 1605 | 33  | 52 | 80 | 36  | 25 | 291 | 57    | 26 | 480 | 167   | 38 | 754  |
| 2014   | 270 | 132 | 1630 | 33  | 58 | 77 | 31  | 27 | 299 | 64    | 18 | 494 | 142   | 29 | 760  |
| 2015   | 285 | 139 | 1655 | 35  | 60 | 87 | 46  | 28 | 288 | 73    | 22 | 497 | 131   | 29 | 783  |
| 2016   | 286 | 154 | 1695 | 41  | 61 | 84 | 51  | 22 | 299 | 57    | 35 | 494 | 137   | 36 | 818  |
| 2017   | 282 | 148 | 1752 | 37  | 51 | 89 | 46  | 28 | 306 | 66    | 34 | 505 | 133   | 35 | 852  |
| 2012 * | 368 | 191 | 1829 | 42  | 75 | 89 | 43  | 32 | 317 | 65    | 37 | 533 | 218   | 47 | 890  |
| 2013 * | 393 | 181 | 1833 | 40  | 60 | 90 | 44  | 34 | 324 | 77    | 35 | 549 | 232   | 52 | 870  |
| 2014 * | 376 | 172 | 1849 | 36  | 60 | 91 | 46  | 38 | 338 | 83    | 25 | 554 | 211   | 49 | 866  |
| 2015 * | 378 | 179 | 1878 | 38  | 67 | 99 | 61  | 37 | 331 | 95    | 28 | 555 | 184   | 47 | 893  |
| 2016 * | 388 | 201 | 1976 | 48  | 68 | 92 | 65  | 32 | 363 | 86    | 45 | 562 | 189   | 56 | 959  |
| 2017 * | 417 | 203 | 2079 | 69  | 67 | 99 | 56  | 36 | 369 | 95    | 42 | 585 | 197   | 58 | 1026 |

\* Including data from Estonia since 2013, Romania (coverage from 100% in 2012 to 97% in 2017), Serbia since 2016 (coverage 100% in 2016 and 97% in 2017), Switzerland since 2015 (coverage 99.9% in 2015 and 100% in 2016 and 2017), and the Netherlands (coverage 96% in 2016, 97% in 2017, and 100% in all other years)

Table D.3.3  
**Prevalent counts by age and primary renal disease**  
*prevalent patients on December 31, 2017*

|                         | All | 0-4 | 5-9 | 10-14 | 15-19 |
|-------------------------|-----|-----|-----|-------|-------|
|                         | N   | N   | N   | N     | N     |
| CAKUT                   | 936 | 77  | 171 | 260   | 428   |
| Glomerulonephritis      | 396 | 33  | 63  | 97    | 203   |
| Cystic kidney disease   | 278 | 23  | 45  | 91    | 119   |
| Hereditary Nephropathy  | 280 | 38  | 61  | 74    | 107   |
| Ischaemic Renal Failure | 44  | 2   | 8   | 15    | 19    |
| HUS                     | 90  | 8   | 15  | 25    | 42    |
| Metabolic disorders     | 66  | 3   | 12  | 23    | 28    |
| Vasculitis              | 24  | 0   | 1   | 5     | 18    |
| Miscellaneous           | 293 | 41  | 40  | 64    | 148   |
| Missing, unknown        | 311 | 10  | 46  | 73    | 182   |

*Including data from Romania, Serbia, and the Netherlands (coverage 97% in 2017)*



**D3 PREVALENT PATIENTS ON RRT**

Table D.3.4  
**Prevalence per million age-related population by age and cohort**  
*prevalent patients on December 31*

| Cohort | All   | 0-4   | 5-9   | 10-14 | 15-19 |
|--------|-------|-------|-------|-------|-------|
|        | Pmarp | Pmarp | Pmarp | Pmarp | Pmarp |
| 2012   | 59.9  | 20.9  | 40.1  | 64.2  | 114.2 |
| 2013   | 60.0  | 19.8  | 40.6  | 66.7  | 113.2 |
| 2014   | 59.5  | 20.4  | 40.6  | 67.6  | 109.6 |
| 2015   | 60.8  | 21.9  | 40.9  | 69.2  | 110.8 |
| 2016   | 62.3  | 22.7  | 42.0  | 68.2  | 114.9 |
| 2017   | 63.5  | 21.6  | 42.7  | 69.1  | 118.4 |
| 2012 * | 56.9  | 19.7  | 37.4  | 60.8  | 109.1 |
| 2013 * | 56.9  | 18.5  | 37.4  | 62.5  | 108.7 |
| 2014 * | 56.6  | 18.5  | 38.9  | 62.2  | 105.9 |
| 2015 * | 55.3  | 19.3  | 38.0  | 61.5  | 101.5 |
| 2016 * | 56.6  | 19.3  | 39.7  | 61.0  | 104.6 |
| 2017 * | 59.6  | 21.7  | 39.7  | 62.7  | 111.5 |

\* Including data from Estonia since 2013, Romania (coverage from 100% in 2012 to 97% in 2017), Serbia since 2016 (coverage 100% in 2016 and 97% in 2017), Switzerland since 2015 (coverage 99.9% in 2015 and 100% in 2016 and 2017), and the Netherlands (coverage 96% in 2016, 97% in 2017, and 100% in all other years)

Table D.3.5  
**Prevalence per million age-related population by age, treatment modality, and cohort**  
*prevalent patients on December 31*

| Cohort | All   |       |       | 0-4   |       |       | 5-9   |       |       | 10-14 |       |       | 15-19 |       |       |
|--------|-------|-------|-------|-------|-------|-------|-------|-------|-------|-------|-------|-------|-------|-------|-------|
|        | HD    | PD    | Tx    | HD    | PD    | Tx    | HD    | PD    | Tx    | HD    | PD    | Tx    | HD    | PD    | Tx    |
|        | Pmarp | Pmarp | Pmarp | Pmarp | Pmarp | Pmarp | Pmarp | Pmarp | Pmarp | Pmarp | Pmarp | Pmarp | Pmarp | Pmarp | Pmarp |
| 2012   | 8.4   | 4.2   | 46.0  | 4.1   | 7.5   | 8.8   | 4.3   | 2.9   | 32.2  | 6.6   | 2.7   | 53.8  | 18.5  | 3.7   | 89.1  |
| 2013   | 8.5   | 4.1   | 46.3  | 3.8   | 6.0   | 9.3   | 4.1   | 2.8   | 33.1  | 6.6   | 3.0   | 55.9  | 19.3  | 4.4   | 87.3  |
| 2014   | 7.8   | 3.8   | 47.0  | 3.9   | 6.8   | 9.0   | 3.5   | 3.0   | 33.6  | 7.4   | 2.1   | 57.1  | 16.5  | 3.4   | 88.2  |
| 2015   | 8.2   | 4.0   | 47.8  | 4.2   | 7.1   | 10.3  | 5.2   | 3.1   | 32.3  | 8.4   | 2.5   | 57.3  | 15.2  | 3.4   | 90.9  |
| 2016   | 8.2   | 4.4   | 48.8  | 4.9   | 7.3   | 10.1  | 5.7   | 2.5   | 33.4  | 6.5   | 4.0   | 56.5  | 15.7  | 4.1   | 94.0  |
| 2017   | 8.1   | 4.3   | 50.6  | 4.5   | 6.2   | 10.8  | 5.2   | 3.1   | 34.3  | 7.5   | 3.9   | 57.3  | 15.2  | 4.0   | 97.7  |
| 2012 * | 8.6   | 4.5   | 42.8  | 3.9   | 7.0   | 8.4   | 4.0   | 3.0   | 29.7  | 6.1   | 3.5   | 50.2  | 20.2  | 4.3   | 82.3  |
| 2013 * | 9.1   | 4.2   | 42.6  | 3.8   | 5.7   | 8.5   | 4.0   | 3.1   | 29.8  | 7.2   | 3.3   | 51.1  | 21.5  | 4.8   | 80.7  |
| 2014 * | 8.8   | 4.0   | 43.1  | 3.4   | 5.7   | 8.7   | 4.2   | 3.5   | 30.8  | 7.7   | 2.3   | 51.4  | 19.6  | 4.6   | 80.6  |
| 2015 * | 8.5   | 4.0   | 42.2  | 3.5   | 6.2   | 9.2   | 5.4   | 3.3   | 29.1  | 8.5   | 2.5   | 49.7  | 16.5  | 4.2   | 79.9  |
| 2016 * | 8.5   | 4.4   | 43.2  | 4.4   | 6.2   | 8.4   | 5.6   | 2.7   | 31.0  | 7.4   | 3.9   | 48.7  | 16.3  | 4.8   | 82.7  |
| 2017 * | 9.1   | 4.4   | 45.6  | 6.4   | 6.2   | 9.2   | 4.8   | 3.1   | 31.7  | 8.2   | 3.6   | 50.5  | 17.0  | 5.0   | 88.4  |

\* Including data from Estonia since 2013, Romania (coverage from 100% in 2012 to 97% in 2017), Serbia since 2016 (coverage 100% in 2016 and 97% in 2017), Switzerland since 2015 (coverage 99.9% in 2015 and 100% in 2016 and 2017), and the Netherlands (coverage 96% in 2016, 97% in 2017, and 100% in all other years)

Table D.3.6  
**Prevalence per million age-related population by age and primary renal disease**  
*prevalent patients on December 31, 2017*

|                         | All   | 0-4   | 5-9   | 10-14 | 15-19 |
|-------------------------|-------|-------|-------|-------|-------|
|                         | Pmarp | Pmarp | Pmarp | Pmarp | Pmarp |
| CAKUT                   | 20.5  | 7.1   | 14.7  | 22.4  | 36.9  |
| Glomerulonephritis      | 8.7   | 3.1   | 5.4   | 8.4   | 17.5  |
| Cystic kidney disease   | 6.1   | 2.1   | 3.9   | 7.8   | 10.3  |
| Hereditary Nephropathy  | 6.1   | 3.5   | 5.2   | 6.4   | 9.2   |
| Ischaemic Renal Failure | 1.0   | 0.2   | 0.7   | 1.3   | 1.6   |
| HUS                     | 2.0   | 0.7   | 1.3   | 2.2   | 3.6   |
| Metabolic disorders     | 1.4   | 0.3   | 1.0   | 2.0   | 2.4   |
| Vasculitis              | 0.5   |       | 0.1   | 0.4   | 1.6   |
| Miscellaneous           | 6.4   | 3.8   | 3.4   | 5.5   | 12.8  |
| Missing, unknown        | 6.8   | 0.9   | 4.0   | 6.3   | 15.7  |

*Including data from Romania, Serbia, and the Netherlands (coverage 97% in 2017)*



**Methods**



## VI Methods

The ERA-EDTA Registry is located at the Department of Medical Informatics in the Amsterdam University Medical center, location Academic Medical Center in Amsterdam, the Netherlands. This department hosts several clinical registries which share a quality management system with standard operating procedures for data collection, data storage, data analysis, and the production of the annual report. The quality management system has been certified according to the ISO 9001:2000 norm since 2004, according to the ISO 9001:2008 norm since 2010 and according to the ISO 9001:2015 norm since September 2016. In addition, ISO 27001 certification for information security management was obtained in November 2018.

### Data collection and preparation

#### Individual patient data

##### General Data Protection Regulation (GDPR)

With the exception the Austrian renal registry (OEDTR), all registries participating with individual patient data in this annual report have signed a Data Transfer Agreement with the AMC Medical Research B.V., where the ERA-EDTA Registry is located. The Austrian renal registry has agreements with all patients included, allowing the provision of individual patient data to the ERA-EDTA Registry till 31 December 2017. From 2018 a Data Transfer Agreement will be used for the provision of Austrian patient data.

##### Data collection

On an annual basis data sets containing individual patient data are uploaded to the ERA-EDTA Registry office in Amsterdam. Supported file formats for data delivery include Microsoft Access, Microsoft Excel, SPSS, SAS, and delimited text files. Collaborating registries upload their data via a secure data upload portal.

##### Variables

The ERA-EDTA Registry asks national and regional registries for the data shown in Table 1.

**Table 1: Variables collected for individual patients**

| <b>Patient data</b>     | <b>Transaction data</b>   |
|-------------------------|---------------------------|
| Patient identifier      | Patient identifier        |
| Country of registry     | Date of event             |
| Month and year of birth | Type of event / treatment |
| Sex                     | Cause of death            |
| Primary Renal Disease   | Treatment centre          |
| Date of first RRT       | Source registry           |
|                         | Destination registry      |

##### **Collaborating registries and participating countries**

Individual patient data from 32 national and regional registries in 17 countries were used to create the tables in Section B of this annual report.

Registry data are subject to continuous alteration and improvement. Small differences between ERA-EDTA Registry data and the data presented in the national and regional registry's own annual reports may result from different times of data extraction. Minor differences between the numbers reported by the UK Renal Registry and this annual report may occur because the prevalence as reported in the UK Renal Registry Report is based on quarterly data returns, whereas the prevalence as reported in this annual report is based on data derived from the treatment modality timeline.

The data on Spain presented in Section B of this report are based on separate data sets received from 14 of 19 regions: Andalusia, Aragon, Asturias, Basque country, Canary Islands, Cantabria, Castile and León, Castile-La Mancha, Catalonia, Extremadura, Galicia, Community of Madrid, Murcia, and Navarre.

## **Differences between collaborating registries**

### *Definitions and collection of data*

In the comparison of data between registries it should be recognized that there may be small differences between registries in definitions and in the collection of their data. For example, the different registries do not collect data at the same level of detail, especially with regard to the various subtypes of treatment modalities.

### *Patient population*

The data from Belgium (Dutch-speaking), Belgium (French-speaking), Spain (Cantabria), Spain (Castile and León), Spain (Castile-La Mancha), Spain (Navarre) and the United Kingdom (England/Northern Ireland/Wales) is comprised of patients older than 20 years of age. It has been estimated that the inclusion of data on children would add approximately 2 per million population (Pmp) to the incidence rate and about 13 Pmp to the prevalence.

For the calculation of the incidence of those alive and on RRT on day 91, registries were asked to provide data with follow-up until 31st March 2018. For the following registries data were only available until 31st December 2017: Estonia, France, Serbia, Spain (Asturias), Spain (Canary Islands), Spain (Catalonia), Switzerland and the United Kingdom (England, Wales and Northern Ireland). For these registries the incidence on day 91 was estimated as explained in the paragraph on statistical analyses.

## **Data loading and cleaning**

The data from the registries were imported using an in-house developed import utility. This program first unifies the data and then translates any non-standard codes. Consistency checks were performed, and thereafter the data were converted to the desired format in order to make the storage of the data in the relational and event-driven database possible. The new data, provided by the national and regional registries, replaced all existing data in the ERA-EDTA Registry database. In this way changes in the data sets made by the national and regional registries were adopted by the ERA-EDTA Registry. The import utility performed extensive logging and the logging-results were used to provide the national and regional registries with feedback concerning inconsistencies or other problems identified in the data.

After data analysis, the results were checked by the national and regional registries. In the case of discrepancies potential problems regarding (the interpretation of) the data set were solved. Thereafter, more detailed reports were produced which needed approval from the registry representative before publication in this ERA-EDTA Registry Annual Report.

## **ERA-EDTA Registry database**

Microsoft SQL Server (a database management system) was used to manage the ERA-EDTA Registry database. This relational and event-driven database consists of a patient and a transaction table which can be extended according to future needs.

## **General population data**

Midyear population data of the contributing countries were provided by Eurostat [1] or the national bureau of statistics. The sources of the population data used for the analyses in Section B are shown in Table 2.

## **Reference population**

In this year's Annual Report, the age and sex distribution of the EU28 of 2015 as provided by Eurostat [1] was used for the adjustment of incidence rates and prevalence for age and sex. The age and sex distribution of EU28 in 2015 is shown in Table 3.

**Table 2: Sources of the general population data for the national and regional registries participating with individual patient data in Section B**

| Registry                                       | Sources of general population data of 2017                                  |
|------------------------------------------------|-----------------------------------------------------------------------------|
| Austria                                        | <a href="https://www.statistik.at/">https://www.statistik.at/</a>           |
| Belgium, Dutch-speaking                        | <a href="https://ec.europa.eu/eurostat/">https://ec.europa.eu/eurostat/</a> |
| Belgium, French-speaking                       | <a href="https://ec.europa.eu/eurostat/">https://ec.europa.eu/eurostat/</a> |
| Bosnia and Herzegovina                         | <a href="http://www.popis2013.ba/">http://www.popis2013.ba/</a>             |
| Denmark                                        | <a href="https://ec.europa.eu/eurostat/">https://ec.europa.eu/eurostat/</a> |
| Greenland                                      | <a href="http://www.stat.gl/">http://www.stat.gl/</a>                       |
| Estonia                                        | <a href="https://ec.europa.eu/eurostat/">https://ec.europa.eu/eurostat/</a> |
| Finland                                        | <a href="https://ec.europa.eu/eurostat/">https://ec.europa.eu/eurostat/</a> |
| France                                         | <a href="https://ec.europa.eu/eurostat/">https://ec.europa.eu/eurostat/</a> |
| Greece                                         | <a href="https://ec.europa.eu/eurostat/">https://ec.europa.eu/eurostat/</a> |
| Iceland                                        | <a href="https://ec.europa.eu/eurostat/">https://ec.europa.eu/eurostat/</a> |
| Norway                                         | <a href="https://ec.europa.eu/eurostat/">https://ec.europa.eu/eurostat/</a> |
| Romania                                        | <a href="https://ec.europa.eu/eurostat/">https://ec.europa.eu/eurostat/</a> |
| Serbia                                         | <a href="https://ec.europa.eu/eurostat/">https://ec.europa.eu/eurostat/</a> |
| Spain, Andalusia                               | <a href="https://www.ine.es/">https://www.ine.es/</a>                       |
| Spain, Aragon                                  | <a href="https://www.ine.es/">https://www.ine.es/</a>                       |
| Spain, Asturias                                | <a href="https://www.ine.es/">https://www.ine.es/</a>                       |
| Spain, Basque country                          | <a href="https://www.ine.es/">https://www.ine.es/</a>                       |
| Spain, Canary Islands                          | <a href="https://www.ine.es/">https://www.ine.es/</a>                       |
| Spain, Cantabria                               | <a href="https://www.ine.es/">https://www.ine.es/</a>                       |
| Spain, Castile and León                        | <a href="https://www.ine.es/">https://www.ine.es/</a>                       |
| Spain, Castile-La Mancha                       | <a href="https://www.ine.es/">https://www.ine.es/</a>                       |
| Spain, Catalonia                               | <a href="https://www.ine.es/">https://www.ine.es/</a>                       |
| Spain, Community of Madrid                     | <a href="https://www.ine.es/">https://www.ine.es/</a>                       |
| Spain, Extremadura                             | <a href="https://www.ine.es/">https://www.ine.es/</a>                       |
| Spain, Galicia                                 | <a href="https://www.ine.es/">https://www.ine.es/</a>                       |
| Spain, Murcia                                  | <a href="https://www.ine.es/">https://www.ine.es/</a>                       |
| Spain, Navarre                                 | <a href="https://www.ine.es/">https://www.ine.es/</a>                       |
| Sweden                                         | <a href="https://ec.europa.eu/eurostat/">https://ec.europa.eu/eurostat/</a> |
| Switzerland                                    | <a href="https://ec.europa.eu/eurostat/">https://ec.europa.eu/eurostat/</a> |
| the Netherlands                                | <a href="https://ec.europa.eu/eurostat/">https://ec.europa.eu/eurostat/</a> |
| United Kingdom, England/Northern Ireland/Wales | <a href="https://www.ons.gov.uk/">https://www.ons.gov.uk/</a>               |
| United Kingdom, Scotland                       | <a href="https://www.ons.gov.uk/">https://www.ons.gov.uk/</a>               |

**Table 3: The age and sex distribution of the reference population EU28 (2015)**

| Age groups | All         | Men         | Women       |
|------------|-------------|-------------|-------------|
|            | N           | N           | N           |
| 0-4        | 26.080.215  | 13.376.223  | 12.703.992  |
| 5-9        | 27.002.227  | 13.850.526  | 13.151.701  |
| 10-14      | 26.227.134  | 13.452.249  | 12.774.885  |
| 15-19      | 27.066.270  | 13.899.601  | 13.166.669  |
| 20-24      | 29.807.980  | 15.216.810  | 14.591.170  |
| 25-29      | 32.114.517  | 16.237.856  | 15.876.661  |
| 30-34      | 33.691.738  | 16.937.719  | 16.754.019  |
| 35-39      | 34.895.079  | 17.541.655  | 17.353.424  |
| 40-44      | 36.308.691  | 18.206.486  | 18.102.205  |
| 45-49      | 37.694.663  | 18.841.293  | 18.853.370  |
| 50-54      | 36.604.020  | 18.149.554  | 18.454.466  |
| 55-59      | 33.996.743  | 16.626.202  | 17.370.541  |
| 60-64      | 31.045.915  | 14.911.173  | 16.134.742  |
| 65-69      | 27.676.825  | 13.064.797  | 14.612.028  |
| 70-74      | 22.290.449  | 10.167.747  | 12.122.702  |
| 75-79      | 19.271.582  | 8.274.167   | 10.997.415  |
| 80-84      | 14.094.690  | 5.520.132   | 8.574.558   |
| 85+        | 12.671.365  | 3.958.804   | 8.712.561   |
| Total      | 508.540.103 | 248.232.994 | 260.307.109 |

## **Aggregated data**

### **Data collection**

Section C relates to national and regional registries providing the ERA-EDTA Registry with aggregated data. Data were provided via a Microsoft Excel template and imported for inclusion in this annual report.

### ***Collaborating registries***

Aggregated data from 21 national and regional registries were used for the preparation of the tables in Section C. The following countries participated in Section C of this year's annual report: Albania, Belarus, Bulgaria, Croatia, Cyprus, Czech Republic, Georgia, Israel, Italy, Kosovo\*, Latvia, Lithuania, North Macedonia, Poland, Portugal, Russia, Slovakia, Spain, Tunisia (Sfax region), Turkey, and Ukraine.

Data from Italy are based on eight of the 20 regions: Calabria, Emilia-Romagna, Liguria, Marche, Piedmont, Puglia, Tuscany, and Veneto.

### **Data loading and cleaning**

The Microsoft Excel templates used for data collection include automated consistency checks. Additional checks were performed manually.

### **General population data**

The population data needed for the calculation of incidence rates and prevalence Pmp were reported by the collaborating registries.

### **Reference population**

As in Section B, we used the age and sex distribution of the EU28 of 2015 (see Table 3) as provided by Eurostat [1] for the adjustment of incidence rates and prevalence.

## **Coding systems**

### ***Primary renal disease***

Renal diseases were defined according to both the old and new (2018) ERA-EDTA coding systems and subsequently classified into groups (Appendix 1 and 2). When the 2018 PRD codes were provided, they were categorized into the old PRD groups, which resulted in a somewhat different distribution of the PRD groups.

### ***Causes of death***

Causes of death were defined according to the ERA-EDTA coding systems and subsequently classified into groups (Appendix 3).

### ***Event type codes***

Appendix 4 provides an overview of the coding currently used for event type codes in the ERA-EDTA database.

## **Statistical analyses**

An overview of the renal registries contributing data for the different types of analyses is given in Appendix 5. For the data analyses SAS 9.4 [2] was used. This statistical software package is able to maintain large datasets, is syntax driven which increases reproducibility of results, and has extensive capabilities with regard to statistics and data management.

*\* This designation is without prejudice to positions on status, and is in line with UNSCR 1244/99 and the ICJ Opinion on the Kosovo declaration of independence*



## Summary section

The tables and figures in the summary section are based on data both from registries providing individual patient data and registries providing aggregated data. Summary statistics were calculated for all registries providing individual patient data, for all registries providing aggregated data and for all registries combined. Where possible these summary statistics were calculated as the sum of the individual values. In all other cases summary statistics were calculated as weighted averages. The weights were dependent on the denominator (i.e. the population size for Pmp values and the total incident count or prevalent count for percentages) and were calculated as the contribution of the registry to the total of the registries.

## Individual patient data

### Incidence and prevalence

The incidence and prevalence tables were based on 32 data sets from national or regional registries from 17 countries that provided individual patient data for 2017, including Austria, Belgium (Dutch-speaking), Belgium (French-speaking), Bosnia and Herzegovina, Denmark, Estonia, Finland, France, Greece, Iceland, Norway, Romania, Serbia, Spain (Andalusia), Spain (Aragon), Spain (Asturias), Spain (Basque country), Spain (Canary Islands), Spain (Cantabria), Spain (Castile and León), Spain (Castile-La Mancha), Spain (Catalonia), Spain (Extremadura), Spain (Galicia), Spain (Community of Madrid), Spain (Murcia), Spain (Navarre), Sweden, Switzerland, the Netherlands, United Kingdom (England/Northern Ireland/Wales) and United Kingdom (Scotland).

### Methods for calculating incidence and prevalence

The incidence rate and the prevalence of those alive and on RRT were calculated for the total population and for subgroups based on sex, age group, treatment modality, and primary renal disease. The incidence rate or prevalence Pmp is the observed incident or prevalent count divided by the general population in that year and multiplied by one million. For the incidence rate or prevalence per million age-related population (Pmarp) the observed incident or prevalent count per age category was divided by the general population in that age category and multiplied by one million.

For those registries that had no data available with a follow-up until March 31st, 2018, the incidence of RRT on day 91 was estimated. We assumed that the relative difference between the incidence on day 1 and the incidence on day 91 was similar for patients who started RRT in the first nine months of 2017, when compared to patients who started RRT in the last three months of 2017.

For the calculation of the mean and median age for incident patients on day 91, we used the actual age on day 91.

### Adjustment of incidence and prevalence

Differences in the unadjusted incidence rate and prevalence across countries might be due to the differences in the age and sex distribution of the general population. The EU28 age and sex distribution of the European population (Table 3) was therefore used to adjust incidence rates and prevalence for age and sex [1]. Adjusted rates were derived by applying the weights of the reference population to the observed variable-specific rates (e.g. incidence rate per age group) in a country. This weighted average provides a single summary rate for each country that would be expected if that country had the age and sex distribution of the reference population. The following example shows how to calculate the age-adjusted incidence rate. In this example the incidence rate of country A is 269 Pmp, the age-specific rates of country A and the reference population distribution with respect to age are shown in Table 4.

**Table 4: Calculation of the adjusted incidence rate**

| Age groups | Incidence rate<br>country A | Reference<br>population |
|------------|-----------------------------|-------------------------|
|            | Pmp                         | %                       |
| 0-19       | 332                         | 31.7                    |
| 20-44      | 261                         | 39.3                    |
| 45-64      | 64                          | 29.0                    |
| Total      | 269                         | 100                     |

The adjusted incident rate of country A is:  $(0.317 * 332) + (0.393 * 261) + (0.29 * 64) = 226$  Pmp

### Performed kidney transplants

For all participating countries and regions the number of kidney transplants performed during the year was presented by donor type. In Iceland the number of transplants was somewhat lower, because several patients received transplants in other countries. Rates are expressed as numbers, percentages and Pmp.

## Survival probability

In this annual report, patient survival on RRT, patient survival on dialysis, patient survival after the first transplant, and graft survival after the first transplant are presented in tables by age, sex and primary renal disease. In addition, patient survival is presented in figures by primary renal disease and by treatment modality. Survival probabilities are presented as percentages from 0 to 100.

For this report the survival analyses were based on data from Austria, Belgium (Dutch-speaking), Belgium (French-speaking), Denmark, Finland, France, Greece, Iceland, Norway, Spain (Andalusia), Spain (Aragon), Spain (Asturias), Spain (Basque country), Spain (Cantabria), Spain (Castile and León), Spain (Castile-La Mancha), Spain (Catalonia), Spain (Extremadura), Spain (Galicia), Spain (Community of Madrid), Sweden, the Netherlands, United Kingdom (England/Wales/ Northern Ireland) and United Kingdom (Scotland). The differences between the survival probabilities in this annual report and survival probabilities published in earlier annual reports of the ERA-EDTA Registry may be partly due to differences in participating countries.

Survival was analysed from day 1 and from day 91 onwards for those patients alive and on RRT on those days. For the analysis of survival data two five-year cohorts were used:

- 2008-2012 - for the presentation of 90-day, one-, two- and five-year survival probabilities.
- 2011-2015 - for the presentation of 90-day, one- and two-year survival probabilities.

31st December 2017 was applied as censoring date for all survival analyses. For the different types of survival analysis the events, competing events and censoring were defined as shown in Table 5.

**Table 5: Overview of the events, competing events, and censoring as defined for the survival analyses in Section B**

| Survival type                         | Event                                                   | Competing event | Censoring                                                                                     |
|---------------------------------------|---------------------------------------------------------|-----------------|-----------------------------------------------------------------------------------------------|
| Patients on renal replacement therapy | Death of patient                                        |                 | Recovery of renal function *<br>Loss to follow-up<br>End of follow-up time                    |
| Patients on dialysis                  |                                                         |                 |                                                                                               |
| 1)                                    | Death of patient                                        |                 | Transplantation<br>Recovery of renal function *<br>Loss to follow-up<br>End of follow-up time |
| 2)                                    | Death of patient                                        | Transplantation | Recovery of renal function *<br>Loss to follow-up<br>End of follow-up time                    |
| First transplant recipients           | Death of patient                                        |                 | Loss to follow-up<br>End of follow-up time                                                    |
| First graft                           | Death of patient<br>Graft failure<br>Re-transplantation |                 | Loss to follow-up<br>End of follow-up time                                                    |

\* This was only considered as a censored observation when a patient's renal function had recovered for a period of more than 30 days.

## Unadjusted survival probabilities

Unadjusted survival probabilities were calculated using the Kaplan-Meier method. In the unadjusted survival analysis the cells in the tables were left blank when there were less than 100 patients in that cell.

## Adjusted survival probabilities

The Cox regression model was used to calculate survival probabilities while accounting for confounders [3]. Survival probabilities were adjusted for age, sex and primary renal disease. As the RRT population changes over time, it was decided to adjust for fixed values for a number of variables in the survival analyses to make the results comparable across time periods. The fixed values of variables used for the survival tables are shown in Table 6.

In the tables presenting the adjusted survival probabilities, cells with less than 100 patients were left empty. Patients for whom age, sex, or primary renal disease was missing were excluded.

For Figure B.6.4 the Fine and Gray competing risks method (cause-specific cumulative incidence method) [4,5] was used to estimate the adjusted cumulative probability of death in 5 years for patients starting dialysis, taking into account that these patients can experience a competing event, i.e. a kidney transplantation. This method was also used to estimate the adjusted cumulative probability of receiving a kidney transplant (competing event) and the adjusted cumulative probability of remaining on dialysis (event free).

**Table 6: Overview of the variables used to adjust the survival probabilities in Section B**

| <b>Survival type</b>                         | <b>Age</b> | <b>Sex</b> | <b>Renal disease</b>                                                                                    |
|----------------------------------------------|------------|------------|---------------------------------------------------------------------------------------------------------|
| Patients on renal replacement therapy        | 67 years   | 63% men    | 24% Diabetes<br>19% Hypertension / renal vascular disease<br>11% Glomerulonephritis<br>46% Other causes |
| Patients on dialysis                         | 67 years   | 63% men    | 24% Diabetes<br>19% Hypertension / renal vascular disease<br>11% Glomerulonephritis<br>46% Other causes |
| First transplant recipients (deceased donor) | 50 years   | 63% men    | 14% Diabetes<br>10% Hypertension / renal vascular disease<br>23% Glomerulonephritis<br>53% Other causes |
| First transplant recipients (living donor)   | 50 years   | 63% men    | 14% Diabetes<br>10% Hypertension / renal vascular disease<br>23% Glomerulonephritis<br>53% Other causes |

### **Confidence intervals**

When survival probabilities were calculated using the Kaplan-Meier method or Cox regression method, the corresponding confidence intervals were calculated according to Bie et al. [6], using the standard error.

### **Expected remaining lifetimes**

Expected remaining lifetimes represent the average number of years of life remaining for those who have reached a given age. In this annual report, expected remaining lifetimes were calculated for patients receiving RRT and for the general population. For the calculation of expected remaining lifetimes of both groups, we adopted the methodology used by the United States Renal Data System (USRDS)[7]. In order to calculate expected remaining lifetimes we used data from registries providing complete follow-up data for the period from 2013 to 2017. Consequently, the data of the following national or regional registries from 12 countries were suitable for this analysis: Austria, Belgium (Dutch-speaking), Belgium (French-speaking), Denmark, Finland, France, Greece, Iceland, Norway, Spain (Andalusia), Spain (Aragon), Spain (Asturias), Spain (Basque Country), Spain (Cantabria), Spain (Castile and León), Spain (Castile-La Mancha), Spain (Catalonia), Spain (Extremadura), Spain (Galicia), Spain (Community of Madrid), Sweden, the Netherlands, United Kingdom (England, Northern Ireland and Wales), United Kingdom (Scotland). With regard to the inclusion of the data, it should be noted that the differences between the expected remaining lifetimes of this annual report and expected remaining lifetimes published in earlier annual reports of the ERA-EDTA Registry may be partly due to differences in participating countries.

### **RRT population**

The expected remaining lifetimes for RRT patients are presented by age, sex and treatment modality. The expected remaining lifetime for a certain patient group is the average of the remaining life expectancies for the patients in that group. Although this cannot be known until all the patients in the group have died, the expected remaining lifetime can be projected by assuming that patients in the patient group will die at the same rates as those observed among older groups of recent prevalent RRT patients.

### **General population**

The death rates Pmp by sex and age of the general population of the contributing countries were provided by Eurostat [1] (based on the EU28 in 2015). The size of the contribution of each country to the general population that was used to calculate expected remaining lifetimes was in proportion to the size of the general population covered by its renal registry.

### **Aggregated data**

Incidence and prevalence counts were provided by the contributing registries. To increase the consistency of the data, general explanations of how to complete the Microsoft Excel template and how to calculate the adjusted incidence rate and prevalence were provided to support the participating registries.

## Paediatric Section

The incidence and prevalence tables in Section D of this annual report were based on data from 24 national or regional registries from 16 countries that provided complete individual patient data in their paediatric population for 2012 to 2017, including Austria, Bosnia and Herzegovina, Denmark, Estonia, Finland, France, Greece, Iceland, Norway, Romania, Serbia, Spain (Andalusia), Spain (Aragon), Spain (Asturias), Spain (Basque country), Spain (Catalonia), Spain (Extremadura), Spain (Galicia), Spain (Community of Madrid), Spain (Murcia), Sweden, Switzerland, the Netherlands, and United Kingdom (Scotland). For Romania the coverage decreased from 100% in 2012 to 97% in 2017, and for the Netherlands the coverage was 94% for the incidence and 96% for the prevalence in 2016, 93% for the incidence and 97% for the prevalence in 2017, and 100% in all other years, for Switzerland the coverage was 99.9 in 2015 and 100% in 2016 and 2017, and for Serbia the coverage decreased from 100% in 2016 to 97% in 2017.

Estonia provided data since 2013, Switzerland since 2015, and Serbia since 2016. Furthermore, as not every region in Spain had a specialised paediatric centre, paediatric patients could be treated in other regions than their resident region. This would result in an underestimation of the incidence and prevalence in these regions. To allow for this, non-resident paediatric patients were not excluded from the paediatric tables.

Incidence (on day 1) and prevalence on RRT were calculated for subgroups based on age, treatment modality, and primary renal disease. Incidence on RRT by 2-year cohorts was presented for paediatric patients who started RRT between 2012 and 2017. The cohorts 2012-2013, 2014-2015 and 2016-2017 were presented twice, once including and once excluding the countries with a limited follow-up to allow for a comparison over time. The incidence rate on RRT Pmarp was the observed incident count in that particular time period divided by the age-related general population in that time period (for example the total population in 2016 plus the total population in 2017) multiplied by one million. The grouping of primary renal disease codes for the paediatric population is described in Table 7 as it differs from the grouping in the adult population.

**Table 7: Grouping of primary renal diseases for paediatric patients in Section D**  
*Groups and codes included*

| Primary renal disease group                                  | Primary renal disease code (see appendix 1)                                                    |
|--------------------------------------------------------------|------------------------------------------------------------------------------------------------|
| Congenital anomalies of the kidney and urinary tract (CAKUT) | 20, 21, 22, 23, 24, 25, 29, 60, 61, 63, and 66                                                 |
| Glomerulonephritis                                           | 10, 11, 12, 13, 14, 15, 16, 17, 19, and 86                                                     |
| Cystic kidney disease                                        | 40, 41, 42, 43, and 49                                                                         |
| Hereditary nephropathy                                       | 50, 51, and 59                                                                                 |
| Ischaemic renal failure                                      | 90                                                                                             |
| Haemolytic uraemic syndrome (HUS)                            | 88                                                                                             |
| Metabolic disorders                                          | 52, 53, 54, 92, and 93                                                                         |
| Vasculitis                                                   | 73, 74, 84, 85, and 87                                                                         |
| Miscellaneous                                                | 30, 31, 32, 33, 34, 39, 70, 71, 72, 75, 76, 78, 79, 80, 81, 82, 83, 89, 91, 94, 95, 96, and 99 |
| Missing, unknown                                             | missing and 00                                                                                 |

The prevalence on RRT was presented on 31st December of each year from 2012 to 2017 and were presented twice, once including and once excluding the above mentioned countries and periods to allow for a comparison over time. The prevalence on RRT by primary renal disease was calculated for patients prevalent on 31st December, 2017.

## Bibliography

- 1) Eurostat: <https://ec.europa.eu/eurostat/data/database>.
- 2) SAS Institute Inc., Cary, NC, USA.
- 3) Altman, D. Practical statistics for medical research. second ed. 1999, London: Chapman & Hall.
- 4) Noordzij M, Leffondré K, van Stralen KJ, Zoccali C, Dekker FW, Jager KJ. When do we need competing risks methods for survival analysis in nephrology? *Nephrol Dial Transplant*. 2013 Nov; 28 :2670-2677.
- 5) Wolbers M, Koller MT, Stel VS, Schaer B, Jager KJ, Leffondré K, Heinze G. Competing risks analyses: objectives and approaches. *Eur Heart J*. 2014; 35: 2936-41.
- 6) Bie O, Borgan O and Liestol K. Confidence intervals and confidence bands for the cumulative hazard rate function and their small sample properties. *Scandinavian Journal of Statistics* 1987; 14: 221-233.
- 7) U.S. Renal Data System, *USRDS 2012 Annual Data Report: Atlas of End-Stage Renal Disease in the United States*, National Institutes of Health, National Institute of Diabetes and Digestive and Kidney Diseases, Bethesda, MD, 2012.

## **Appendices**

## Appendix 1 - Grouping of primary renal diseases

| 1994 code | 1995 code | PRD group | Primary renal disease                                                                                          |
|-----------|-----------|-----------|----------------------------------------------------------------------------------------------------------------|
| 10        | 10        | I         | Glomerulonephritis; histologically NOT examined                                                                |
| 11        | 11        | I         | Focal segmental glomerulosclerosis with nephrotic syndrome in children                                         |
| 12        | 12        | I         | IgA nephropathy (proven by immunofluorescence, not code 76 or 85)                                              |
| 13        | 13        | I         | Dense deposit disease; membrano-proliferative GN; type II (proven by immunofluorescence / electron microscopy) |
| 14        | 14        | I         | Membranous nephropathy                                                                                         |
| 15        | 15        | I         | Membrano-proliferative GN; type I (proven by immunofluorescence / electron microscopy, not code 84 or 89)      |
| 16        | 16        | I         | Crescentic (extracapillary) glomerulonephritis (type I, II, III)                                               |
| 17        | 17        | I         | Focal segmental glomerulosclerosis with nephrotic syndrome in adults                                           |
| 19        | 19        | I         | Glomerulonephritis; histologically examined, not given above                                                   |
| 20        | 20        | II        | Pyelonephritis; cause not specified                                                                            |
| 21        | 21        | II        | Pyelonephritis associated with neurogenic bladder                                                              |
| 22        | 22        | II        | Pyelonephritis due to congenital obstructive uropathy with/without vesico-ureteric reflux                      |
| 23        | 23        | II        | Pyelonephritis due to acquired obstructive uropathy                                                            |
| 24        | 24        | II        | Pyelonephritis due to vesico-ureteric reflux without obstruction                                               |
| 25        | 25        | II        | Pyelonephritis due to urolithiasis                                                                             |
| 29        | 29        | II        | Pyelonephritis due to other cause                                                                              |
| 30        | 30        | VII       | Interstitial nephritis (not pyelonephritis) due to other cause, or unspecified (not mentioned above)           |
| 31        | 31        | VII       | Nephropathy (interstitial) due to analgesic drugs                                                              |
| 32        | 32        | VII       | Nephropathy (interstitial) due to cis-platinum                                                                 |
| 33        | 33        | VII       | Nephropathy (interstitial) due to cyclosporin A                                                                |
|           | 34        | VII       | Lead induced nephropathy (interstitial)                                                                        |
| 39        | 39        | VII       | Drug induced nephropathy (interstitial) not mentioned above                                                    |
| 40        | 40        | VII       | Cystic kidney disease - type unspecified                                                                       |
| 41        | 41        | III       | Polycystic kidneys; adult type (dominant)                                                                      |
| 42        | 42        | VII       | Polycystic kidneys; infantile (recessive)                                                                      |
| 43        | 43        | VII       | Medullary cystic disease; including nephronophthisis                                                           |
| 49        | 49        | VII       | Cystic kidney disease - other specified type                                                                   |
| 50        | 50        | VII       | Hereditary / Familial nephropathy - type unspecified                                                           |
| 51        | 51        | VII       | Hereditary nephritis with nerve deafness (Alport's Syndrome)                                                   |
| 52        | 52        | VII       | Cystinosis                                                                                                     |
| 53        | 53        | VII       | Primary oxalosis                                                                                               |
| 54        | 54        | VII       | Fabry's disease                                                                                                |
| 59        | 59        | VII       | Hereditary nephropathy - other specified type                                                                  |
| 60        | 60        | VII       | Renal hypoplasia (congenital) - type unspecified                                                               |
| 61        | 61        | VII       | Oligomeganephronic hypoplasia                                                                                  |
| 63        | 63        | VII       | Congenital renal dysplasia with or without urinary tract malformation                                          |
| 66        | 66        | VII       | Syndrome of agenesis of abdominal muscles (Prune Belly)                                                        |
| 70        | 70        | V         | Renal vascular disease - type unspecified                                                                      |
| 71        | 71        | IV        | Renal vascular disease due to malignant hypertension                                                           |
| 72        | 72        | IV        | Renal vascular disease due to hypertension                                                                     |
| 73        | 73        | VII       | Renal vascular disease due to polyarteritis                                                                    |
| 74        | 74        | VII       | Wegener's granulomatosis                                                                                       |
|           | 75        | VII       | Ischaemic renal disease/cholesterol embolism (1998 prd code)                                                   |
| 76        | 76        | VII       | Glomerulonephritis related to liver cirrhosis                                                                  |
|           | 78        | VII       | Cryoglobulinaemic glomerulonephritis                                                                           |
| 79        | 79        | V         | Renal vascular disease - due to other cause (not given above and not code 84-88)                               |
| 80        | 80        | VI        | Diabetes glomerulosclerosis or diabetic nephropathy - Type I                                                   |
| 81        | 80        | VI        | Diabetes glomerulosclerosis or diabetic nephropathy - Type II                                                  |
| 82        | 82        | VII       | Myelomatosis / light chain deposit disease                                                                     |
| 83        | 83        | VII       | Amyloid                                                                                                        |
| 84        | 84        | VII       | Lupus erythematosus                                                                                            |
| 85        | 85        | VII       | Henoch-Schoenlein purpura                                                                                      |
| 86        | 86        | VII       | Goodpasture's Syndrome                                                                                         |
| 87        | 87        | VII       | Systemic sclerosis (scleroderma)                                                                               |
| 88        | 88        | VII       | Haemolytic Uraemic Syndrome (including Moschowitz Syndrome)                                                    |
| 89        | 89        | VII       | Multi-system disease - other (not mentioned above)                                                             |
| 90        | 90        | VII       | Tubular necrosis (irreversible) or cortical necrosis (different from 88)                                       |
| 91        | 91        | VII       | Tuberculosis                                                                                                   |
| 92        | 92        | VII       | Gout                                                                                                           |
| 93        | 93        | VII       | Nephrocalcinosis and hypercalcaemic nephropathy                                                                |
| 94        | 94        | VII       | Balkan nephropathy                                                                                             |
| 95        | 95        | VII       | Kidney tumour                                                                                                  |
| 96        | 96        | VII       | Traumatic or surgical loss of kidney                                                                           |
| 99        | 99        | VII       | Other identified renal disorders                                                                               |
| 00        | 00        | VIII      | Chronic renal failure; aetiology uncertain                                                                     |

PRD group: I: glomerulonephritis / sclerosis; II: pyelonephritis; III: polycystic kidneys, adult type; IV: hypertension; V: renal vascular disease; VI: diabetes; VII: miscellaneous; VIII: unknown

## Appendix 2 - Grouping of primary renal disease codes 2018

### I: GLOMERULAR DISEASE

#### Code Primary renal disease

|      |                                                                                                  |
|------|--------------------------------------------------------------------------------------------------|
| 1003 | Adult nephrotic syndrome - no histology                                                          |
| 1472 | Anti-Glomerular basement membrane (GBM) disease / Goodpasture's syndrome - histologically proven |
| 1464 | Anti-Glomerular basement membrane (GBM) disease / Goodpasture's syndrome - no histology          |
| 1440 | Churg-Strauss syndrome - histologically proven                                                   |
| 1438 | Churg-Strauss syndrome - no histology                                                            |
| 1088 | Congenital nephrotic syndrome (CNS) - congenital infection                                       |
| 1057 | Congenital nephrotic syndrome (CNS) - diffuse mesangial sclerosis                                |
| 1042 | Congenital nephrotic syndrome (CNS) - Finnish type - histologically proven                       |
| 1035 | Congenital nephrotic syndrome (CNS) - Finnish type - no histology                                |
| 1061 | Congenital nephrotic syndrome (CNS) - focal segmental glomerulosclerosis (FSGS)                  |
| 1026 | Congenital nephrotic syndrome (CNS) - no histology                                               |
| 1570 | Cryoglobulinaemia secondary to hepatitis C - histologically proven                               |
| 1562 | Cryoglobulinaemia secondary to hepatitis C - no histology                                        |
| 1591 | Cryoglobulinaemia secondary to systemic disease - histologically proven                          |
| 1589 | Cryoglobulinaemia secondary to systemic disease - no histology                                   |
| 1074 | Denys-Drash syndrome                                                                             |
| 1331 | Diffuse endocapillary glomerulonephritis                                                         |
| 1558 | Essential mixed cryoglobulinaemia - histologically proven                                        |
| 1543 | Essential mixed cryoglobulinaemia - no histology                                                 |
| 1308 | Familial focal segmental glomerulosclerosis (FSGS) - autosomal dominant - histologically proven  |
| 1298 | Familial focal segmental glomerulosclerosis (FSGS) - autosomal dominant - no histology           |
| 1280 | Familial focal segmental glomerulosclerosis (FSGS) - autosomal recessive - histologically proven |
| 1279 | Familial focal segmental glomerulosclerosis (FSGS) - autosomal recessive - no histology          |
| 1144 | Familial IgA nephropathy - histologically proven                                                 |
| 1137 | Familial IgA nephropathy - no histology                                                          |
| 1354 | Focal and segmental proliferative glomerulonephritis                                             |
| 3754 | Focal segmental glomerulosclerosis (FSGS) secondary to HIV                                       |
| 3765 | Focal segmental glomerulosclerosis (FSGS) secondary to lithium                                   |
| 1320 | Focal segmental glomerulosclerosis (FSGS) secondary to obesity - histologically proven           |
| 1312 | Focal segmental glomerulosclerosis (FSGS) secondary to obesity - no histology                    |
| 3777 | Focal segmental glomerulosclerosis (FSGS) secondary to sickle cell                               |
| 1377 | Glomerulonephritis - histologically indeterminate                                                |
| 3749 | Glomerulonephritis - no histology                                                                |
| 1365 | Glomerulonephritis - secondary to systemic disease                                               |
| 1417 | Granulomatosis with polyangiitis - histologically proven                                         |
| 1401 | Granulomatosis with polyangiitis - no histology                                                  |
| 1515 | Henoch-Schönlein purpura / nephritis - histologically proven                                     |
| 1504 | Henoch-Schönlein purpura / nephritis - no histology                                              |
| 1251 | Idiopathic rapidly progressive (crescentic) glomerulonephritis                                   |
| 1128 | IgA nephropathy - histologically proven                                                          |
| 1116 | IgA nephropathy - no histology                                                                   |
| 1163 | IgA nephropathy secondary to liver cirrhosis - histologically proven                             |
| 1159 | IgA nephropathy secondary to liver cirrhosis - no histology                                      |
| 1171 | IgM - associated nephropathy                                                                     |
| 1205 | Membranous nephropathy - drug induced                                                            |
| 1185 | Membranous nephropathy - idiopathic                                                              |
| 1214 | Membranous nephropathy - infection associated                                                    |
| 1192 | Membranous nephropathy - malignancy associated                                                   |
| 1349 | Mesangial proliferative glomerulonephritis                                                       |
| 1222 | Mesangiocapillary glomerulonephritis type 1                                                      |
| 1233 | Mesangiocapillary glomerulonephritis type 2 (dense deposit disease)                              |
| 1246 | Mesangiocapillary glomerulonephritis type 3                                                      |
| 1429 | Microscopic polyangiitis - histologically proven                                                 |
| 1100 | Minimal change nephropathy - histologically proven                                               |
| 1090 | Minimal change nephropathy - no histology                                                        |
| 3615 | Nephrotic syndrome of childhood - no trial of steroids - no histology                            |
| 3604 | Nephrotic syndrome of childhood - steroid resistant - no histology                               |
| 1019 | Nephrotic syndrome of childhood - steroid sensitive - no histology                               |
| 1455 | Polyarteritis nodosa                                                                             |
| 1267 | Primary focal segmental glomerulosclerosis (FSGS)                                                |
| 1536 | Renal scleroderma / systemic sclerosis - histologically proven                                   |
| 1527 | Renal scleroderma / systemic sclerosis - no histology                                            |
| 1493 | Systemic lupus erythematosus / nephritis - histologically proven                                 |
| 1486 | Systemic lupus erythematosus / nephritis - no histology                                          |
| 1383 | Systemic vasculitis - ANCA negative - histologically proven                                      |
| 3847 | Systemic vasculitis - ANCA negative - no histology                                               |
| 3852 | Systemic vasculitis - ANCA positive - histologically proven                                      |
| 1396 | Systemic vasculitis - ANCA positive - no histology                                               |



---

**II: TUBULOINTERSTITIAL DISEASE****Code Primary renal disease**

---

|      |                                                                                                     |
|------|-----------------------------------------------------------------------------------------------------|
| 1768 | Acquired obstructive nephropathy due to neurogenic bladder                                          |
| 1752 | Acquired obstructive uropathy / nephropathy                                                         |
| 2196 | Acute urate nephropathy - histologically proven                                                     |
| 2183 | Acute urate nephropathy - no histology                                                              |
| 1995 | Aristolochic acid nephropathy (Balkan / Chinese herb / endemic nephropathy) - histologically proven |
| 1982 | Aristolochic acid nephropathy (Balkan / Chinese herb / endemic nephropathy) - no histology          |
| 1710 | Bladder exstrophy                                                                                   |
| 1845 | Calcium oxalate urolithiasis                                                                        |
| 1832 | Calculus nephropathy / urolithiasis                                                                 |
| 2203 | Chronic urate nephropathy - histologically proven                                                   |
| 3636 | Chronic urate nephropathy - no histology                                                            |
| 1625 | Congenital dysplasia / hypoplasia                                                                   |
| 1706 | Congenital neurogenic bladder                                                                       |
| 1660 | Congenital pelvi-ureteric junction obstruction                                                      |
| 1673 | Congenital vesico-ureteric junction obstruction                                                     |
| 2005 | Drug-induced tubulointerstitial nephritis - no histology                                            |
| 2014 | Drug-induced tubulointerstitial nephritis - histologically proven                                   |
| 1850 | Enteric hyperoxaluria                                                                               |
| 1911 | Familial interstitial nephropathy - histologically proven                                           |
| 1907 | Familial interstitial nephropathy - no histology                                                    |
| 1618 | Familial reflux nephropathy                                                                         |
| 1656 | Glomerulocystic disease                                                                             |
| 2257 | Hantavirus nephropathy                                                                              |
| 3662 | Hypercalcaemic nephropathy                                                                          |
| 1813 | Idiopathic retroperitoneal fibrosis                                                                 |
| 2177 | Lead induced nephropathy - histologically proven                                                    |
| 2165 | Lead induced nephropathy - no histology                                                             |
| 2242 | Leptospirosis                                                                                       |
| 1866 | Magnesium ammonium phosphate (struvite) urolithiasis                                                |
| 1723 | Megacystis-megaureter                                                                               |
| 1639 | Multicystic dysplastic kidneys                                                                      |
| 2098 | Nephropathy due to aminoglycosides - histologically proven                                          |
| 2080 | Nephropathy due to aminoglycosides - no histology                                                   |
| 2112 | Nephropathy due to amphotericin - histologically proven                                             |
| 2108 | Nephropathy due to amphotericin - no histology                                                      |
| 2033 | Nephropathy due to analgesic drugs - histologically proven                                          |
| 2022 | Nephropathy due to analgesic drugs - no histology                                                   |
| 2051 | Nephropathy due to ciclosporin - histologically proven                                              |
| 2046 | Nephropathy due to ciclosporin - no histology                                                       |
| 2131 | Nephropathy due to cisplatin - histologically proven                                                |
| 2120 | Nephropathy due to cisplatin - no histology                                                         |
| 2154 | Nephropathy due to lithium - histologically proven                                                  |
| 2149 | Nephropathy due to lithium - no histology                                                           |
| 2079 | Nephropathy due to tacrolimus - histologically proven                                               |
| 2067 | Nephropathy due to tacrolimus - no histology                                                        |
| 2288 | Nephropathy related to HIV - histologically proven                                                  |
| 2274 | Nephropathy related to HIV - no histology                                                           |
| 1799 | Obstructive nephropathy due to bladder cancer                                                       |
| 1809 | Obstructive nephropathy due to other malignancies                                                   |
| 1781 | Obstructive nephropathy due to prostate cancer                                                      |
| 1775 | Obstructive nephropathy due to prostatic hypertrophy                                                |
| 1734 | Oligomeganephronia                                                                                  |
| 2300 | Other specific infection                                                                            |
| 1687 | Posterior urethral valves                                                                           |
| 1602 | Primary reflux nephropathy - sporadic                                                               |
| 2219 | Radiation nephritis                                                                                 |
| 2226 | Renal / perinephric abscess                                                                         |
| 3627 | Renal cysts and diabetes syndrome                                                                   |
| 1641 | Renal dysplasia due to fetal ACE-inhibitor exposure                                                 |
| 1747 | Renal papillary necrosis                                                                            |
| 3796 | Renal papillary necrosis caused by analgesics                                                       |
| 3783 | Renal papillary necrosis caused by diabetes                                                         |
| 3806 | Renal papillary necrosis caused by sickle cell                                                      |
| 1976 | Renal sarcoidosis - histologically proven                                                           |
| 1969 | Renal sarcoidosis - no histology                                                                    |



---

**II: TUBULOINTERSTITIAL DISEASE (continued)****Code Primary renal disease**

---

|      |                                                                                         |
|------|-----------------------------------------------------------------------------------------|
| 2235 | Renal tuberculosis                                                                      |
| 3689 | Retroperitoneal fibrosis secondary to drugs                                             |
| 1821 | Retroperitoneal fibrosis secondary to malignancies                                      |
| 3670 | Retroperitoneal fibrosis secondary to peri-aortitis                                     |
| 2290 | Schistosomiasis                                                                         |
| 1694 | Syndrome of agenesis of abdominal muscles - prune belly syndrome                        |
| 1897 | Tubulointerstitial nephritis - histologically proven                                    |
| 1884 | Tubulointerstitial nephritis - no histology                                             |
| 1930 | Tubulointerstitial nephritis associated with autoimmune disease - histologically proven |
| 1924 | Tubulointerstitial nephritis associated with autoimmune disease - no histology          |
| 1953 | Tubulointerstitial nephritis with uveitis (TINU) - histologically proven                |
| 1948 | Tubulointerstitial nephritis with uveitis (TINU) - no histology                         |
| 1878 | Uric acid urolithiasis                                                                  |
| 2261 | Xanthogranulomatous pyelonephritis                                                      |

---

**III: DIABETES MELLITUS****Code Primary renal disease**

---

|      |                                                                  |
|------|------------------------------------------------------------------|
| 2328 | Diabetic nephropathy in type I diabetes - histologically proven  |
| 2316 | Diabetic nephropathy in type I diabetes - no histology           |
| 2344 | Diabetic nephropathy in type II diabetes - histologically proven |
| 2337 | Diabetic nephropathy in type II diabetes - no histology          |

---

**IV: HYPERTENSION / RENAL VASCULAR DISEASE****Code Primary renal disease**

---

|      |                                                                                                   |
|------|---------------------------------------------------------------------------------------------------|
| 2392 | Ageing kidney - no histology                                                                      |
| 2448 | Atheroembolic renal disease - histologically proven                                               |
| 2430 | Atheroembolic renal disease - no histology                                                        |
| 2363 | Chronic hypertensive nephropathy - histologically proven                                          |
| 2359 | Chronic hypertensive nephropathy - no histology                                                   |
| 2453 | Fibromuscular dysplasia of renal artery                                                           |
| 2407 | Ischaemic nephropathy - no histology                                                              |
| 2411 | Ischaemic nephropathy / microvascular disease - histologically proven                             |
| 2385 | Malignant hypertensive nephropathy / accelerated hypertensive nephropathy - histologically proven |
| 2371 | Malignant hypertensive nephropathy / accelerated hypertensive nephropathy - no histology          |
| 2469 | Renal arterial thrombosis / occlusion                                                             |
| 2424 | Renal artery stenosis                                                                             |

---

**V: OTHER SYSTEMIC DISEASES AFFECTING THE KIDNEY****Code Primary renal disease**

---

|      |                                                                                                                 |
|------|-----------------------------------------------------------------------------------------------------------------|
| 2513 | AA amyloid secondary to chronic inflammation                                                                    |
| 2521 | AL amyloid secondary to plasma cell dyscrasia                                                                   |
| 2623 | Atypical haemolytic uraemic syndrome (HUS) - diarrhoea negative                                                 |
| 2482 | Cardiorenal syndrome                                                                                            |
| 2652 | Congenital haemolytic uraemic syndrome (HUS)                                                                    |
| 2566 | Familial AA amyloid secondary to familial Mediterranean fever / TRAPS (Hibernian fever) - histologically proven |
| 2550 | Familial AA amyloid secondary to familial Mediterranean fever / TRAPS (Hibernian fever) - no histology          |
| 2545 | Familial amyloid secondary to protein mutations - histologically proven                                         |
| 2532 | Familial amyloid secondary to protein mutations - no histology                                                  |
| 2668 | Familial haemolytic uraemic syndrome (HUS)                                                                      |
| 2675 | Familial thrombotic thrombocytopenic purpura (TTP)                                                              |
| 2610 | Haemolytic uraemic syndrome (HUS) - diarrhoea associated                                                        |
| 2647 | Haemolytic uraemic syndrome (HUS) secondary to systemic disease                                                 |
| 2495 | Hepatorenal syndrome                                                                                            |
| 2606 | Immunotactoid / fibrillary nephropathy                                                                          |
| 2597 | Light chain deposition disease                                                                                  |
| 2584 | Myeloma cast nephropathy - histologically proven                                                                |
| 2578 | Myeloma kidney - no histology                                                                                   |
| 2681 | Nephropathy due to eclampsia                                                                                    |
| 3834 | Nephropathy due to pre-eclampsia                                                                                |
| 2509 | Renal amyloidosis                                                                                               |
| 2476 | Renal vein thrombosis                                                                                           |
| 2702 | Sickle cell nephropathy - histologically proven                                                                 |
| 2699 | Sickle cell nephropathy - no histology                                                                          |
| 2634 | Thrombotic thrombocytopenic purpura (TTP)                                                                       |

---

**VI: FAMILIAL / HEREDITARY NEPHROPATHIES****Code Primary renal disease**

---

|      |                                                                                   |
|------|-----------------------------------------------------------------------------------|
| 3071 | Alagille syndrome                                                                 |
| 2760 | Alport syndrome - histologically proven                                           |
| 2756 | Alport syndrome - no histology                                                    |
| 3118 | Apparent mineralocorticoid excess                                                 |
| 2718 | Autosomal dominant (AD) polycystic kidney disease                                 |
| 2725 | Autosomal dominant (AD) polycystic kidney disease type I                          |
| 2739 | Autosomal dominant (AD) polycystic kidney disease type II                         |
| 2741 | Autosomal recessive (AR) polycystic kidney disease                                |
| 3085 | Bartter syndrome                                                                  |
| 2773 | Benign familial haematuria                                                        |
| 3322 | Branchio-oto-renal syndrome                                                       |
| 2794 | Cystic kidney disease                                                             |
| 2964 | Cystinosis                                                                        |
| 2955 | Cystinuria                                                                        |
| 2929 | Dent disease                                                                      |
| 3028 | Distal renal tubular acidosis (RTA) - type I                                      |
| 3037 | Distal renal tubular acidosis with sensorineural deafness - gene mutations        |
| 3230 | Fabry disease - histologically proven                                             |
| 3224 | Fabry disease - no histology                                                      |
| 3173 | Familial hypercalciuric hypocalcaemia                                             |
| 3160 | Familial hypocalciuric hypercalcaemia                                             |
| 3187 | Familial hypomagnesaemia                                                          |
| 3379 | Familial nephropathy                                                              |
| 3314 | Frasier syndrome                                                                  |
| 3092 | Gitelman syndrome                                                                 |
| 3125 | Glucocorticoid suppressible hyperaldosteronism                                    |
| 3305 | Horse-shoe kidney                                                                 |
| 2993 | Hypophosphataemic rickets autosomal recessive (AR)                                |
| 2986 | Hypophosphataemic rickets X-linked (XL)                                           |
| 3139 | Inherited / genetic diabetes mellitus type II                                     |
| 2940 | Inherited aminoaciduria                                                           |
| 2972 | Inherited renal glycosuria                                                        |
| 3810 | Kidney stones due to ARPT deficiency                                              |
| 3351 | Lawrence-Moon-Biedl / Bardet-Biedl syndrome                                       |
| 3059 | Lesch Nyhan syndrome - hypoxanthine guanine phosphoribosyl transferase deficiency |
| 3102 | Liddle syndrome                                                                   |
| 2938 | Lowe syndrome (oculocerebrorenal syndrome)                                        |
| 2804 | Medullary cystic kidney disease type I                                            |
| 2815 | Medullary cystic kidney disease type II                                           |
| 3295 | Medullary sponge kidneys                                                          |
| 3367 | Mitochondrial cytopathy                                                           |
| 3253 | Nail-patella syndrome                                                             |
| 3044 | Nephrogenic diabetes insipidus                                                    |
| 2836 | Nephronophthisis                                                                  |
| 2843 | Nephronophthisis - type 1 (juvenile type)                                         |
| 2858 | Nephronophthisis - type 2 (infantile type)                                        |
| 2862 | Nephronophthisis - type 3 (adolescent type)                                       |
| 2870 | Nephronophthisis - type 4 (juvenile type)                                         |
| 2889 | Nephronophthisis - type 5                                                         |
| 2891 | Nephronophthisis - type 6                                                         |
| 3063 | Phosphoribosyl pyrophosphate synthetase (PRPPS) superactivity                     |
| 2901 | Primary Fanconi syndrome                                                          |
| 3194 | Primary hyperoxaluria                                                             |
| 3207 | Primary hyperoxaluria type I                                                      |
| 3211 | Primary hyperoxaluria type II                                                     |
| 3731 | Primary hyperoxaluria type III                                                    |
| 3000 | Primary renal tubular acidosis (RTA)                                              |
| 3016 | Proximal renal tubular acidosis (RTA) - type II                                   |
| 3141 | Pseudohypoaldosteronism type 1                                                    |
| 3156 | Pseudohypoaldosteronism type 2 (Gordon syndrome)                                  |
| 3658 | Renal coloboma syndrome                                                           |
| 3269 | Rubinstein-Taybi syndrome                                                         |
| 2787 | Thin basement membrane disease                                                    |
| 3346 | Townes-Brocks syndrome                                                            |
| 3276 | Tuberous sclerosis                                                                |
| 2917 | Tubular disorder as part of inherited metabolic diseases                          |
| 2827 | Uromodulin-associated nephropathy (familial juvenile hyperuricaemic nephropathy)  |
| 3282 | Von Hippel-Lindau disease                                                         |
| 3333 | Williams syndrome                                                                 |
| 3248 | Xanthinuria                                                                       |

---

**VII: MISCELLANEOUS RENAL DISORDERS**

| <b>Code</b> | <b>Primary renal disease</b>                                                                                       |
|-------------|--------------------------------------------------------------------------------------------------------------------|
| 3442        | Acute cortical necrosis                                                                                            |
| 3380        | Acute kidney injury                                                                                                |
| 3403        | Acute kidney injury due to circulatory failure                                                                     |
| 3398        | Acute kidney injury due to hypovolaemia                                                                            |
| 3435        | Acute kidney injury due to nephrotoxicity                                                                          |
| 3426        | Acute kidney injury due to rhabdomyolysis                                                                          |
| 3419        | Acute kidney injury due to sepsis                                                                                  |
| 3457        | Acute pyelonephritis                                                                                               |
| 3564        | Chronic kidney disease (CKD) / chronic renal failure (CRF) - aetiology uncertain / unknown - histologically proven |
| 3555        | Chronic kidney disease (CKD) / chronic renal failure (CRF) - aetiology uncertain / unknown - no histology          |
| 3529        | Chronic kidney disease (CKD) / chronic renal failure (CRF) caused by tumour nephrectomy                            |
| 3540        | Chronic kidney disease (CKD) / chronic renal failure (CRF) due to donor nephrectomy                                |
| 3538        | Chronic kidney disease (CKD) / chronic renal failure (CRF) due to traumatic loss of kidney                         |
| 3708        | Chronic renal failure                                                                                              |
| 3643        | Chronic renal failure due to systemic infection                                                                    |
| 3572        | Haematuria and proteinuria - no histology                                                                          |
| 3823        | Infiltration by lymphoma - histologically proven                                                                   |
| 3712        | Isolated haematuria - no histology                                                                                 |
| 3720        | Isolated proteinuria - no histology                                                                                |
| 3461        | Kidney tumour                                                                                                      |
| 3501        | Mesoblastic nephroma - histologically proven                                                                       |
| 3474        | Renal cell carcinoma - histologically proven                                                                       |
| 3691        | Renal failure                                                                                                      |
| 3517        | Single kidney identified in adulthood                                                                              |
| 3488        | Transitional cell carcinoma - histologically proven                                                                |
| 3490        | Wilms tumour - histologically proven                                                                               |

---

## Appendix 3 - Grouping of causes of death

| 1994 code | 1995 code | COD group | Cause of death                                                      |
|-----------|-----------|-----------|---------------------------------------------------------------------|
| 0         | 0         | XI        | Cause of death uncertain / not determined                           |
| 11        | 11        | I         | Myocardial ischaemia and infarction                                 |
| 12        | 12        | X         | Hyperkalaemia                                                       |
| 13        | 13        | X         | Haemorrhagic pericarditis                                           |
| 14        | 14        | II        | Other causes of cardiac failure                                     |
| 15        | 15        | III       | Cardiac arrest / sudden death; other cause or unknown               |
| 16        | 16        | II        | Hypertensive cardiac failure                                        |
| 17        | 17        | X         | Hypokalaemia                                                        |
| 18        | 18        | II        | Fluid overload / pulmonary oedema                                   |
| 21        | 21        | X         | Pulmonary embolus                                                   |
| 22        | 22        | IV        | Cerebro-vascular accident, other cause or unspecified               |
| 23        | 23        | X         | Gastro-intestinal haemorrhage                                       |
| 24        | 24        | X         | Haemorrhage from graft site                                         |
| 25        | 25        | X         | Haemorrhage from vascular access or dialysis circuit                |
| 26        | 26        | X         | Haemorrhage from ruptured vascular aneurysm (not code 22 or 23)     |
| 27        | 27        | X         | Haemorrhage from surgery (not code 23, 24 or 26)                    |
| 28        | 28        | X         | Other haemorrhage (not codes 23-27)                                 |
| 29        | 29        | X         | Mesenteric infarction                                               |
| 31        | 31        | V         | Pulmonary infection (bacterial - not code 73)                       |
| 32        | 32        | V         | Pulmonary infection (viral)                                         |
| 33        | 33        | V         | Pulmonary infection (fungal or protozoal; parasitic)                |
| 34        |           | V         | Infections elsewhere except virus hepatitis                         |
| 35        | 35        | V         | Septicaemia                                                         |
| 36        | 36        | V         | Tuberculosis (lung)                                                 |
| 37        | 37        | V         | Tuberculosis (elsewhere)                                            |
| 38        | 38        | V         | Generalized viral infection                                         |
| 39        | 39        | V         | Peritonitis (all causes except for Peritoneal Dialysis)             |
| 41        | 41        | X         | Liver disease due to hepatitis B virus                              |
| 42        | 42        | X         | Liver disease due to other viral hepatitis                          |
| 43        | 43        | X         | Liver disease due to drug toxicity                                  |
| 44        | 44        | X         | Cirrhosis - not viral                                               |
| 45        | 45        | X         | Cystic liver disease                                                |
| 46        | 46        | X         | Liver failure - cause unknown                                       |
| 51        | 51        | VI        | Patient refused further treatment for ESRF                          |
| 52        | 52        | VI        | Suicide                                                             |
| 53        | 53        | VII       | ESRF treatment ceased for any other reason                          |
|           | 54        | VII       | ESRF treatment withdrawn for medical reasons                        |
| 61        |           | X         | Uremia caused by graft failure                                      |
| 62        | 62        | X         | Pancreatitis                                                        |
| 63        | 63        | X         | Bone marrow depression                                              |
| 64        | 64        | VIII      | Cachexia                                                            |
| 66        | 66        | IX        | Malignant disease, possibly induced by immunosuppressive therapy    |
| 67        | 67        | IX        | Malignant disease: solid tumors except those of 66                  |
|           | 68        | IX        | Malignant disease: lymphoproliferative disorders except those of 66 |
| 69        | 69        | X         | Dementia                                                            |
| 70        | 70        | V         | Peritonitis (sclerosing, with peritoneal dialysis)                  |
| 71        | 71        | X         | Perforation of peptic ulcer                                         |
| 72        | 72        | X         | Perforation of colon                                                |
| 73        | 73        | X         | Chronic obstructive airways disease                                 |
| 81        | 81        | X         | Accident related to ESRF treatment (not code 25)                    |
| 82        | 82        | X         | Accident unrelated to ESRF treatment                                |
|           | 100       | V         | Peritonitis (bacterial, with peritoneal dialysis)                   |
|           | 101       | V         | Peritonitis (fungal, with peritoneal dialysis)                      |
|           | 102       | V         | Peritonitis (due to other cause, with peritoneal dialysis)          |
| 99        | 99        | X         | Other identified cause of death                                     |

*COD group: I: myocardial ischaemia and infarction; II: heart failure; III: cardiac arrest, other cause / unknown; IV: cerebrovascular accident; V: infection; VI: suicide / refusal treatment; VII: withdrawal; VIII: cachexia; IX: malignancies; X: miscellaneous; XI: unknown / unavailable*

## Appendix 4 - Event type codes

---

| Event code | Event |
|------------|-------|
|------------|-------|

---

|     |                                                                       |
|-----|-----------------------------------------------------------------------|
| 001 | Home haemodialysis                                                    |
| 002 | Centre haemodialysis                                                  |
| 003 | Haemofiltration                                                       |
| 004 | Haemodiafiltration                                                    |
| 009 | Haemodialysis, type unknown                                           |
| 011 | Continuous Ambulatory Peritoneal Dialysis (CAPD)                      |
| 012 | Intermittent Ambulatory Peritoneal Dialysis (CAPD)                    |
| 013 | Continuous Automated Peritoneal Dialysis (APD)                        |
| 014 | Intermittent Automated Peritoneal Dialysis (APD)                      |
| 019 | Peritoneal Dialysis, type unknown                                     |
| 090 | Unknown dialysis                                                      |
| 020 | Transplantation, living donor                                         |
| 021 | Transplantation, living related donor                                 |
| 022 | Transplantation, living unrelated donor                               |
| 023 | Transplantation, deceased donor                                       |
| 029 | Transplantation, donor type unknown                                   |
| 060 | Transplantation follow-up (still functioning)                         |
| 061 | Graft failure                                                         |
| 031 | Treatment type unknown / unavailable                                  |
| 051 | Recovery Renal Function                                               |
| 052 | Death                                                                 |
| 053 | Transfer out to other registry                                        |
| 054 | Transfer in from other registry                                       |
| 055 | Lost to follow-up                                                     |
| 071 | Limited care / stopped treatment (without recovery of renal function) |

---

## Appendix 5 - Renal registries contributing data for the different types of analyses

|                                  | Registries providing individual patient data |          |                              | Registries providing aggregated data | Registries providing paediatric data |
|----------------------------------|----------------------------------------------|----------|------------------------------|--------------------------------------|--------------------------------------|
|                                  | Incidence and prevalence                     | Survival | Expected remaining lifetimes | Incidence and prevalence             | Incidence and prevalence             |
| Albania                          | -                                            | -        | -                            | +                                    | -                                    |
| Austria                          | +                                            | +        | +                            | -                                    | +                                    |
| Belarus                          | -                                            | -        | -                            | +                                    | -                                    |
| Belgium, Dutch-speaking          | +                                            | +        | +                            | -                                    | -                                    |
| Belgium, French-speaking         | +                                            | +        | +                            | -                                    | -                                    |
| Bosnia and Herzegovina           | +                                            | -        | -                            | -                                    | +                                    |
| Bulgaria                         | -                                            | -        | -                            | +                                    | -                                    |
| Croatia                          | -                                            | -        | -                            | +                                    | -                                    |
| Cyprus                           | -                                            | -        | -                            | +                                    | -                                    |
| Czech Republic                   | -                                            | -        | -                            | +                                    | -                                    |
| Denmark                          | +                                            | +        | +                            | -                                    | +                                    |
| Estonia                          | +                                            | -        | -                            | -                                    | +                                    |
| Finland                          | +                                            | +        | +                            | -                                    | +                                    |
| France                           | +                                            | +        | +                            | -                                    | +                                    |
| Georgia                          | -                                            | -        | -                            | +                                    | -                                    |
| Greece                           | +                                            | +        | +                            | -                                    | +                                    |
| Iceland                          | +                                            | +        | +                            | -                                    | +                                    |
| Israel                           | -                                            | -        | -                            | +                                    | -                                    |
| Italy (8 of 20 regions)          | -                                            | -        | -                            | +                                    | -                                    |
| Kosovo                           | -                                            | -        | -                            | +                                    | -                                    |
| Latvia                           | -                                            | -        | -                            | +                                    | -                                    |
| Lithuania                        | -                                            | -        | -                            | +                                    | -                                    |
| North Macedonia                  | -                                            | -        | -                            | +                                    | -                                    |
| Norway                           | +                                            | +        | +                            | -                                    | +                                    |
| Poland                           | -                                            | -        | -                            | +                                    | -                                    |
| Portugal                         | -                                            | -        | -                            | +                                    | -                                    |
| Romania                          | +                                            | -        | -                            | -                                    | +                                    |
| Russia                           | -                                            | -        | -                            | +                                    | -                                    |
| Serbia                           | +                                            | -        | -                            | -                                    | +                                    |
| Slovakia                         | -                                            | -        | -                            | +                                    | -                                    |
| Spain, Andalusia                 | +                                            | +        | +                            | +                                    | +                                    |
| Spain, Aragon                    | +                                            | +        | +                            | +                                    | +                                    |
| Spain, Asturias                  | +                                            | +        | +                            | +                                    | +                                    |
| Spain, Balearic Islands          | -                                            | -        | -                            | +                                    | -                                    |
| Spain, Basque country            | +                                            | +        | +                            | +                                    | +                                    |
| Spain, Canary Islands            | +                                            | -        | -                            | +                                    | -                                    |
| Spain, Cantabria                 | +                                            | +        | +                            | +                                    | -                                    |
| Spain, Castile and León          | +                                            | +        | +                            | +                                    | -                                    |
| Spain, Castile-La Mancha         | +                                            | +        | +                            | +                                    | -                                    |
| Spain, Catalonia                 | +                                            | +        | +                            | +                                    | +                                    |
| Spain, Ceuta                     | -                                            | -        | -                            | +                                    | -                                    |
| Spain, Community of Madrid       | +                                            | +        | +                            | +                                    | +                                    |
| Spain, Extremadura               | +                                            | +        | +                            | +                                    | +                                    |
| Spain, Galicia                   | +                                            | +        | +                            | +                                    | +                                    |
| Spain, Melilla                   | -                                            | -        | -                            | +                                    | -                                    |
| Spain, Murcia                    | +                                            | -        | -                            | +                                    | +                                    |
| Spain, Navarre                   | +                                            | -        | -                            | +                                    | -                                    |
| Spain, La Rioja                  | -                                            | -        | -                            | +                                    | -                                    |
| Spain, Valencian region          | -                                            | -        | -                            | +                                    | -                                    |
| Sweden                           | +                                            | +        | +                            | -                                    | +                                    |
| Switzerland                      | +                                            | -        | -                            | -                                    | +                                    |
| the Netherlands                  | +                                            | +        | +                            | -                                    | +                                    |
| Tunisia, Sfax region             | -                                            | -        | -                            | +                                    | -                                    |
| Turkey                           | -                                            | -        | -                            | +                                    | -                                    |
| Ukraine                          | -                                            | -        | -                            | +                                    | -                                    |
| United Kingdom, England          | +                                            | +        | +                            | -                                    | -                                    |
| United Kingdom, Northern Ireland | +                                            | +        | +                            | -                                    | -                                    |
| United Kingdom, Scotland         | +                                            | +        | +                            | -                                    | +                                    |
| United Kingdom, Wales            | +                                            | +        | +                            | -                                    | -                                    |



[www.era-edta-reg.org](http://www.era-edta-reg.org)

ERA-EDTA Registry  
Amsterdam UMC, location AMC  
Department of Medical Informatics  
PO Box 22700  
1100 DE Amsterdam  
the Netherlands

ISBN 978-90-830309-0-6

October 2019

